



**Mayor and Council
Weekly Homeless Solutions Briefing**

Week of Dec 19th – Dec 25th 2022



Weekly Posted Homeless Solutions Updates

www.tempe.gov/EndingHomelessness

Learn more about our efforts.

[Sign up to receive human services and homelessness news](#)



HOMELESS
OUTREACH



HOUSING



WEEKLY
UPDATES



<https://www.tempe.gov/government/human-services/housing-services/homeless-solutions-weekly-updates>

Current Happenings

- HOPE is partnering with Native American Connections on outreach efforts throughout Tempe
- There has been great community response for our coat drive
- Point in Time Count volunteer opportunity sign-ups have been announced



- The areas of focus for our proactive responses this week are:
 - McClintock & University
 - East section of the Salt River Bottom
 - Papago & Evelyn Hallman Parks

Week of Dec 19th – Dec 25th 2022



HOPE Outreach Engagement

			Aggregate from April 1 st 2022	
Total number of HOPE engagements	219		10556	
Engagements actual case management towards housing	79	36.07%	2228	21.11%
Individuals sheltered	8	3.65%	547	5.18%
Individuals HOPE assisted in housing in own unit or family/friends directly from the street	11	5.02%	189	1.79%
Total assisted in a housing resolution	19	8.68%	736	6.97%
Individuals received or ordered vital documentation for housing	12	5.48%	591	5.6%
Individuals connected with additional medical care (ER, Urgent Psych Center, Detox/Rehab, Mental Health Provider)	11	5.02%	577	5.47%

Non-Congregate Shelter

			Average from April 1 st 2022
Rooms occupied at Super 8	44/48	91.67%	95.56%
Rooms occupied at 2101	20/27	74.07%	87.79%
Total move outs from shelters	1		6.85/week



HOPE Outreach by Zone

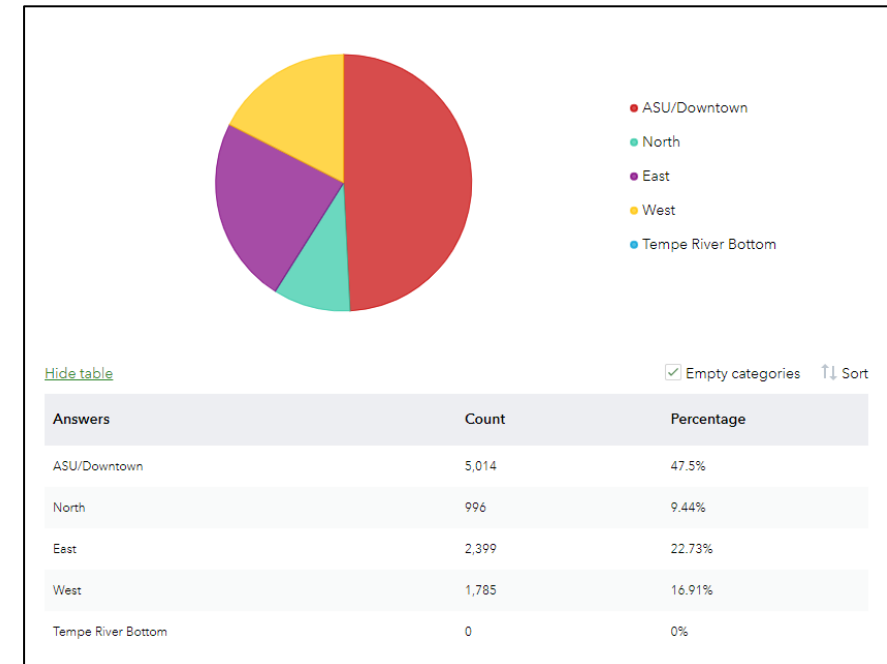
Week of Dec 19th – Dec 25th 2022

Aggregate from April 1st 2022



Legend

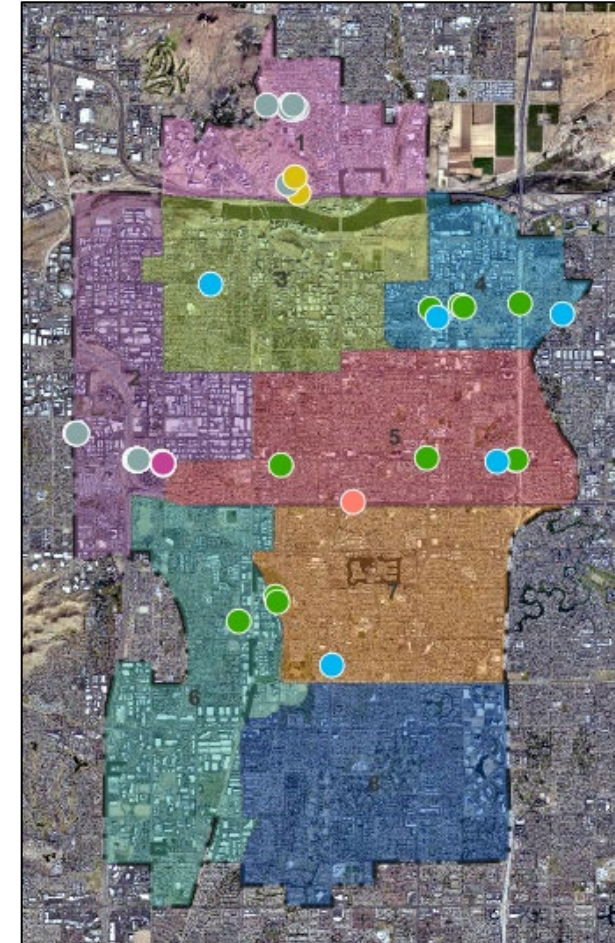
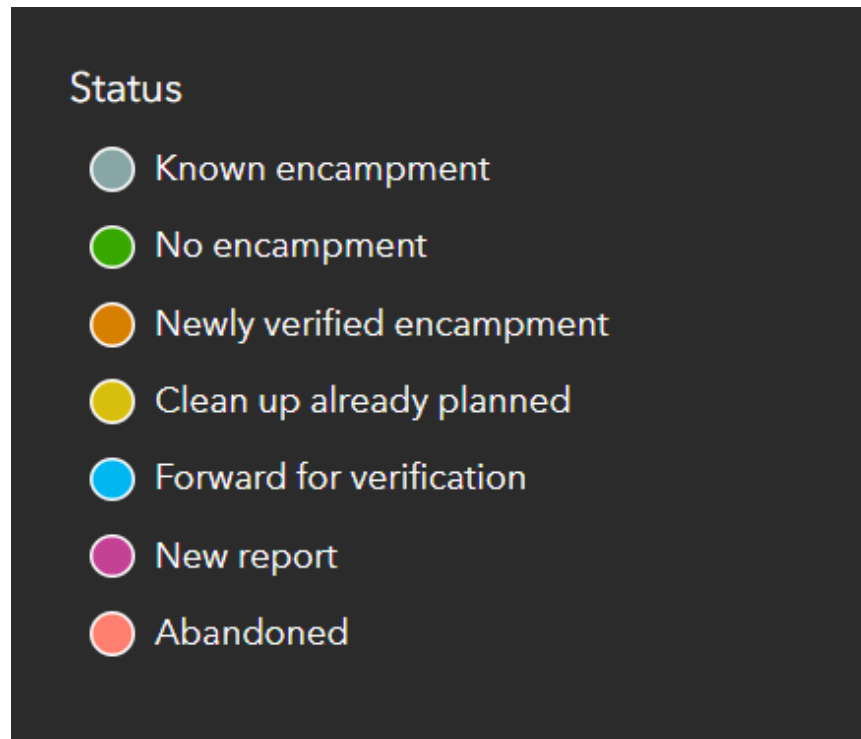
- ASU/Downtown
- North
- East
- West
- Tempe River Bottom
- others



Reported Encampment's Follow Up



Week of Dec 19 th – Dec 25 th 2022	
Total number of encampments being contacted by HOPE	88



Week of December 19th - December 25th, 2022



CARE 7 Crisis Response (7-day Data)		
Total number of crisis van calls for this week	36	
Dispatches involving homelessness	9	25%
Van clients referred to HOPE	2	
Transported for behavioral health care	1	
Transported for substance use treatment	0	
Transported for medical care	0	
Transported to homeless service / cooling center	1	
Provided resources / no service connection	4	
Client refused services / declined resources	1	
Mental Health Court new referrals	0	
Veterans' Court new referrals	0	
PAS / Tempe St. Luke's new referrals	0	
Total number of phone calls	86	
Phone calls regarding homelessness	37	43%

Totals		
Cumulative Data (Starting May 16, 2022)	1431	
	352	25%
	66	
	41	
	56	
	25	
	19	
	84	
	51	
	17	
	17	
	4	
	2639	
1154	44%	



Week of December 19th – 25th 2022

Police Engagement	Current	
Total number Office of Community Policing Calls for Service + Self Initiated Activity	48	
Total <i>Community</i> Calls for Service + <i>Officer Self-Initiated</i> Activity (at Intersections/Parks)	1	147
	148	
Number of Encampments Addressed (Ongoing; Needs Followup)	17	
Number of Encampments Resolved (Total PD Cleared)	14	
# of Trespass Letters Received	2	

36 Week Aggregate	Current
Total number Office of Community Policing Calls for Service + Self Initiated Activity	2040
Total Community Calls for Service + Officer Self-Initiated Activity (at Intersections/Parks)	3324
Number of Encampments addressed	719
Number of Encampments Resolved (Total PD Cleared)	516
# of Trespass Letters Received	344