

# Weekly Homeless Solutions Update

Week of Dec 5th – Dec 11<sup>th</sup> 2022



**Tempe**

Making waves in the desert

# Weekly Posted Homeless Solutions Updates

[www.tempe.gov/EndingHomelessness](http://www.tempe.gov/EndingHomelessness)

Learn more about our efforts.

[Sign up to receive human services and homelessness news](#)




HOMELESS  
OUTREACH



HOUSING



WEEKLY  
UPDATES



<https://www.tempe.gov/government/human-services/housing-services/homeless-solutions-weekly-updates>



# Week of Dec 5th – Dec 11<sup>th</sup> 2022



## HOPE Outreach Engagement

			Aggregate from April 1 <sup>st</sup> 2022	
Total number of HOPE engagements	169		10103	
Engagements actual case management towards housing	38	22.49%	2071	20.5%
Individuals sheltered	1	0.59%	525	5.2%
Individuals HOPE assisted in housing in own unit or family/friends directly from the street	2	1.18%	166	1.64%
Total assisted in a housing resolution	3	1.78%	691	6.84%
Individuals received or ordered vital documentation for housing	9	5.33%	407	4.03%
Individuals connected with additional medical care (ER, Urgent Psych Center, Detox/Rehab, Mental Health Provider)	8	4.73%	565	5.59%

## Non-Congregate Shelter

Rooms occupied at Super 8	37/43	86.05%
Rooms occupied at 2101	16/16	100%
Total move outs from shelters	24	

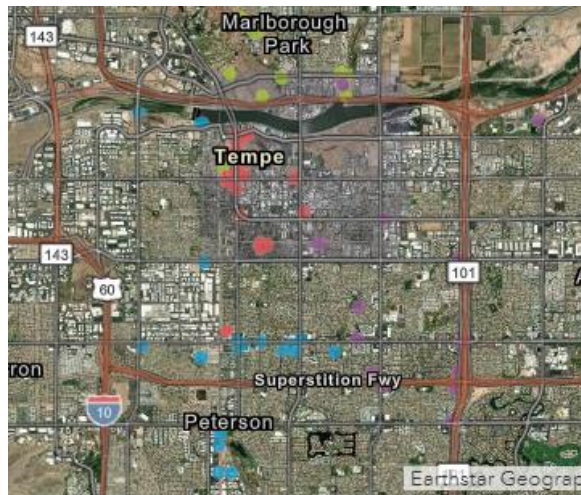
Average from April 1 <sup>st</sup> 2022
92.11%
88.12%
7/week



# HOPE Outreach by Zone

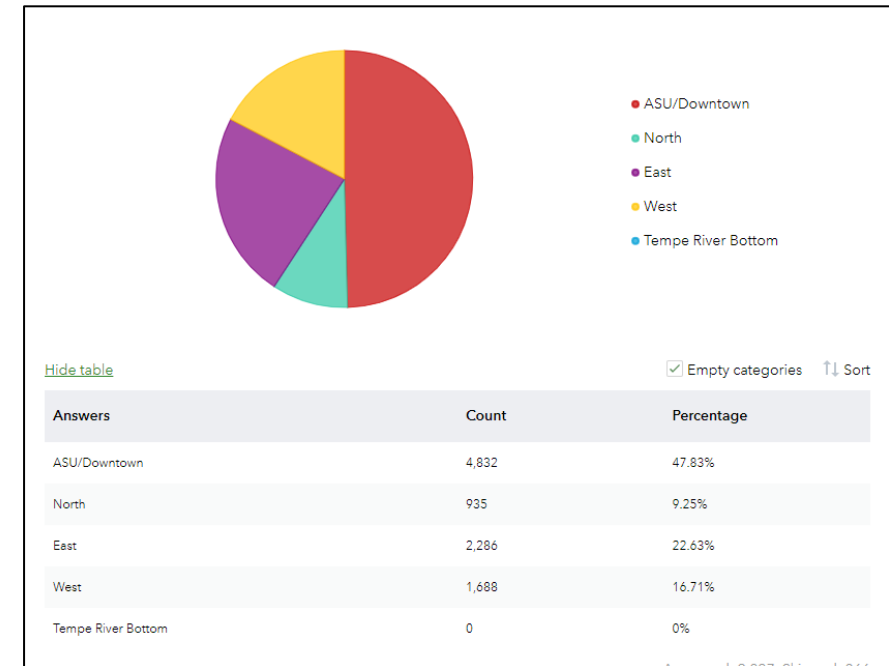
Week of Dec 5th – Dec 11<sup>th</sup> 2022

Aggregate from April 1<sup>st</sup> 2022



Legend

- ASU/Downtown
- North
- East
- West
- Tempe River Bottom
- others



# Reported Encampment's Follow Up



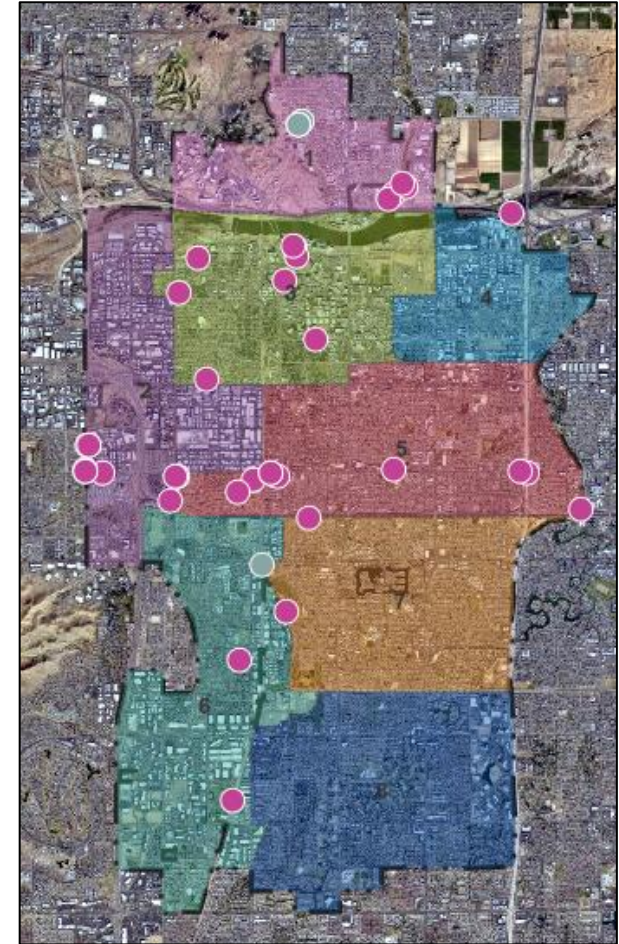
Week of Dec 5th – Dec 11<sup>th</sup> 2022

Total number of encampments being contacted by HOPE

125

## Status

- Known encampment
- No encampment
- Newly verified encampment
- Clean up already planned
- Forward for verification
- New report
- Abandoned



# Week of December 5th– December 11<sup>th</sup> 2022



CARE 7 Crisis Response (7-day Data)		
<b>Total number of crisis van calls for this week</b>	<b>37</b>	
<b>Dispatches involving homelessness</b>	<b>8</b>	22%
Van clients referred to HOPE	4	
Transported for behavioral health care	1	
Transported for substance use treatment	1	
Transported for medical care	0	
Transported to homeless service / cooling center	1	
Provided resources / no service connection	0	
Client refused services / declined resources	0	
<b>Mental Health Court new referrals</b>	<b>1</b>	
<b>Veterans' Court new referrals</b>	<b>0</b>	
<b>PAS / Tempe St. Luke's new referrals</b>	<b>0</b>	
<b>Total number of phone calls</b>	<b>128</b>	
<b>Phone calls regarding homelessness</b>	<b>52</b>	41%

Totals		
<b>Cumulative Data (Starting May 16, 2022)</b>	<b>1343</b>	
	<b>331</b>	25%
	59	
	40	
	55	
	25	
	19	
	81	
	51	
	<b>16</b>	
	<b>17</b>	
	<b>4</b>	
	<b>2438</b>	
	<b>1067</b>	44%

# Tempe Fire Medical Rescue



<b>Week of December 5<sup>th</sup> – December 11th 2022</b>		<b>Aggregate from April 1<sup>st</sup> 2022</b>
Number of EMS calls with patients identified as experiencing homelessness	37	2031
Call volume as an approximate percentage of all EMS calls	11%	15%
Number of unique individuals	34	1462
Number of patients who received care coordination with Patient Advocate Services	0	89



# Week of December 5<sup>th</sup> – 11<sup>th</sup> 2022

<b>Police Engagement</b>	<b>Current</b>
Total number Chiefs Office of Community Policing - Generated Calls for Service and Self Initiated Activity	27
Total number of Patrol Generated <i>Community</i> Calls for Service + <i>Officer Self-Initiated</i> Activity (at Intersections/Parks)	7   160
	167
Number of Encampments Addressed (Ongoing; Needs Followup)	28
Number of Encampments Resolved (Total PD Cleared)	8
# of Trespass Letters Received	4

<b>34 Week Aggregate</b>	<b>Current</b>
Total number Chiefs Office of Community Policing - Generated Calls for Service and Self Initiated Activity	1964
Total number of Patrol Generated Community Calls for Service + Officer Self-Initiated Activity (at Intersections/Parks)	3041
Number of Encampments addressed	667
Number of Encampments Resolved / Cleared (total police department)	485
# of Trespass Letters Received	308