

Weekly Homeless Solutions Update

Week of Nov 21st –27th 2022



Weekly Posted Homeless Solutions Updates

www.tempe.gov/EndingHomelessness

Learn more about our efforts.

[Sign up to receive human services and homelessness news](#)



HOMELESS
OUTREACH



HOUSING



WEEKLY
UPDATES



<https://www.tempe.gov/government/human-services/housing-services/homeless-solutions-weekly-updates>

Week of Nov 21st –27th 2022



HOPE Outreach Engagement

			Aggregate from April 1 st 2022	
Total number of HOPE engagements	259		9713	
Engagements actual case management towards housing	36	13.9%	2006	20.65%
Individuals sheltered	9	3.47%	512	5.27%
Individuals HOPE assisted in housing in own unit or family/friends directly from the street	9	3.47%	161	1.66%
Total assisted in a housing resolution	18	6.95%	673	6.93%
Individuals received or ordered vital documentation for housing	8	3.09%	534	5.5%
Individuals connected with additional medical care (ER, Urgent Psych Center, Detox/Rehab, Mental Health Provider)	5	1.93%	383	3.94%

Non-Congregate Shelter

Rooms occupied at Super 8	43/45	95.56%
Rooms occupied at 2101	20/20	100%
Total move outs from shelters	14	

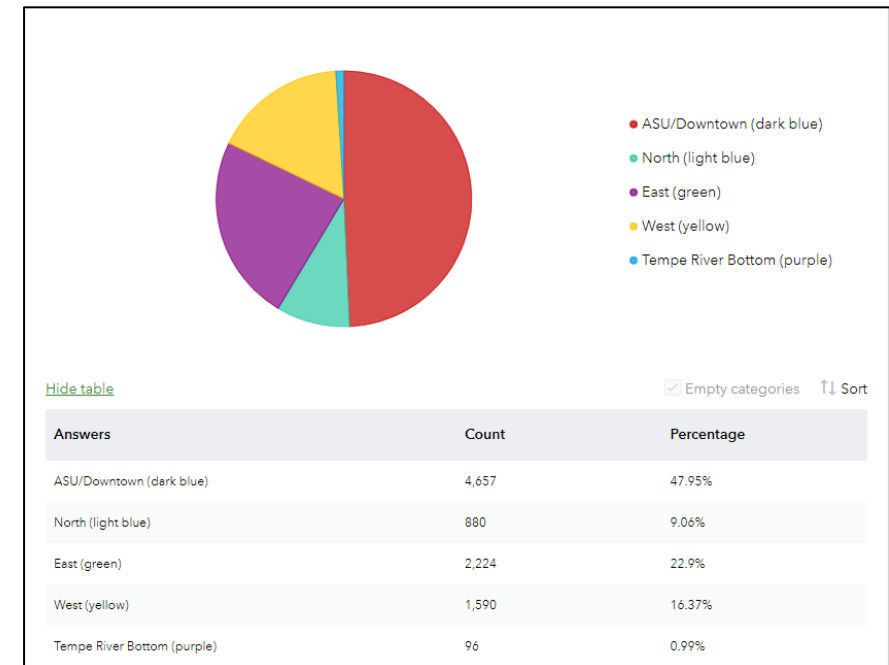
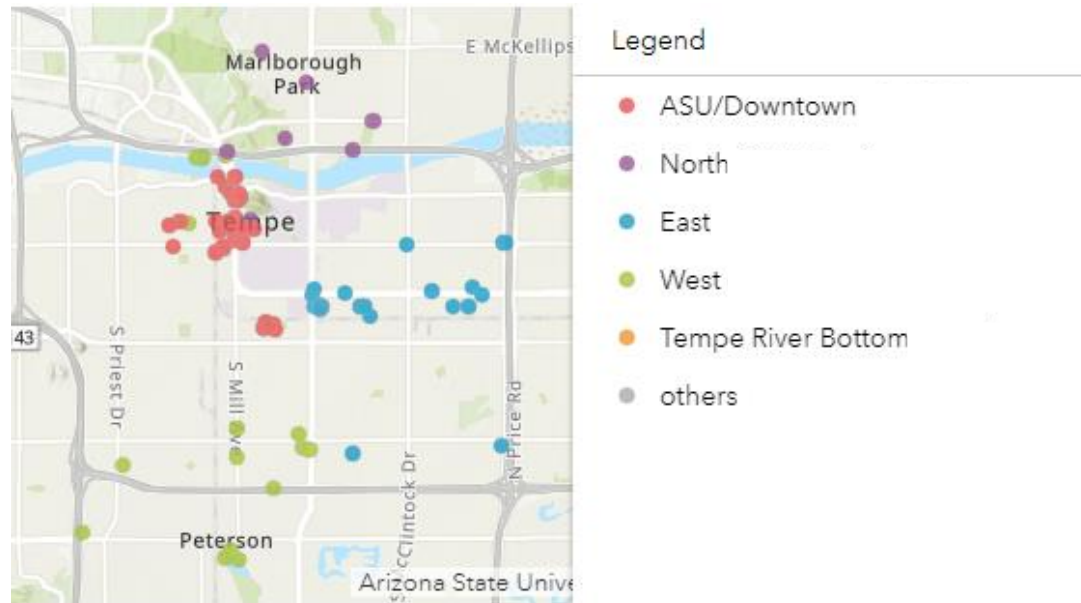
Average from April 1 st 2022	
	92.17%
	88.18%
	6.4/week



HOPE Outreach by Zone

Week of Nov 21st –27th 2022

Aggregate from April 1st 2022



Reported Encampment's Follow Up

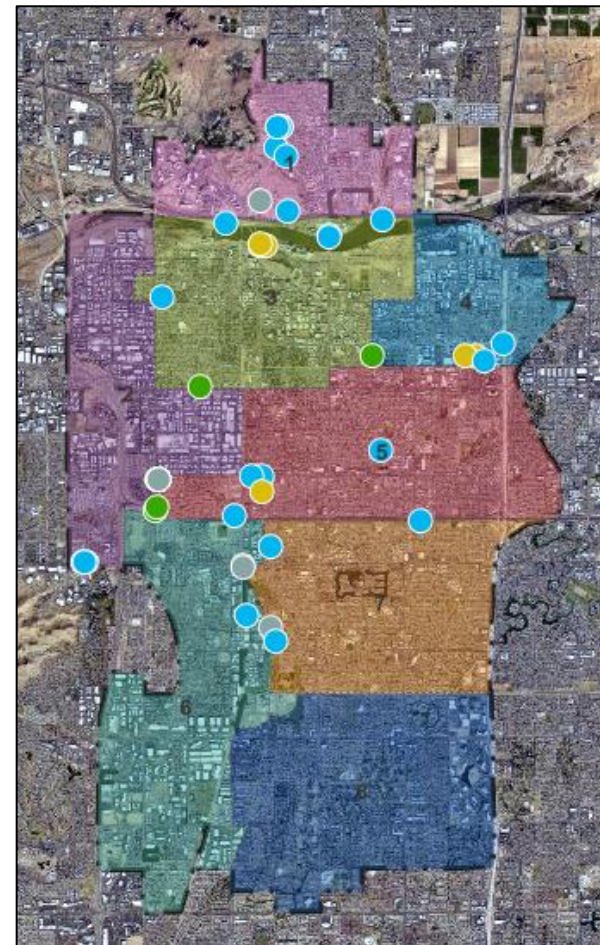


Week of Nov 21st –27th 2022

Total number of encampments being contacted by HOPE	78
---	----

Status

- Known encampment
- No encampment
- Newly verified encampment
- Clean up already planned
- Forward for verification
- New report
- Abandoned



Week of November 21st – November 27th 2022



CARE 7 Crisis Response (7-day Data)		
Total number of crisis van calls for this week	44	
Dispatches involving homelessness	4	9%
Van clients referred to HOPE	1	
Transported for behavioral health care	0	
Transported for substance use treatment	0	
Transported for medical care	0	
Transported to homeless service / cooling center	0	
Provided resources / no service connection	0	
Client refused services / declined resources	0	
Mental Health Court new referrals	1	
Veterans' Court new referrals	0 No Court	
PAS / Tempe St. Luke's new referrals	0	
Total number of phone calls	177	
Phone calls regarding homelessness	98	55%

Totals		
Cumulative Data (Starting May 16, 2022)	1269	
	312	25%
	54	
	40	
	55	
	25	
	19	
	81	
	51	
	15	
	17	
	4	
	2214	
971	44%	

Tempe Fire Medical Rescue



Week of November 21st – November 27th 2022		Aggregate from April 1st 2022
Number of EMS calls with patients identified as experiencing homelessness	45	1,950
Call volume as an approximate percentage of all EMS calls	12%	15%
Number of unique individuals	43	1,411
Number of patients who received care coordination with Patient Advocate Services	0	89



Week of November 21st – 27th 2022

Police Engagement	Current
Total number Chiefs Office of Community Policing - Generated Calls for Service and Self Initiated Activity	25
Total number of Patrol Generated <i>Community</i> Calls for Service + <i>Officer Self-Initiated</i> Activity (at Intersections/Parks)	6 126
	132
Number of Encampments Addressed (Ongoing; Needs Followup)	15
Number of Encampments Resolved (Total PD Cleared)	12
# of Trespass Letters Received	3

32 Week Aggregate	Current
Total number Chiefs Office of Community Policing - Generated Calls for Service and Self Initiated Activity	1903
Total number of Patrol Generated Community Calls for Service + Officer Self-Initiated Activity (at Intersections/Parks)	2706
Number of Encampments addressed	627
Number of Encampments Resolved / Cleared (total police department)	463
# of Trespass Letters Received	290