

Weekly Homeless Solutions Update

Week of Nov 14th –20th 2022



Tempe

Making waves in the desert

Weekly Posted Homeless Solutions Updates

www.tempe.gov/EndingHomelessness

Learn more about our efforts.

[Sign up to receive human services and homelessness news](#)



HOMELESS
OUTREACH



HOUSING



WEEKLY
UPDATES



<https://www.tempe.gov/government/human-services/housing-services/homeless-solutions-weekly-updates>

Week of Nov 14th –20th 2022



HOPE Outreach Engagement

			Aggregate from April 1 st 2022	
Total number of HOPE engagements	266		9454	
Engagements actual case management towards housing	38	14.29%	1970	20.84%
Individuals sheltered	13	4.89%	503	5.32%
Individuals HOPE assisted in housing in own unit or family/friends directly from the street	3	1.13%	152	1.61%
Total assisted in a housing resolution	16	6.02%	655	6.92%
Individuals received or ordered vital documentation for housing	14	5.26%	526	5.56%
Individuals connected with additional medical care (ER, Urgent Psych Center, Detox/Rehab, Mental Health Provider)	11	4.14%	378	3.998%

Non-Congregate Shelter

Rooms occupied at Super 8	50/52	96.15%
Rooms occupied at 2101	22/22	100%
Total move outs from shelters	8	

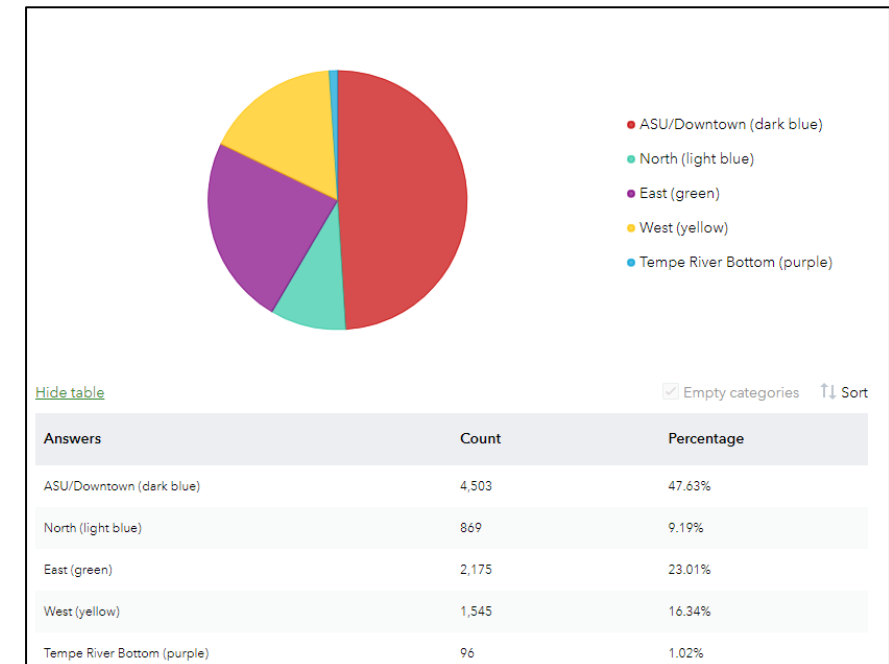
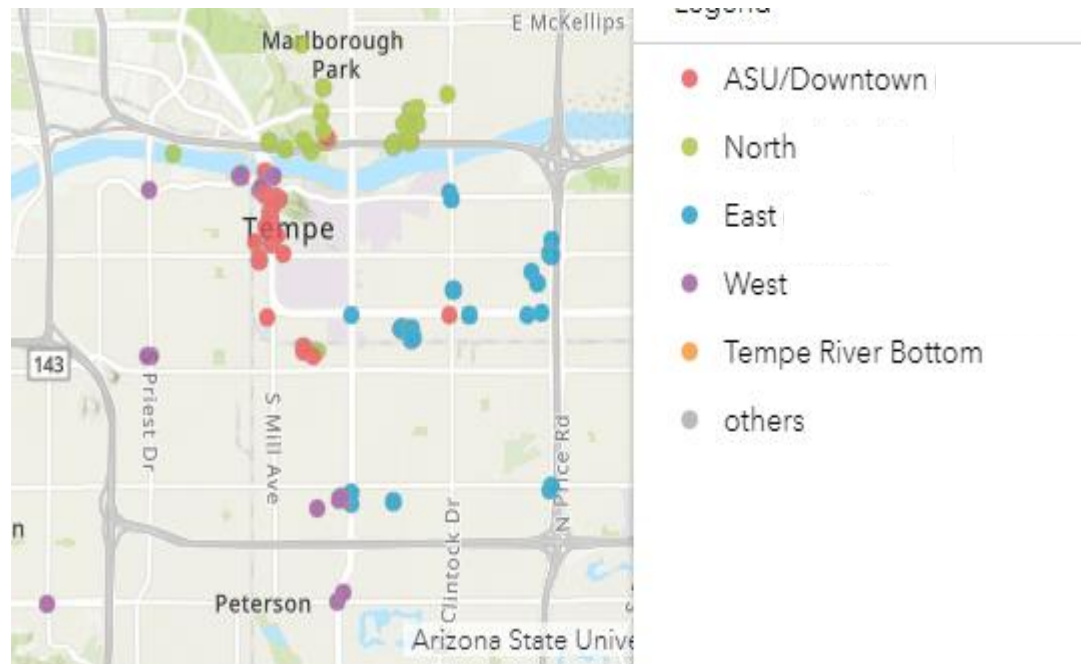
Average from April 1 st 2022	
92.07%	
87.93%	
6.1/week	



HOPE Outreach by Zone

Week of Nov 14th –20th 2022

Aggregate from April 1st 2022



Reported Encampment's Follow Up

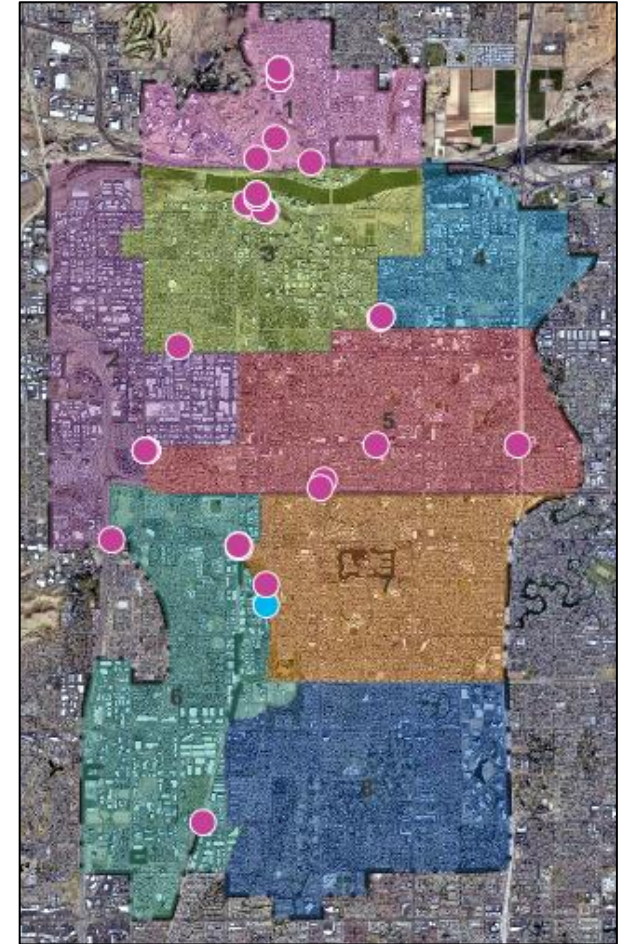


Week of Nov 14th –20th 2022

Total number of encampments being contacted by HOPE	67
---	----

Status

- Known encampment
- No encampment
- Newly verified encampment
- Clean up already planned
- Forward for verification
- New report
- Abandoned



Week of November 14th – November 20th 2022



CARE 7 Crisis Response (7-day Data)		
Total number of crisis van calls for this week	52	
Dispatches involving homelessness	9	17%
Van clients referred to HOPE	4	
Transported for behavioral health care	2	
Transported for substance use treatment	4	
Transported for medical care	1	
Transported to homeless service / cooling center	1	
Provided resources / no service connection	0	
Client refused services / declined resources	1	
Mental Health Court new referrals	1	
Veterans' Court new referrals	1	
PAS / Tempe St. Luke's new referrals	0	
Total number of phone calls	111	
Phone calls regarding homelessness	52	47%

Totals		
Cumulative Data (Starting May 16, 2022)	1225	
	308	25%
	53	
	40	
	55	
	25	
	19	
	81	
	51	
	14	
	17	
	4	
	2037	
873	43%	

Tempe Fire Medical Rescue



Week of November 14th – November 20th 2022		Aggregate from April 1st 2022
Number of EMS calls with patients identified as experiencing homelessness	40	1,907
Call volume as an approximate percentage of all EMS calls	12%	15%
Number of unique individuals	37	1,387
Number of patients who received care coordination with Patient Advocate Services	0	89