



2022 City of Tempe Community Survey Findings Report

Presented to the City of Tempe,
Arizona

October 2022



ETC
INSTITUTE

Contents

Executive Summary.....	i
Section 1: Charts and Graphs.....	1
Section 2: Trend Charts.....	40
Section 3: Benchmarking Analysis.....	59
Section 4: Importance-Satisfaction Analysis	76
Section 5: Tabular Data & Survey Instrument	82



Executive Summary

2022 City of Tempe Community Survey

Executive Summary



Purpose and Methodology

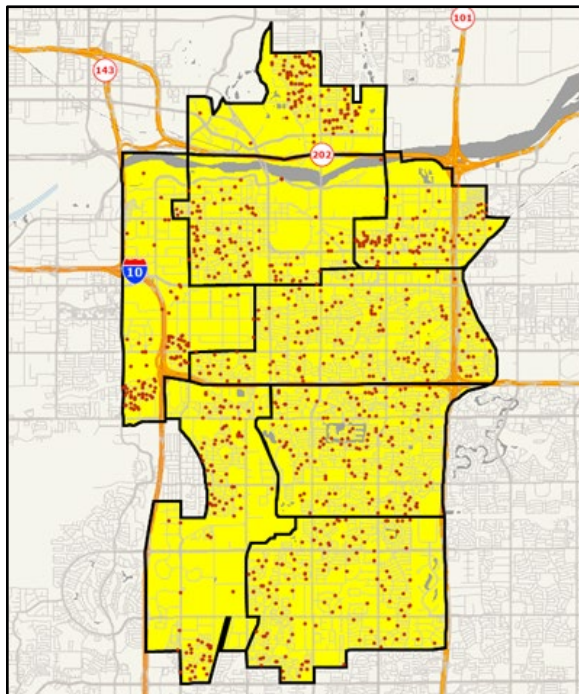
ETC Institute conducted the fifteenth annual community survey for the City of Tempe during the summer of 2022 to help determine priorities for the community as part of the City's on-going strategic planning process. The survey was mailed to a random sample of households in the City of Tempe. Once the surveys were mailed, ETC Institute sent emails and text messages to the households that received the survey to encourage participation. The emails and texts contained a link to the online survey (www.tempe.gov/communitysurvey) to make it easy for residents to complete the survey.

To prevent people who were not residents of Tempe from participating, everyone who completed the survey online was required to enter their home address prior to submitting the survey. ETC Institute then matched the addresses that were entered online with the addresses that were originally selected for the random sample. If the address from a survey completed online did not match one of the addresses selected for the sample, the online survey was not counted.

A total of 934 households completed the survey. The results for the sample of 934 households have a 95% level of confidence with a precision of at least $\pm 3.2\%$. There were no statistically significant differences in the results of the survey based on the method of administration.

Location of Respondents. To better understand how well services are being delivered in different parts of the City, the home address of respondents to the survey was geocoded. The dots on the map to the right show the distribution of survey respondents based on the location of their home.

Don't Know Responses. Since the number of "don't know" responses often reflects the utilization and awareness of City services, the percentage of "don't know" responses has been included with the tabular data in Section 5 of this report. When the "don't know" responses have been excluded, the text of this report will indicate that the responses have been excluded with the phrase "who had an opinion."



This report contains:

- A summary of the methodology for administering the survey and major findings
- Charts showing the overall results for most questions on the survey (Section 1)

2022 City of Tempe Community Survey

Executive Summary



- Trend charts comparing the 2022 results to the 2021 and 2007 (the first year the survey was administered) results where available (Section 2)
- Benchmarking data that show how the results for the City of Tempe compare to other communities (Section 3)
- Importance-Satisfaction analysis that identifies priorities for investment (Section 4)
- Tabular data showing the overall results for all questions on the survey along with a copy of the survey instrument (Section 5)

Perceptions of the Community

Based on the combined percentages of the residents surveyed who had an opinion, 78% were either “very satisfied” or “satisfied” with the *overall quality of services offered by the City of Tempe*.

Public Safety

- Ninety percent (90%) of the residents surveyed who had an opinion were “very satisfied” or “satisfied” with the quality of local fire services; 9% were “neutral.” Other public safety services with high levels of satisfaction include: quality of medical services provided by the Fire Department (89%), quality of ambulance services (81%), and quality and safety of structures in neighborhoods (77%).
- Eighty-three percent (83%) of residents who had an opinion were “satisfied” with their feeling of safety at the Tempe Public Library Complex during the day; 12% were “neutral.” Other areas in which residents felt safe during the day include: within the home or neighborhood (77%), businesses (theaters, restaurants, retail shopping, workplace) (76%), City athletic and recreational facilities (74%), and City Hall (73%).
- Sixty-seven percent (67%) of residents who had an opinion were satisfied with their feeling of safety within their home or neighborhood at night; 18% were “neutral.” Other areas in which residents felt safe at night include: businesses (theaters, restaurants, retail shopping, workplace) (66%), and in the Tempe Public Library Complex (61%).
- Sixty-five percent (65%) of residents who had an opinion indicated they were “occasionally” or “frequently” worried about having their car stolen or broken into; 60% were “occasionally” or “frequently” worried about being a victim of identity theft, and 56% were “occasionally” or “frequently” worried about having their home burglarized when they are not there.

2022 City of Tempe Community Survey

Executive Summary



Quality of Life and City Services

- The highest levels of satisfaction with quality of life and City services in Tempe, among those who had an opinion, included: quality of Tempe Public Library (85%), residential trash collection services (84%), quality of City library programs and services (81%), residential recycling services (81%), bulk trash pickup/removal services (77%), quality of larger City parks (75%), quality of life in the City (75%), quality of City recreation centers (74%), and maintenance and appearance of City recreation and community centers (72%).

Financial Stability and Vitality

- The highest levels of satisfaction with various aspects of financial stability and vitality in Tempe, among those who had an opinion, included: the financial stability of City (61%), the direction the City is heading (57%), and the overall value received for City tax dollars and fees (56%).

Sustainable Growth and Development

- The highest levels of satisfaction with various aspects of sustainable growth and development in Tempe, among those who had an opinion, included: quality of recycling services (78%), the condition and clarity of street signs (75%), quality of walking and biking paths (72%), and the quality of local transit service (71%).

Communication

- The three information sources that residents use most to get information about the City of Tempe include: the water bill newsletter (Tempe Today) (65%), City websites (63%), and TV news (35%).
- The highest levels of satisfaction with various aspects of communication in Tempe, among those who had an opinion, included: the availability of information on water/wastewater (sewer) and solid waste rates (77%), the availability of information about City programs, events, services, and issues (76%), the availability of information on recycling, composting, and water conservation program offerings (74%), and Tempe's online services (registration, payment, etc.) (71%). Residents were least satisfied with their ability to participate in the City's decision-making process (47%).

2022 City of Tempe Community Survey Executive Summary

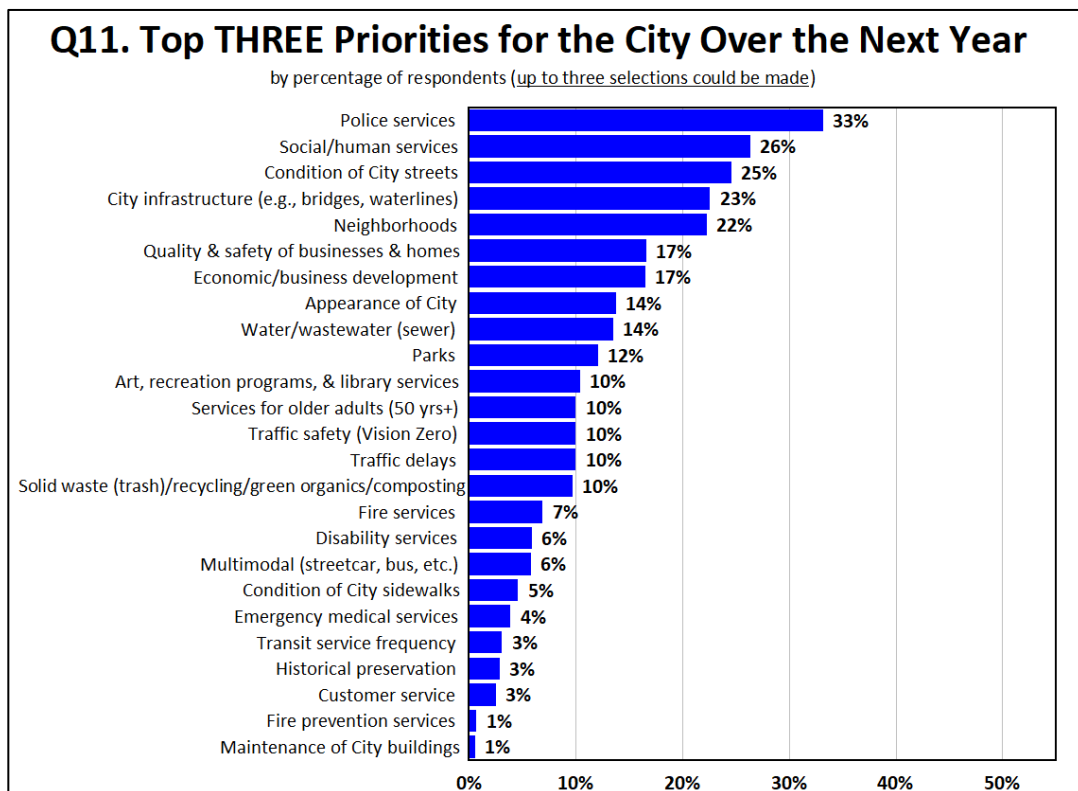


Customer Service

- Overall, 72% of residents who had an opinion were satisfied with the quality of customer service provided by the City of Tempe.
- Forty-eight percent (48%) of residents surveyed indicated they had contacted the City of Tempe during the past year.
- The highest levels of satisfaction with customer service, based upon the “yes” responses among those who had an opinion and had contacted the City over the past year, were: the honesty of the employee (95%), the way they were treated fairly (94%), and the ability of the employee to listen carefully (93%).

Top Priorities for the City

- Residents think police services and social/human services should be the City’s top priorities for 2023. The chart below shows the percentage of respondents who selected various City service categories as one of their top three priorities for the coming year. Customer service, fire prevention services, and maintenance of City buildings were the least selected priorities.

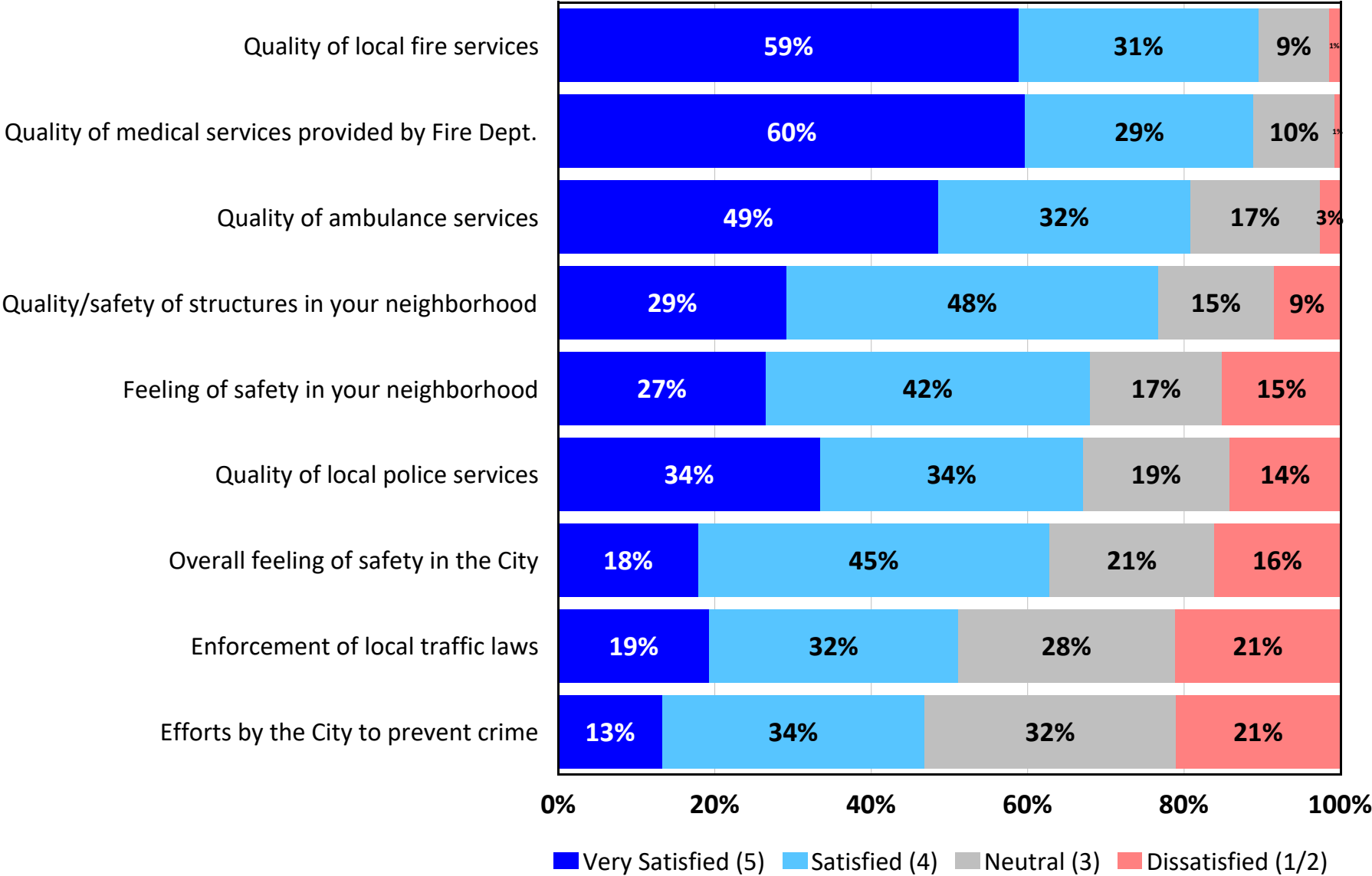




Charts and Graphs

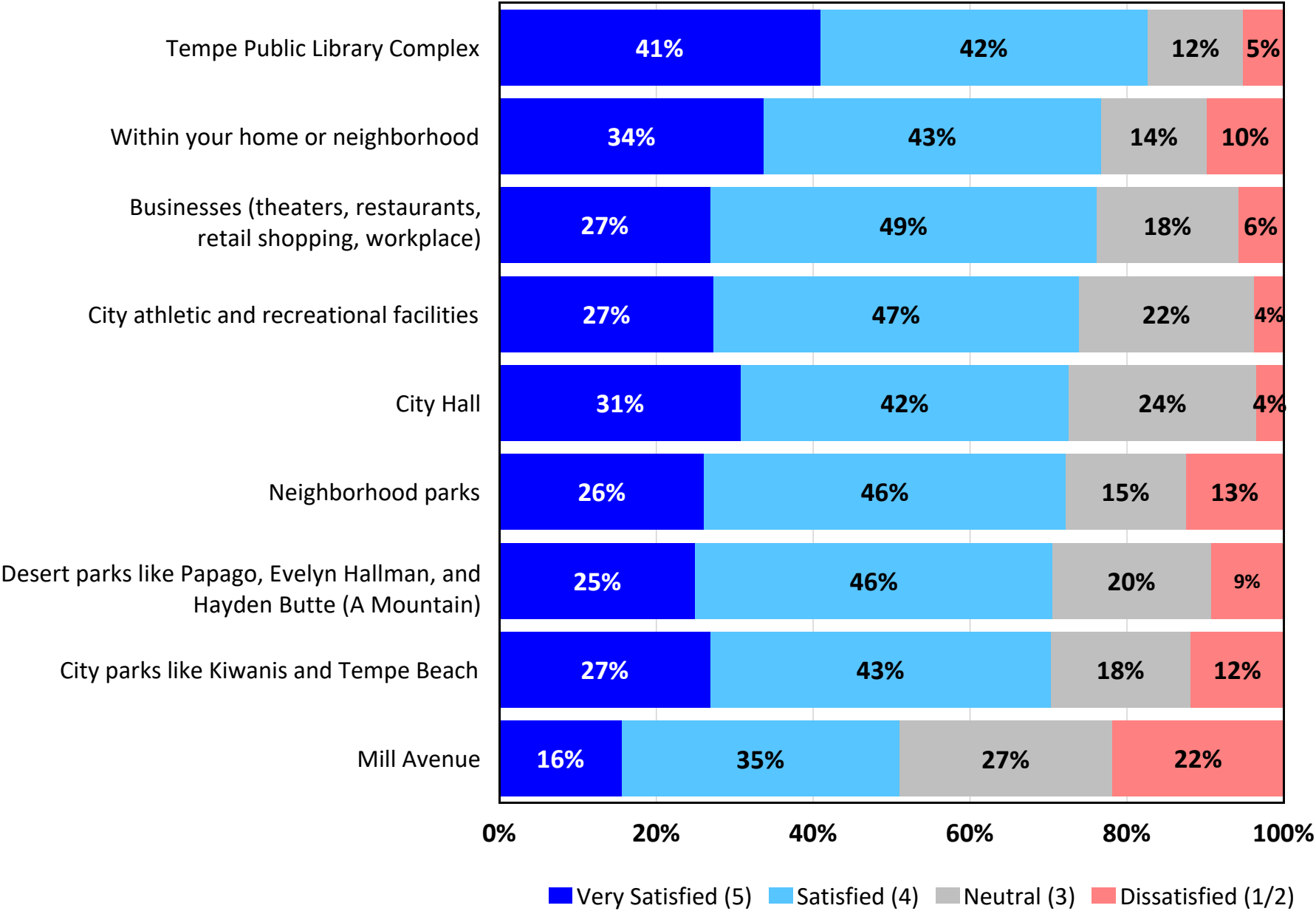
Q1. Satisfaction With Public Safety

by percentage of respondents (excluding "Don't Know" responses)



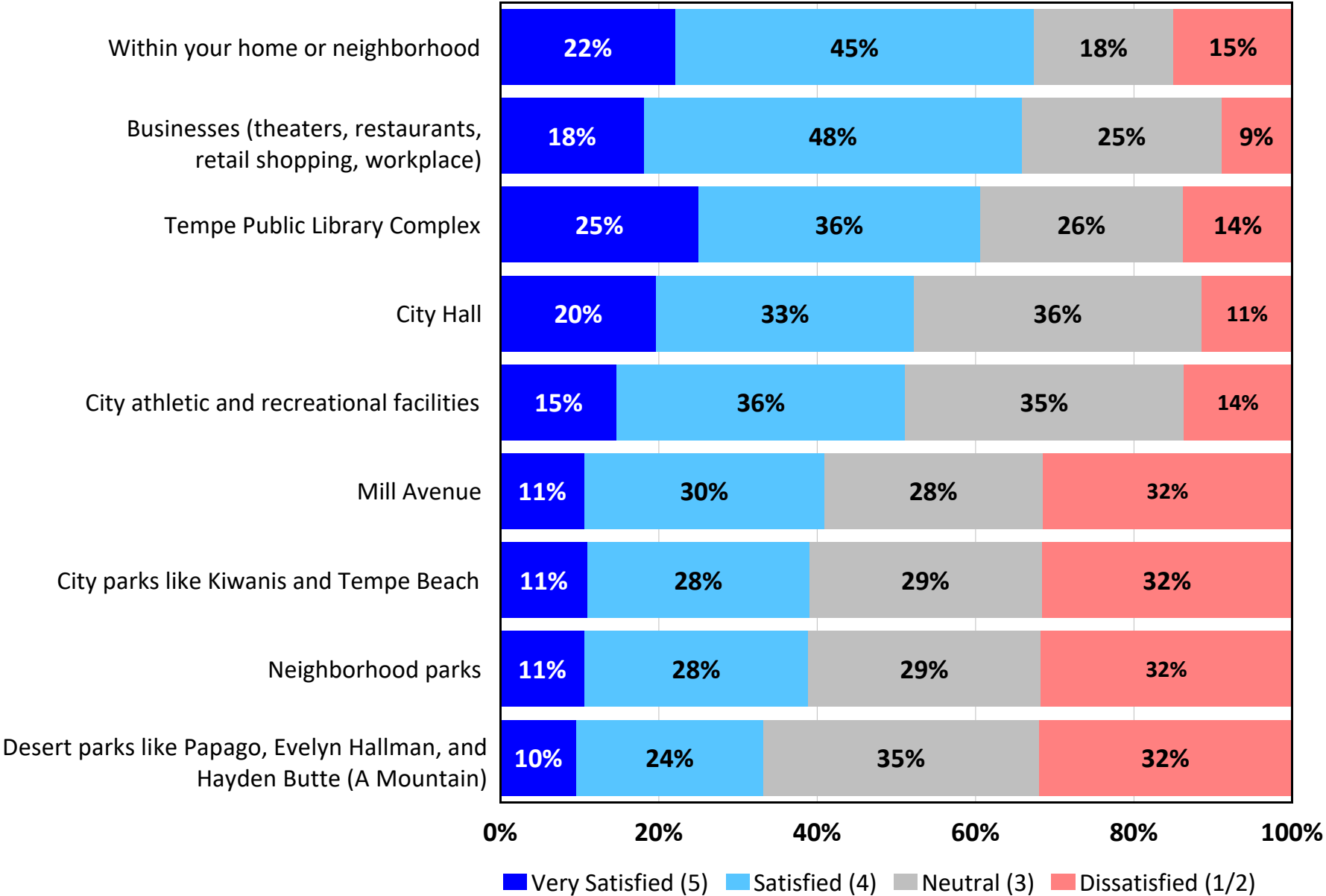
Q2. Feeling of Safety During the Day in the Following Places:

by percentage of respondents (excluding "Don't Know" responses)



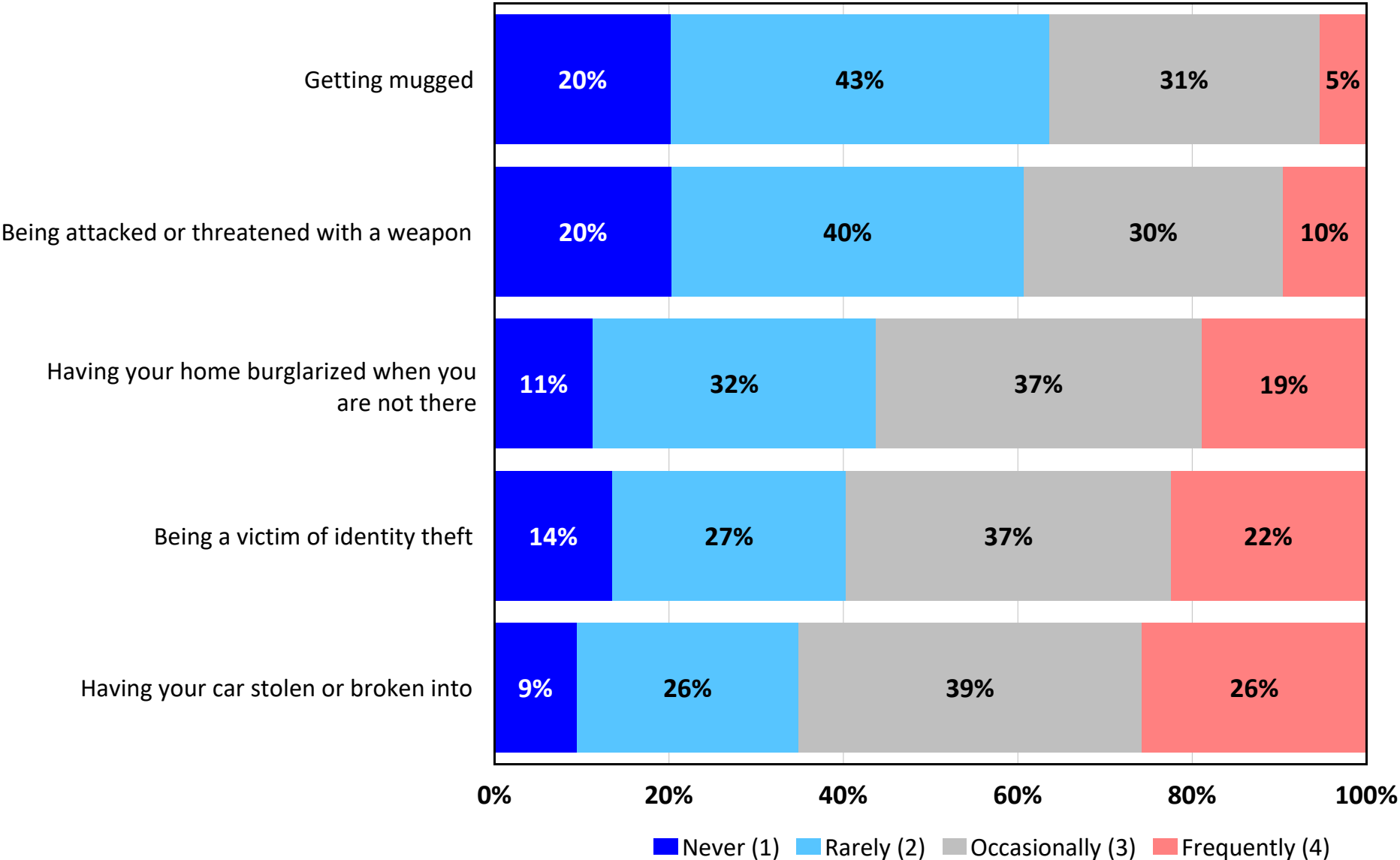
Q2. Feeling of Safety At Night in the Following Places:

by percentage of respondents (excluding "Don't Know" responses)



Q3. How Often Residents Worry About Each Of The Following:

by percentage of respondents (excluding "Don't Know" responses)

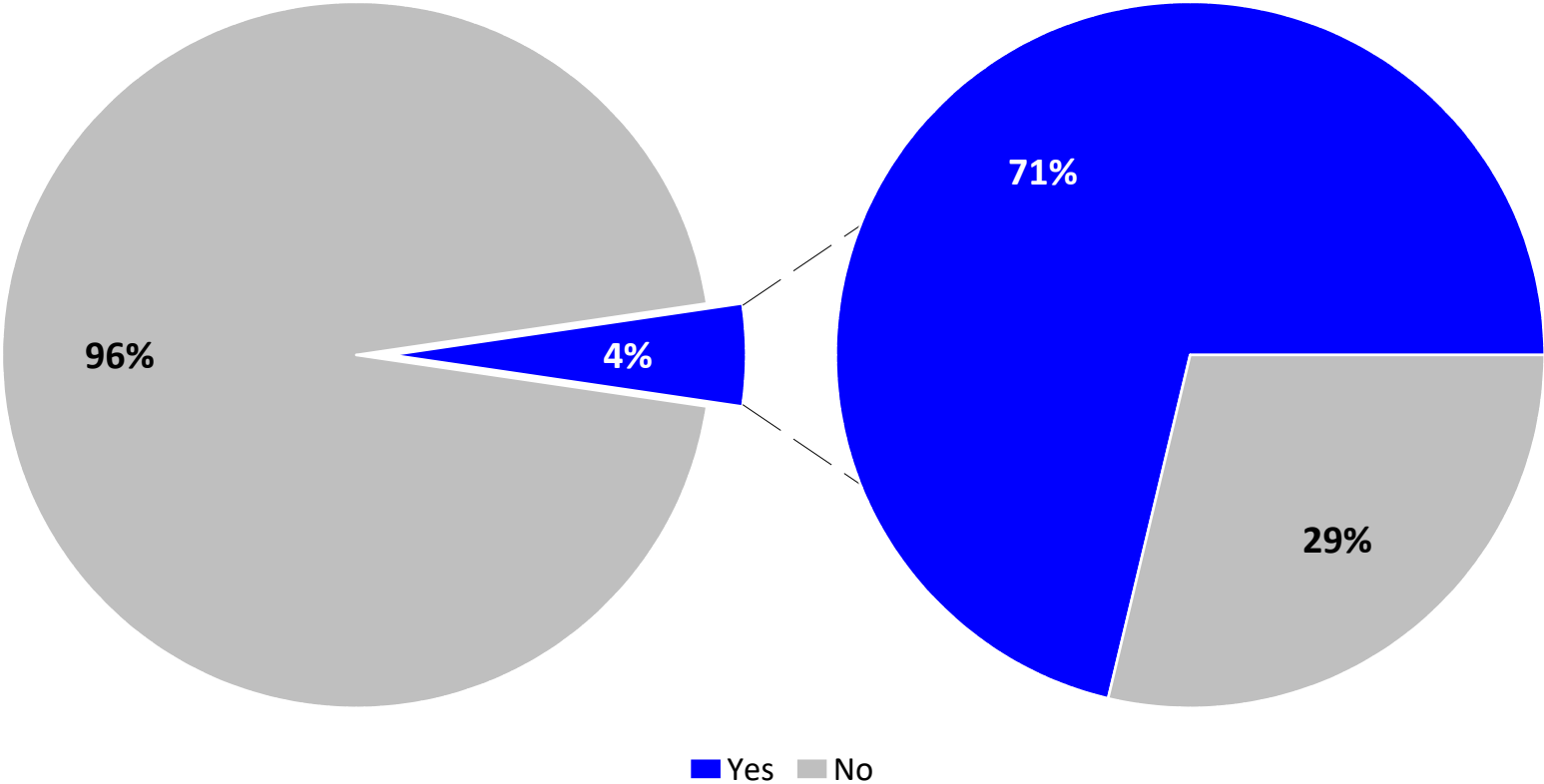


Q4.1. Have you been robbed, physically assaulted, or sexually assaulted in the past 6 months?

by percentage of respondents

Q4.1a. If yes, were the police informed or did they find out about this incident in any way?

by percentage of respondents

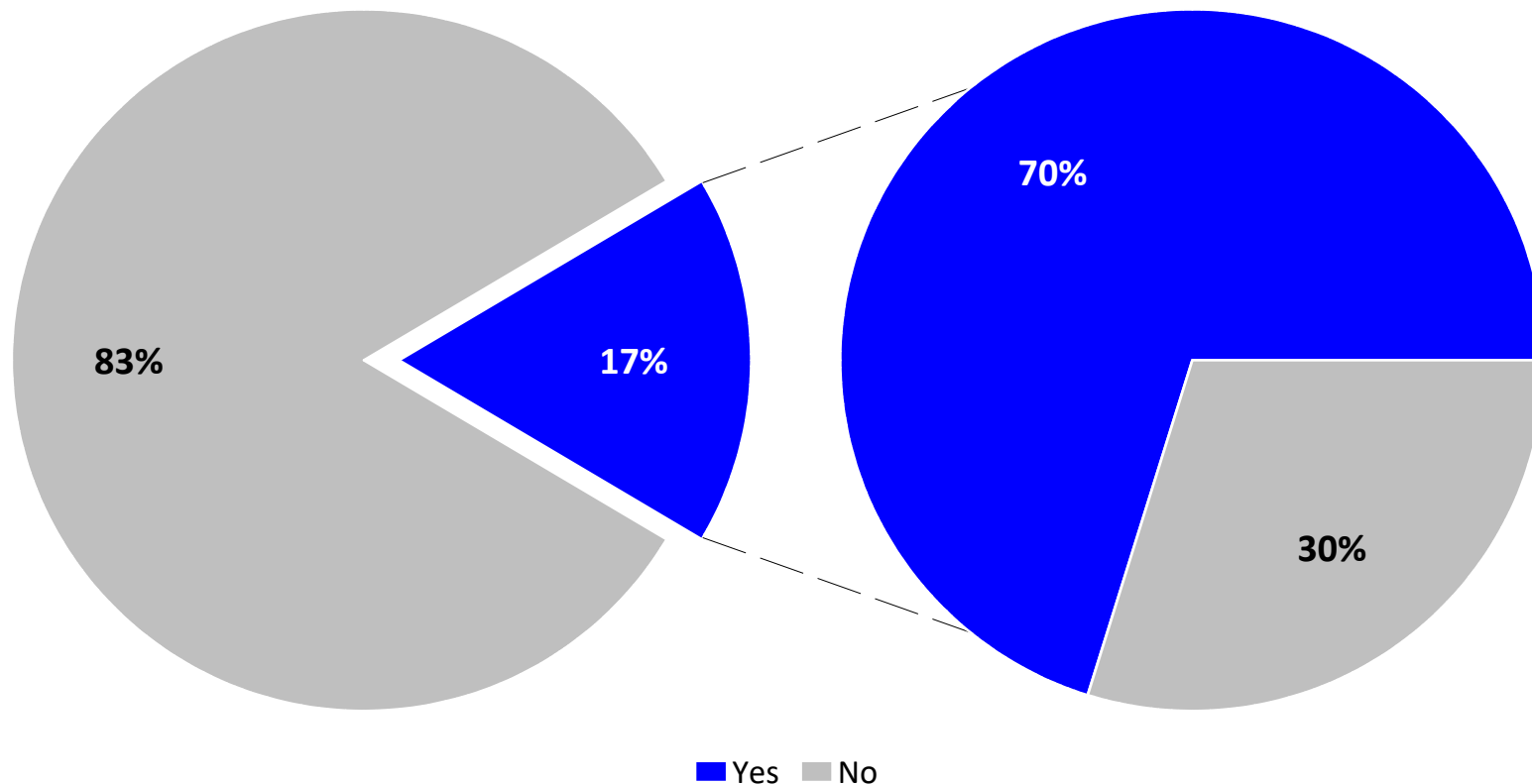


Q4.2. Has anyone in your household age 12 or older had a vehicle stolen, property or cash stolen, or has your household been burglarized?

by percentage of respondents (excluding "Not Provided" responses)

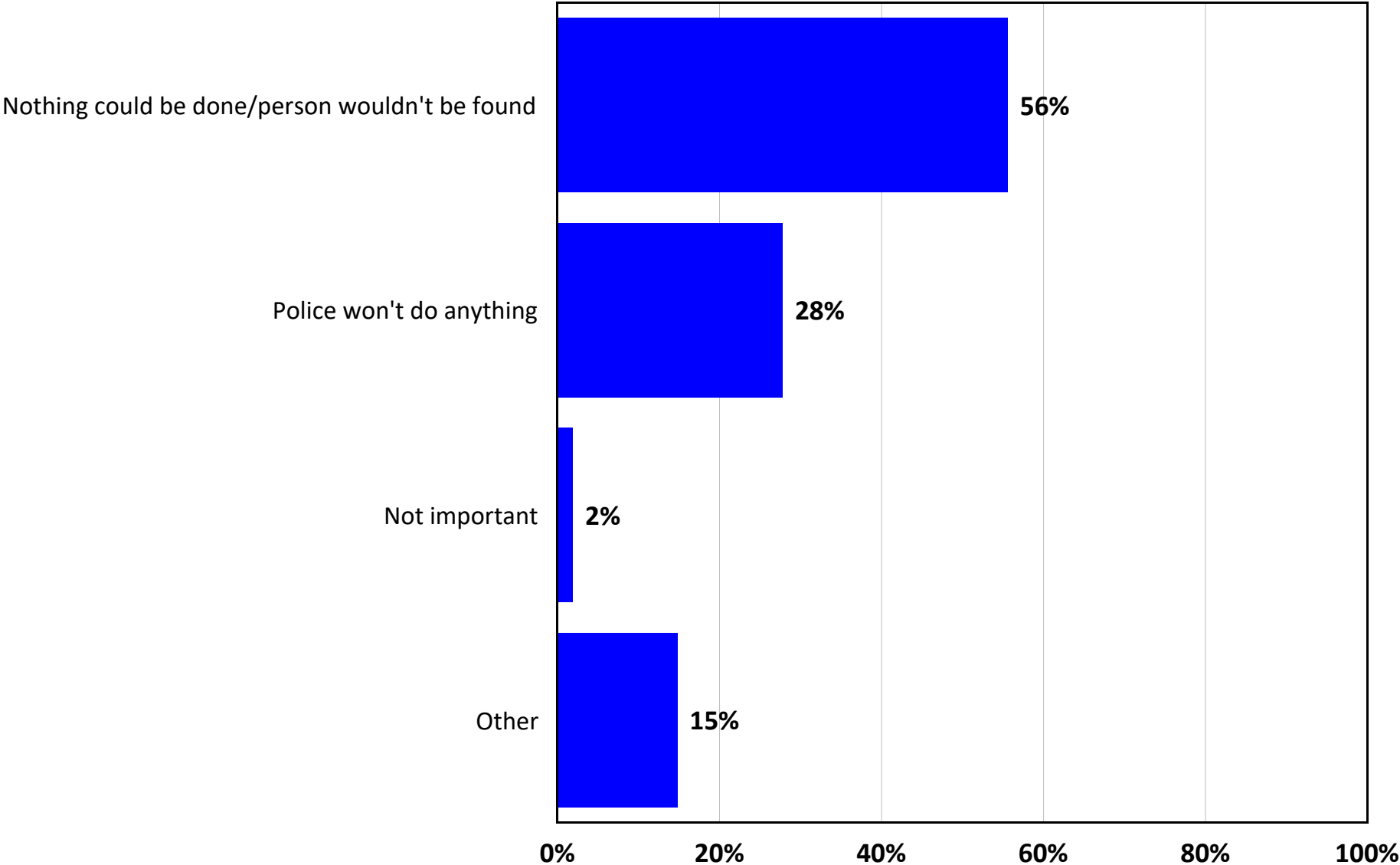
Q4.2a. If yes, were the police informed or did they find out about this incident in any way?

(excluding "Not Provided" responses)



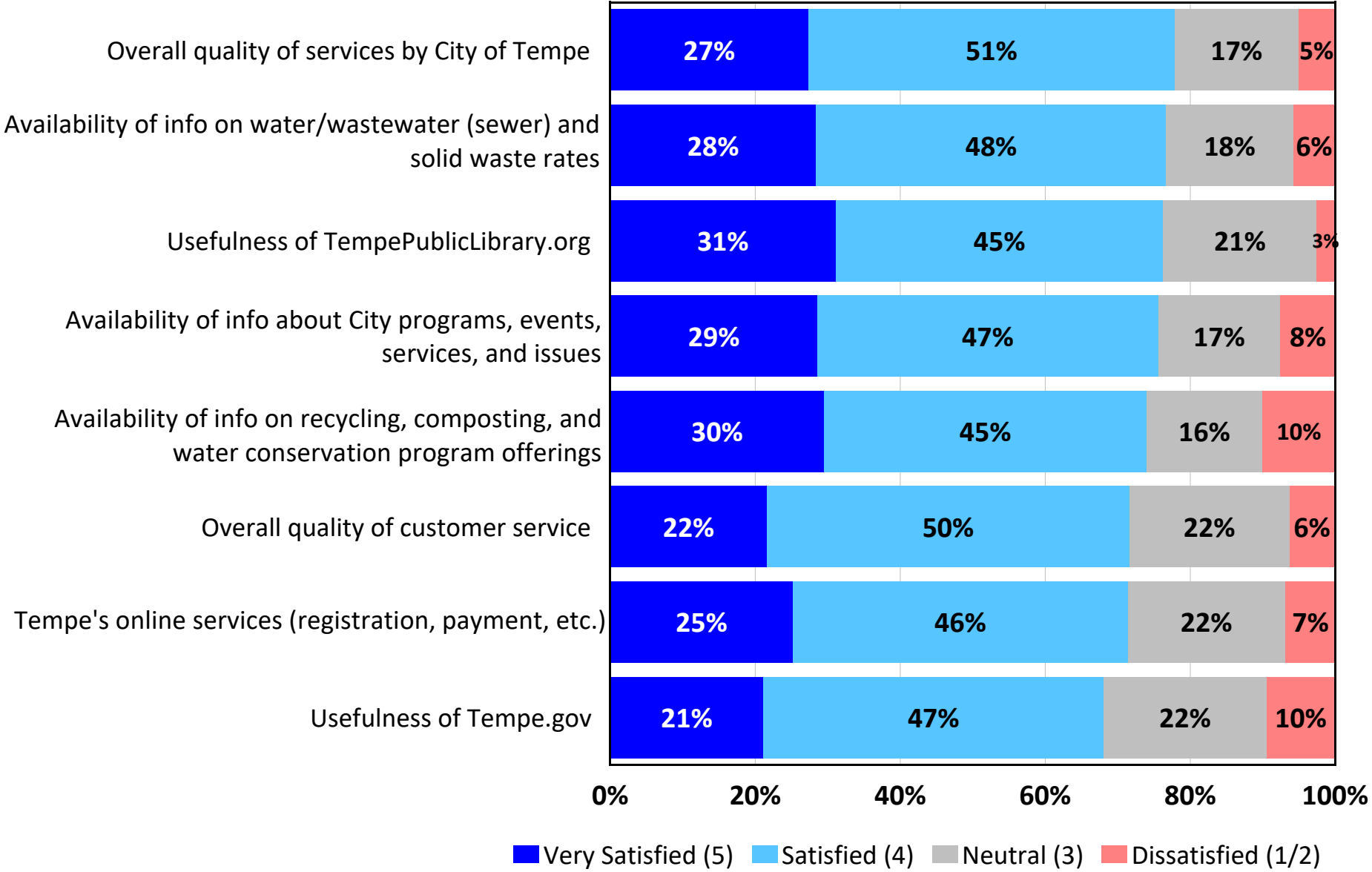
Q4a. What was the reason it was not reported to the police?

by percentage of respondents (excluding "Not Provided" responses - multiple selections could be made)



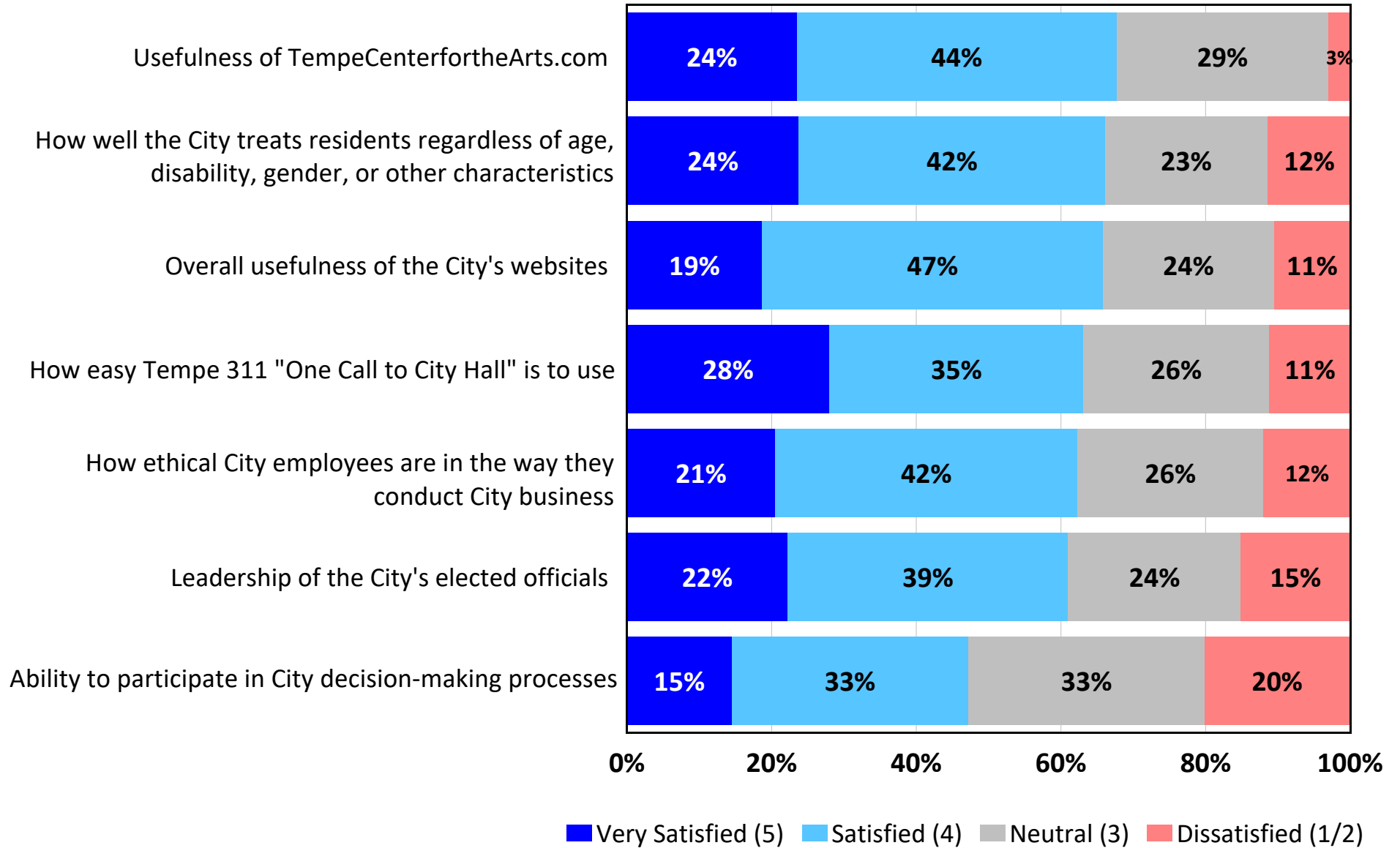
Q6. Satisfaction With Various Perceptions of the City (1/2)

by percentage of respondents (excluding "Don't Know" responses)



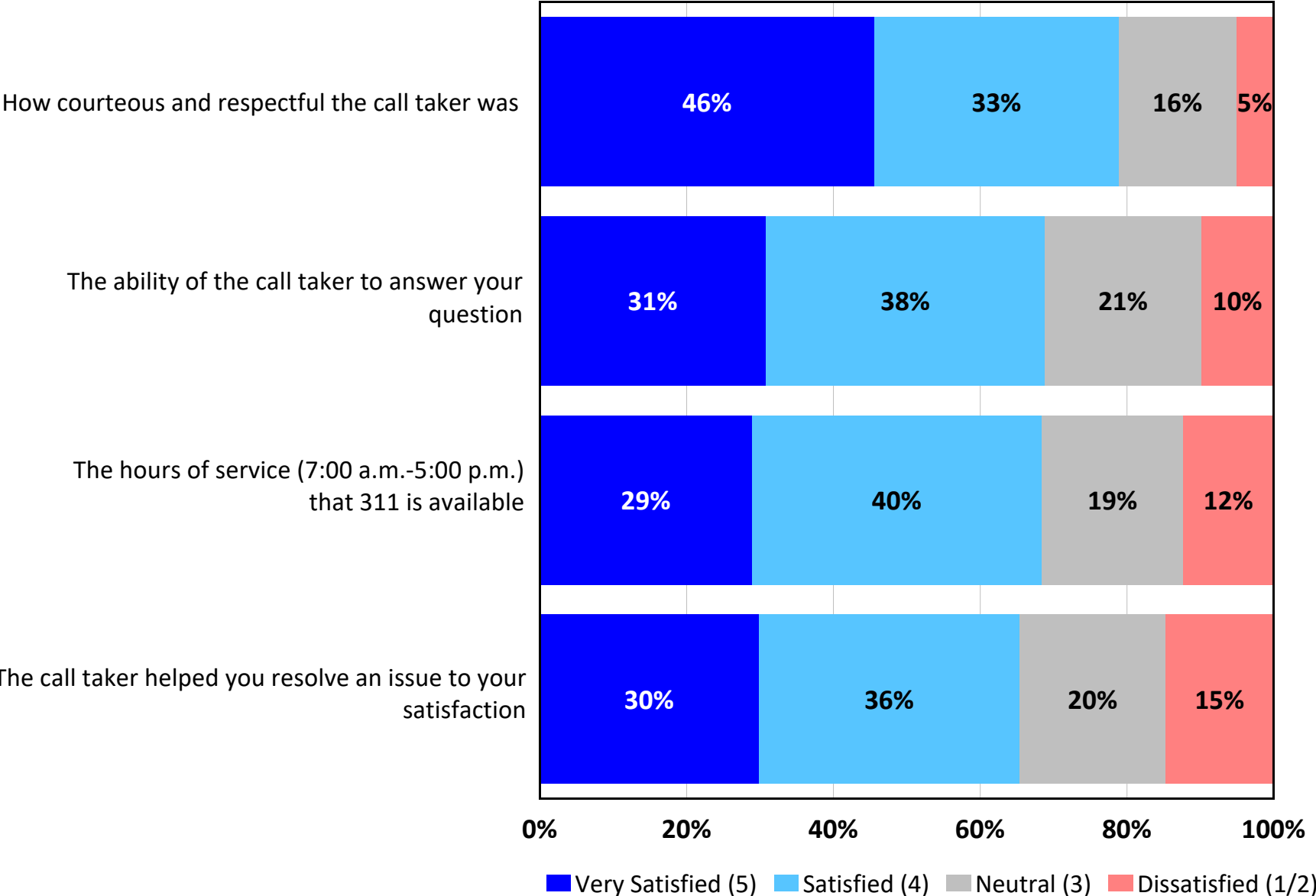
Q6. Satisfaction With Various Perceptions of the City (2/2)

by percentage of respondents (excluding "Don't Know" responses)



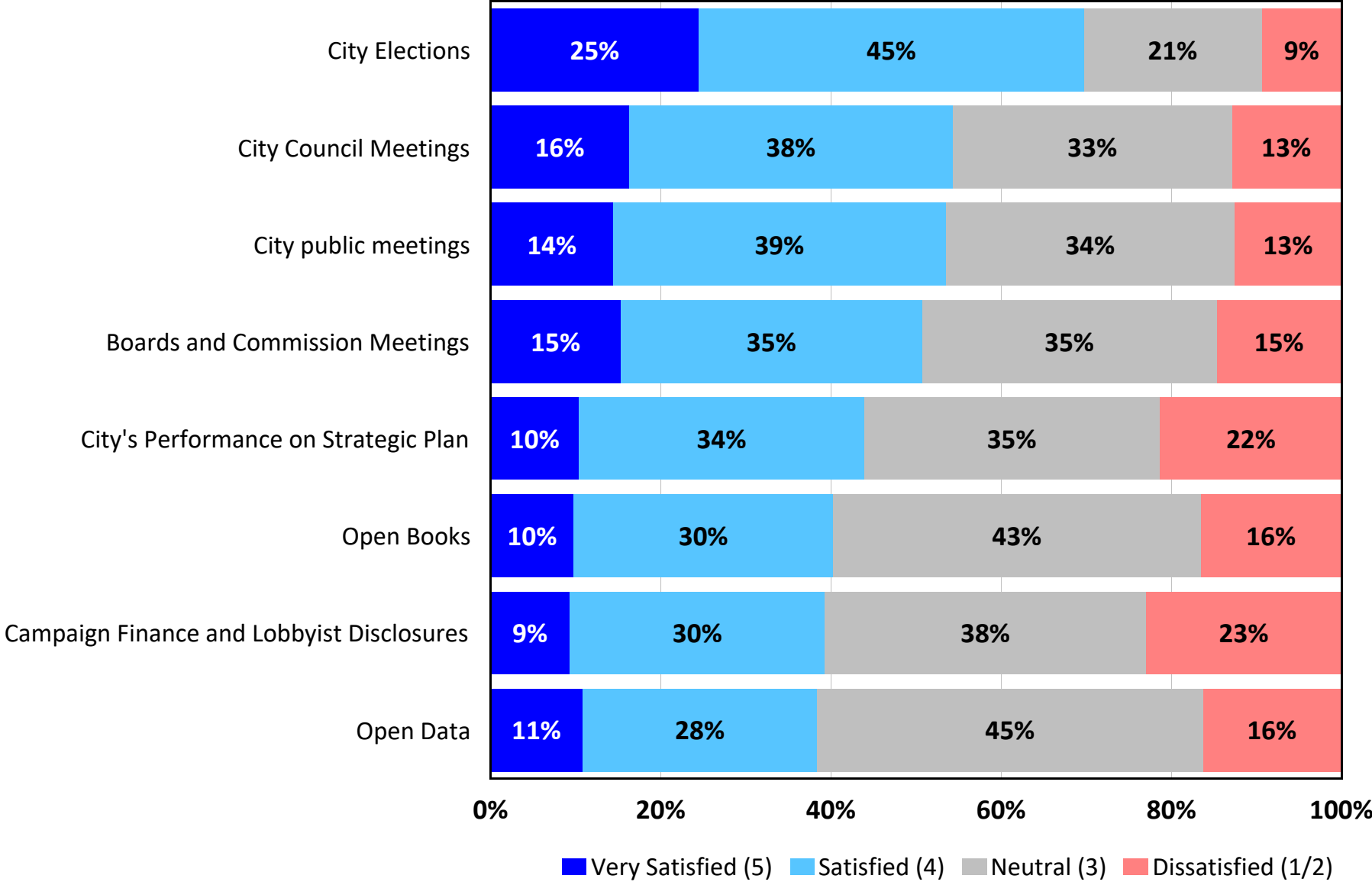
Q7. Satisfaction With Various Aspects of 3-1-1 Service

by percentage of respondents who have contacted 311 (excluding "Don't Know" responses)



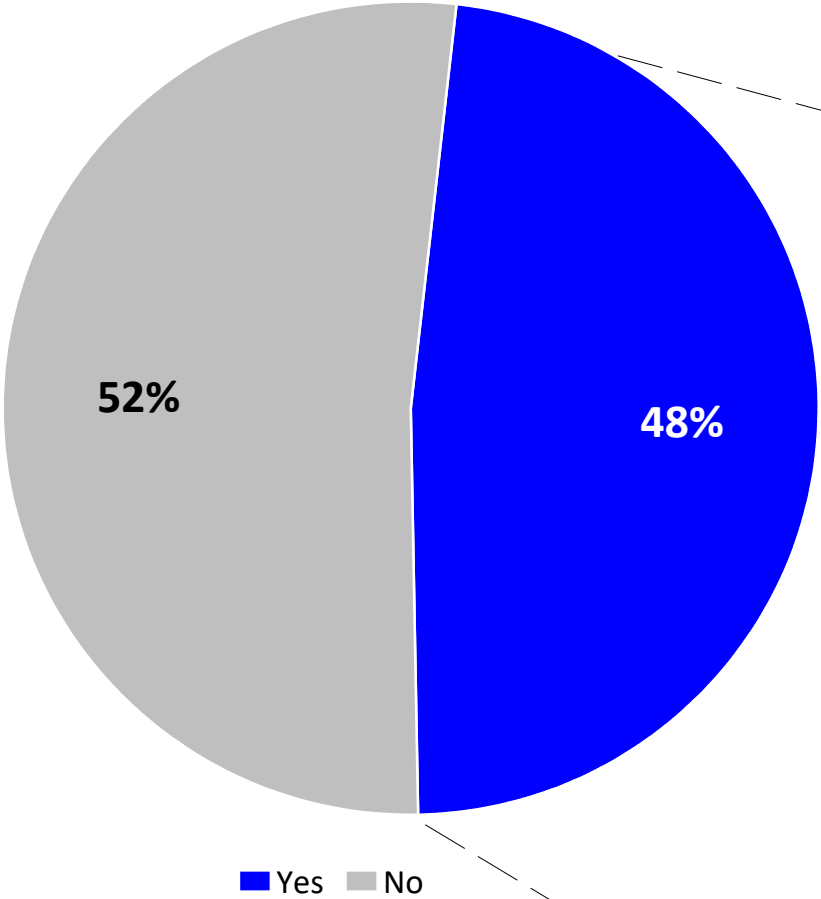
Q8. Satisfaction With the Ease of Access to the Following

by percentage of respondents (excluding "Don't Know" responses)



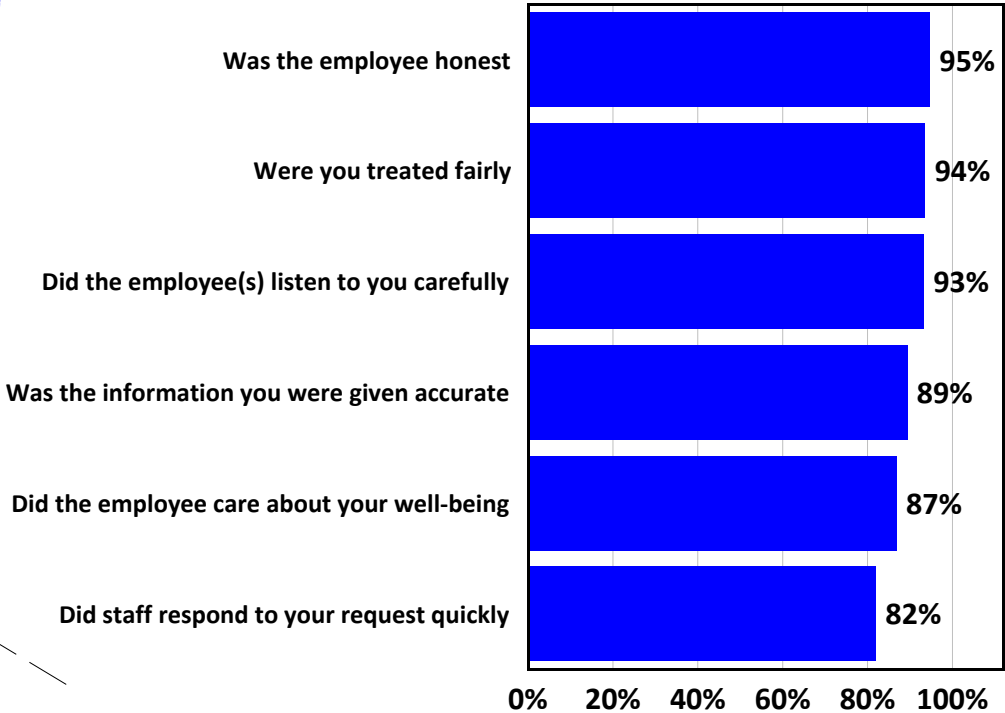
Q9. Have You Contacted the City of Tempe During the Past Year?

by percentage of respondents



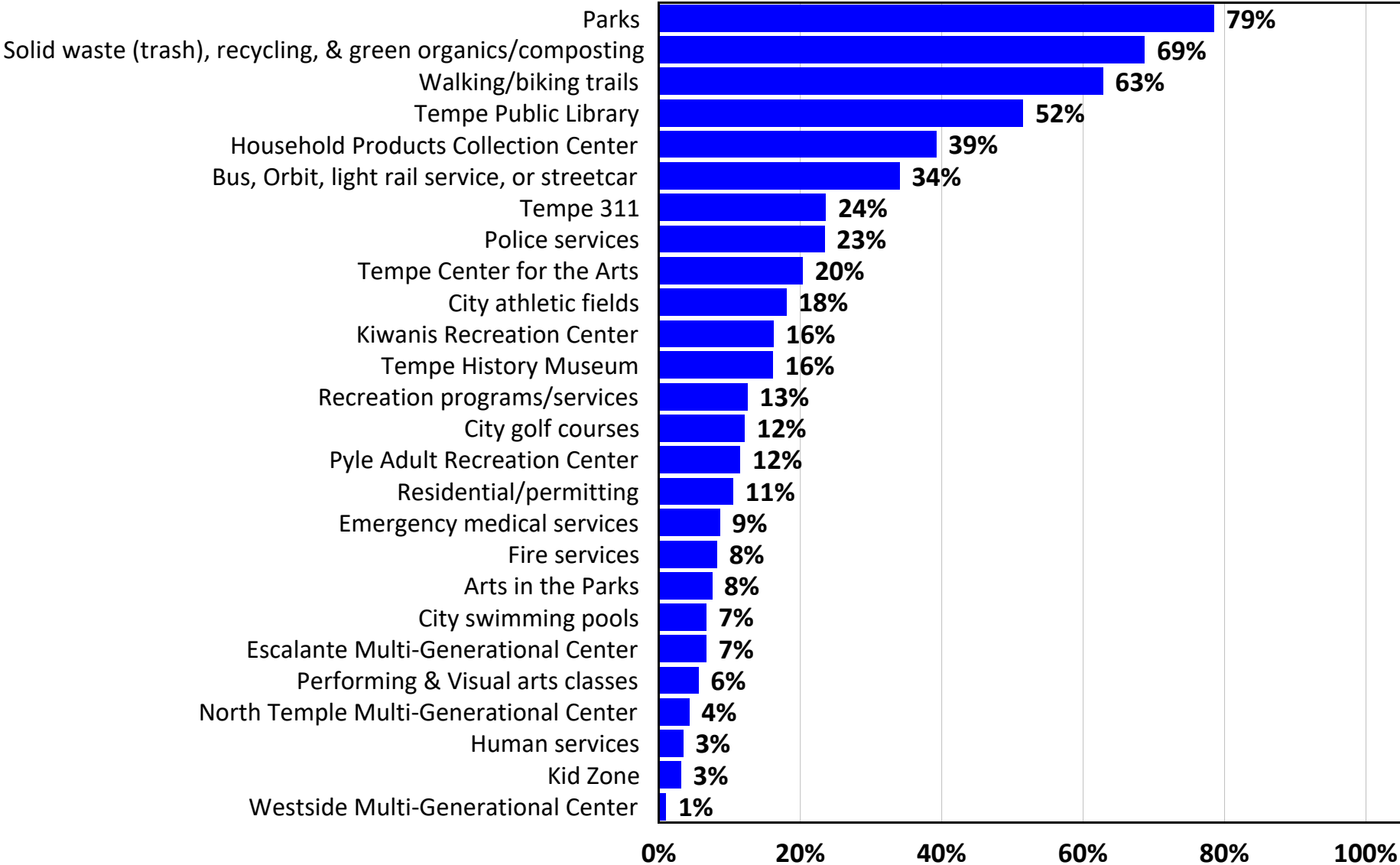
Q9a. If yes, please answer the following questions with regard to your overall experience

by percentage of respondents who answered "YES" (excluding "don't remember")



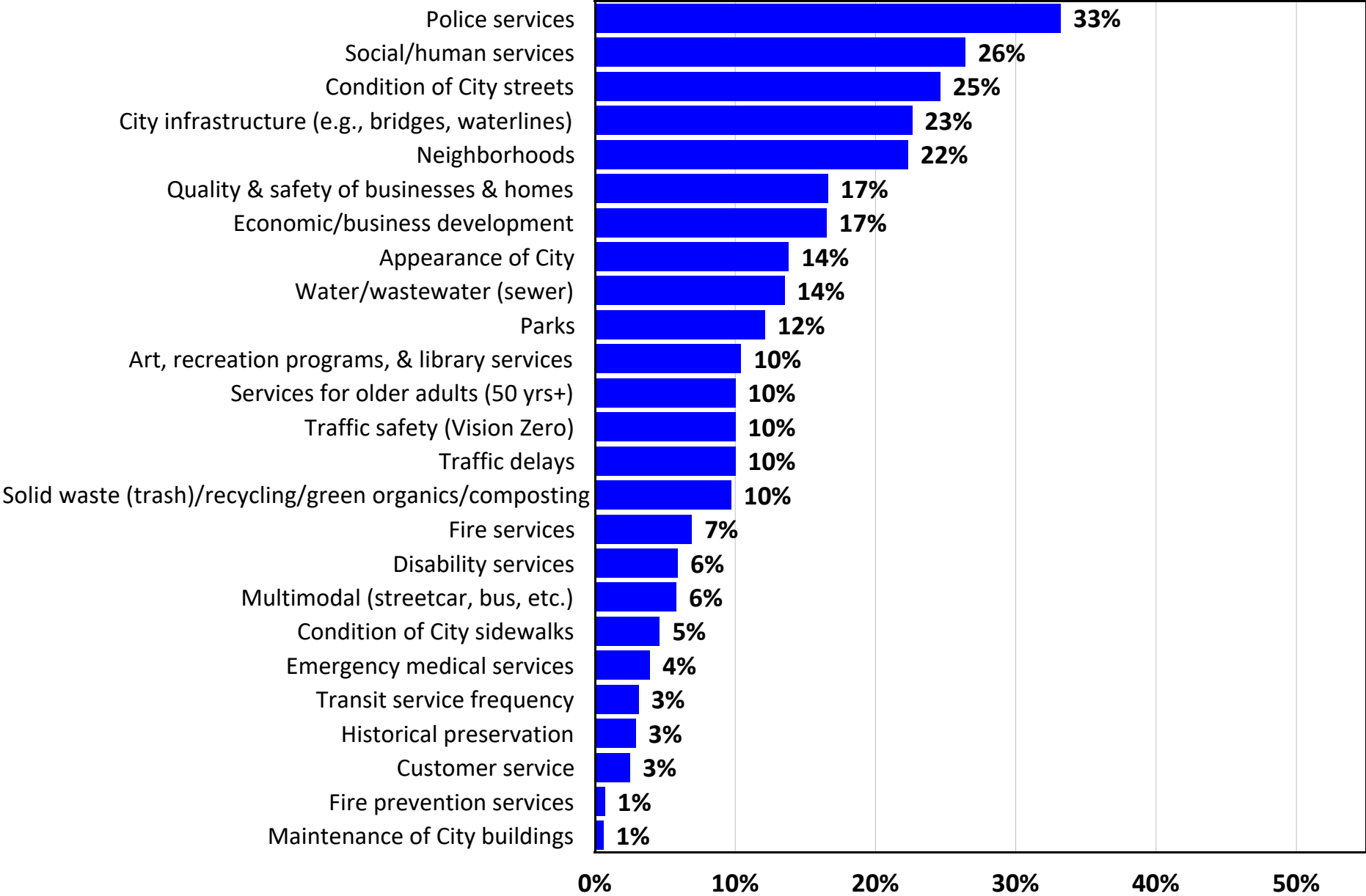
Q10. Use of City Services/Facilities by Respondents and Their Household Members During the Past 12 Months

by percentage of respondents (multiple selections could be made)



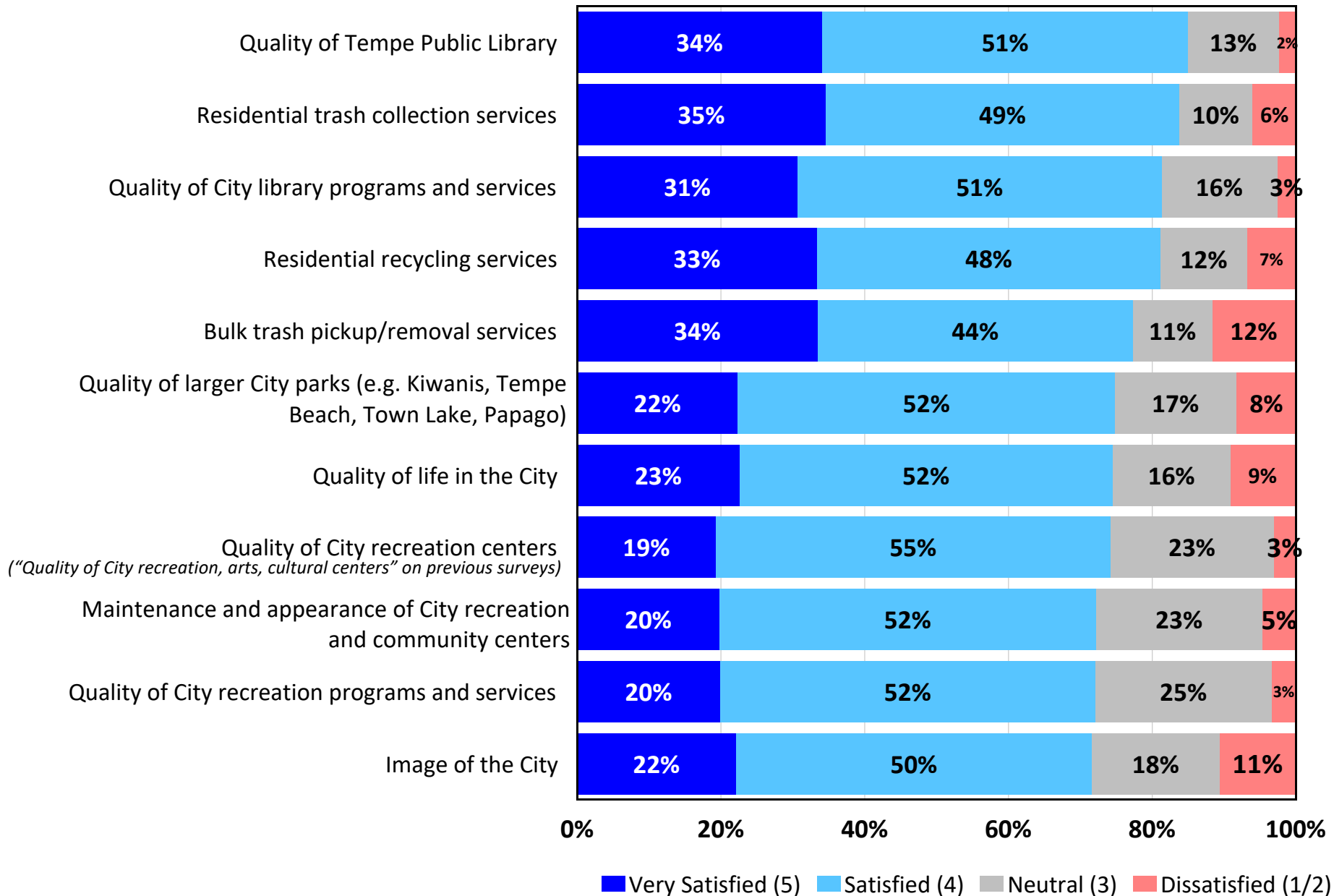
Q11. Top THREE Priorities for the City Over the Next Year

by percentage of respondents (up to three selections could be made)



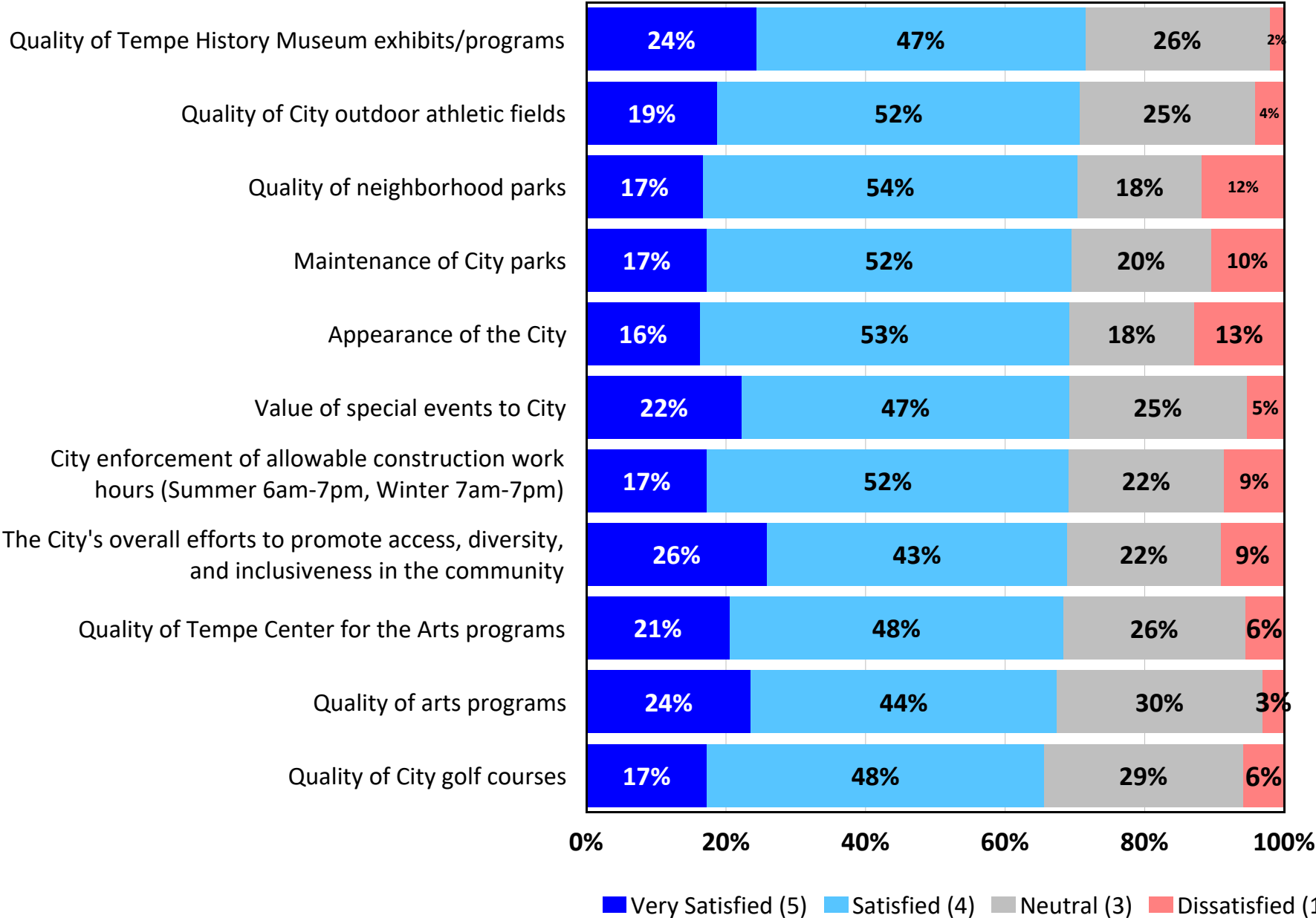
Q13. Satisfaction With Quality of Life and City Services (1/4)

by percentage of respondents (excluding "Don't Know" responses)



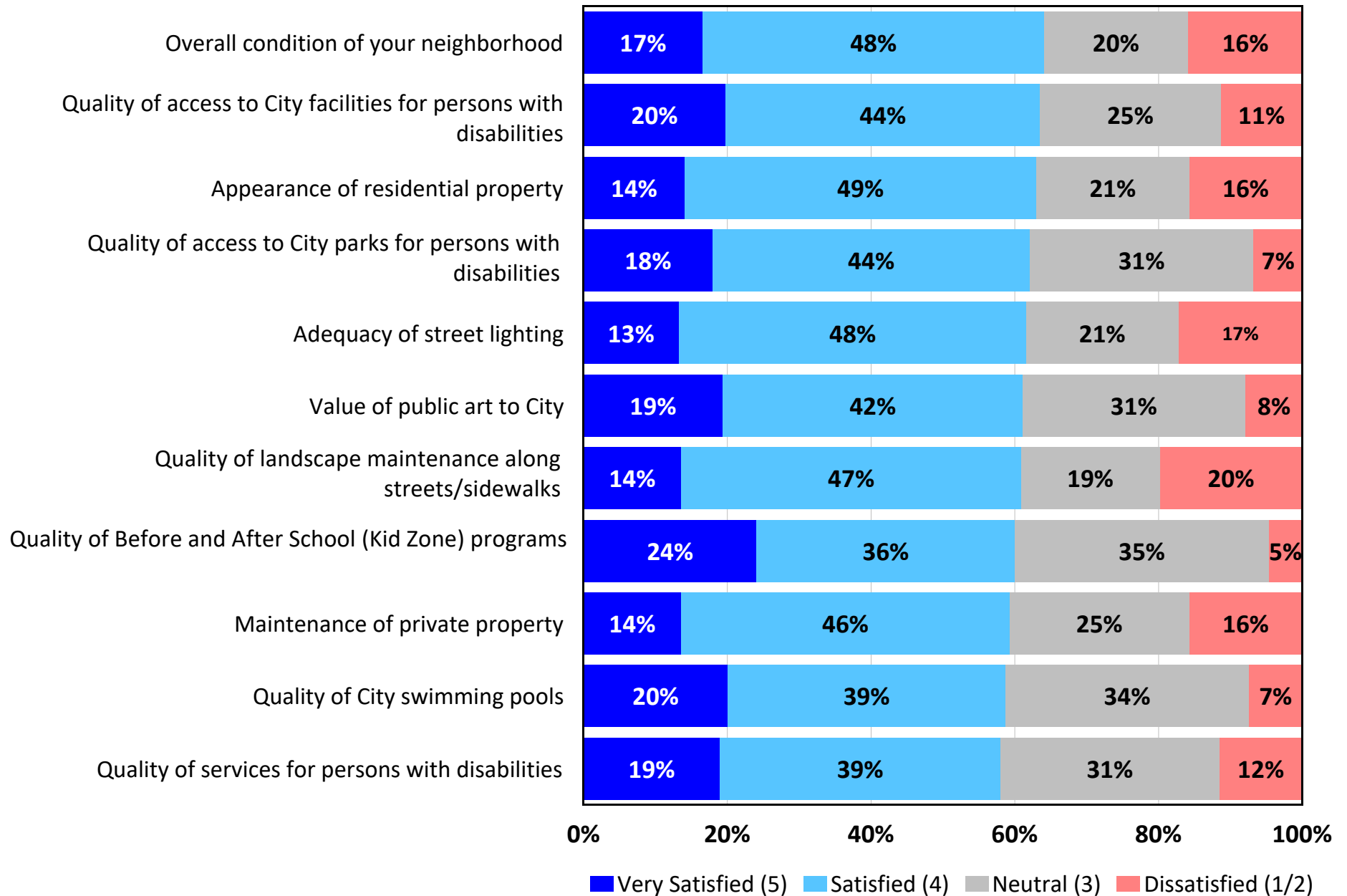
Q13. Satisfaction With Quality of Life and City Services (2/4)

by percentage of respondents (excluding "Don't Know" responses)



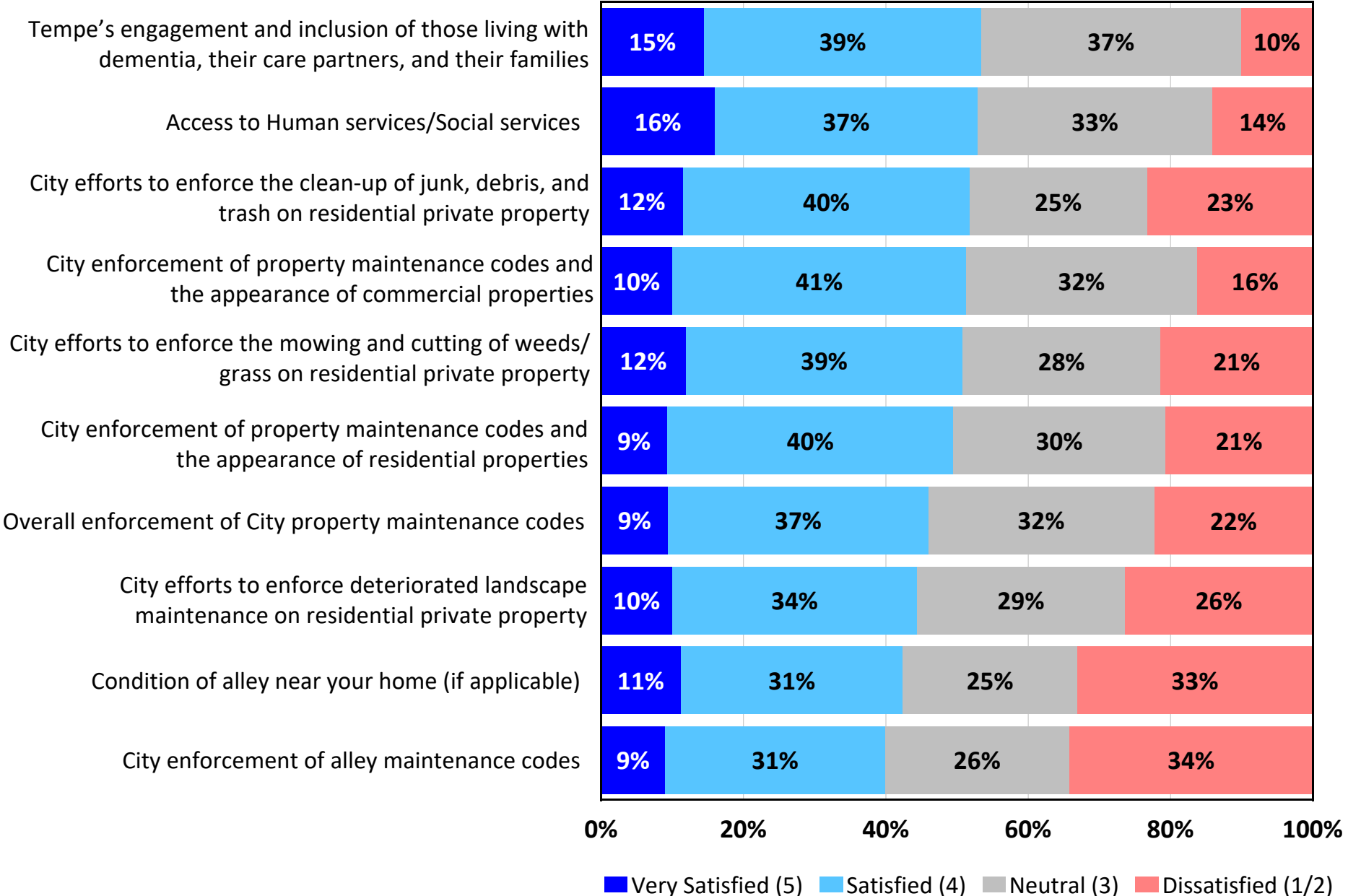
Q13. Satisfaction With Quality of Life and City Services (3/4)

by percentage of respondents (excluding "Don't Know" responses)



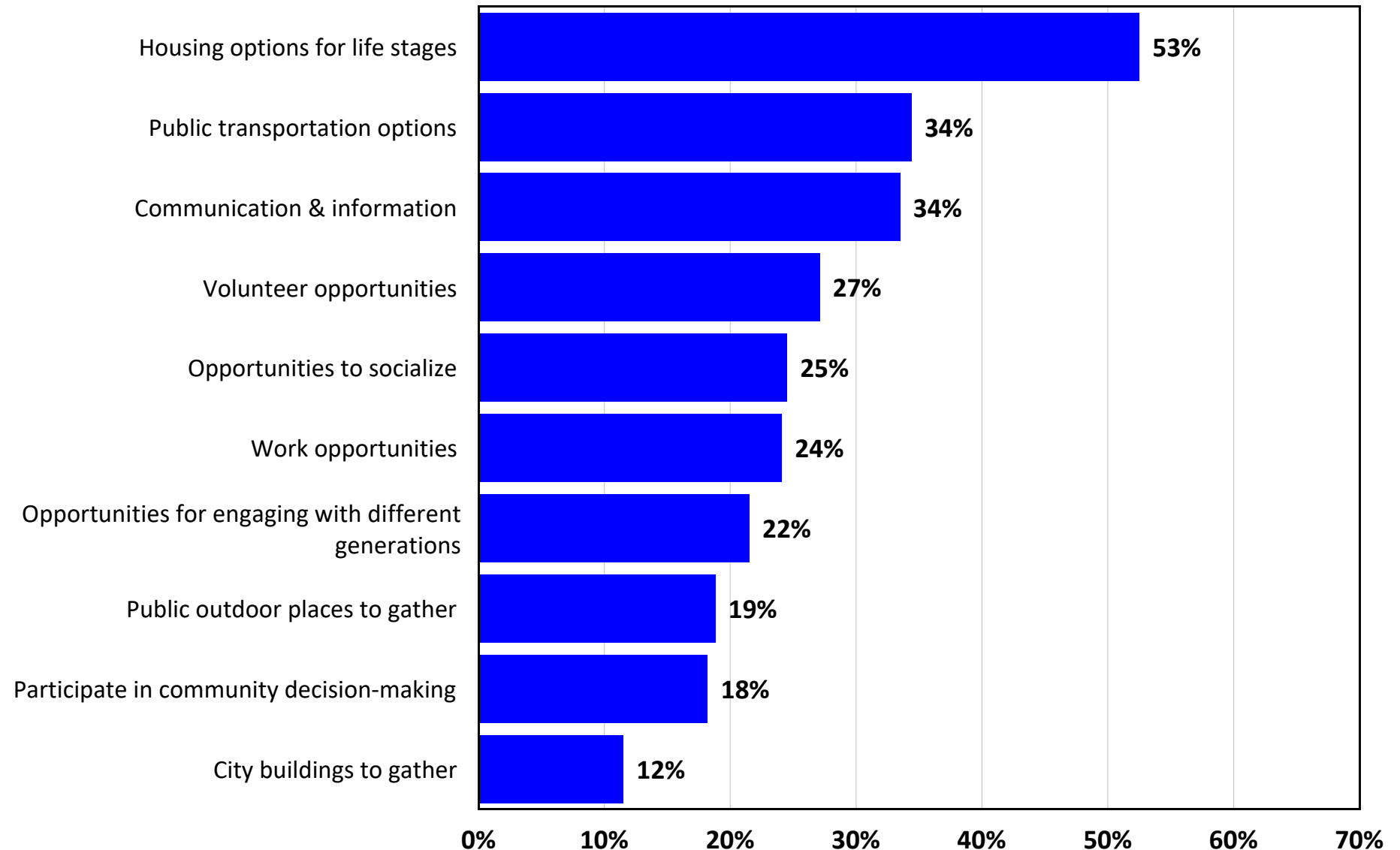
Q13. Satisfaction With Quality of Life and City Services (4/4)

by percentage of respondents (excluding "Don't Know" responses)



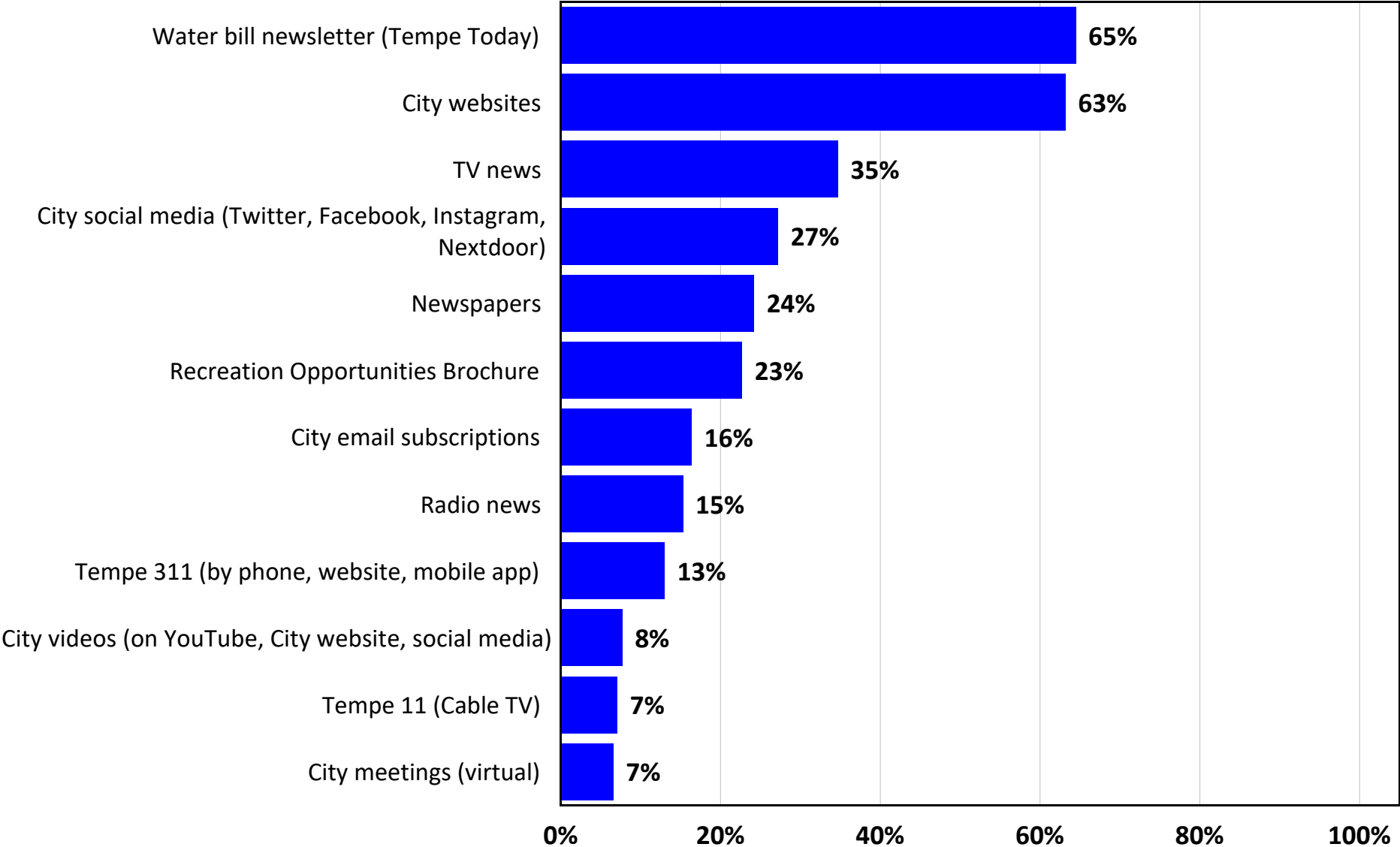
Q14. Top THREE Priorities for the City Over the Next Year to Support an Age-Friendly Community (50+ Years)

by percentage of respondents (up to three selections could be made)



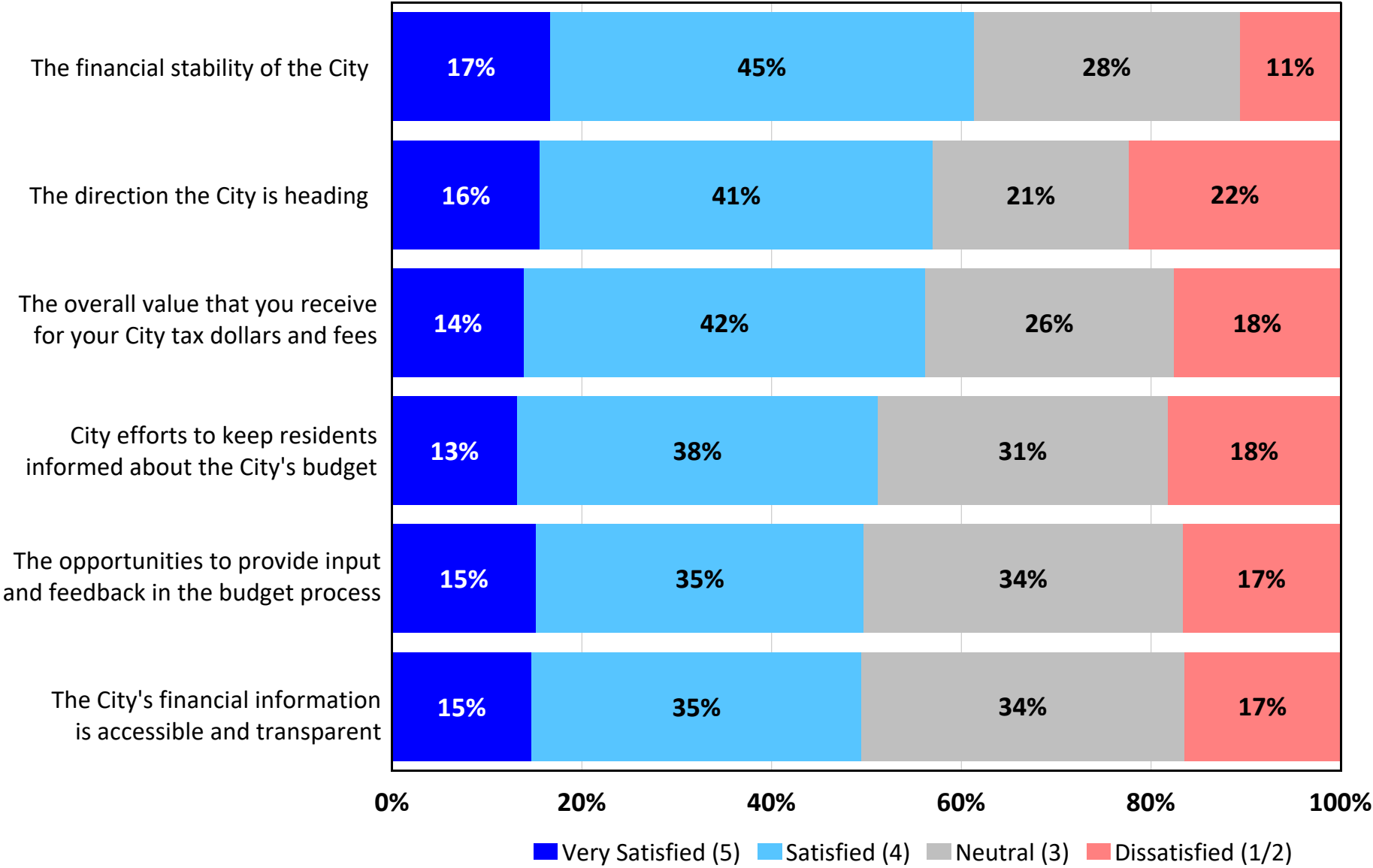
Q15. How Residents Get Information About the City of Tempe

by percentage of respondents (multiple selections could be made)



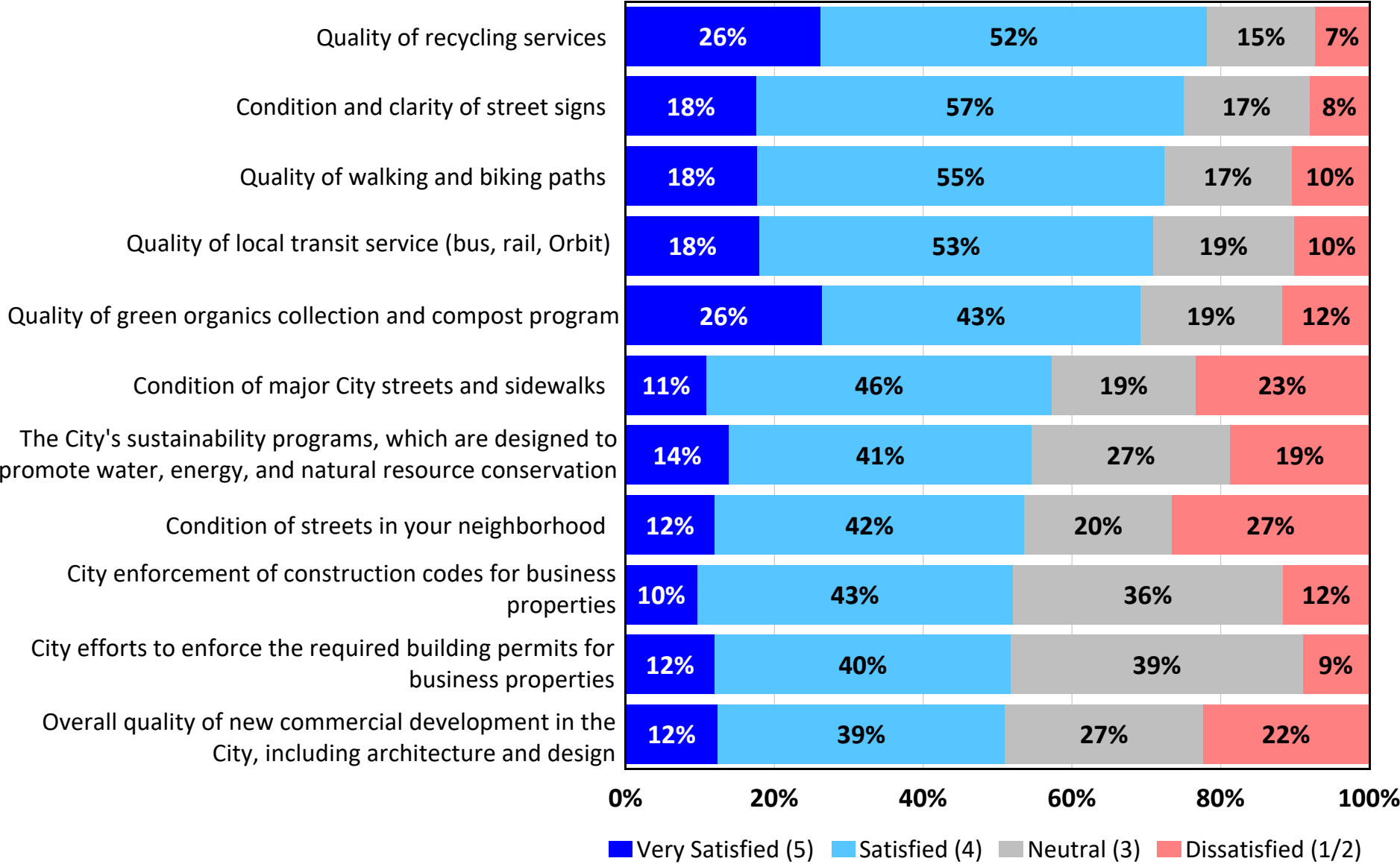
Q16. Satisfaction with Various Aspects of the City's Financial Stability and Vitality

by percentage of respondents (excluding "Don't Know" responses)



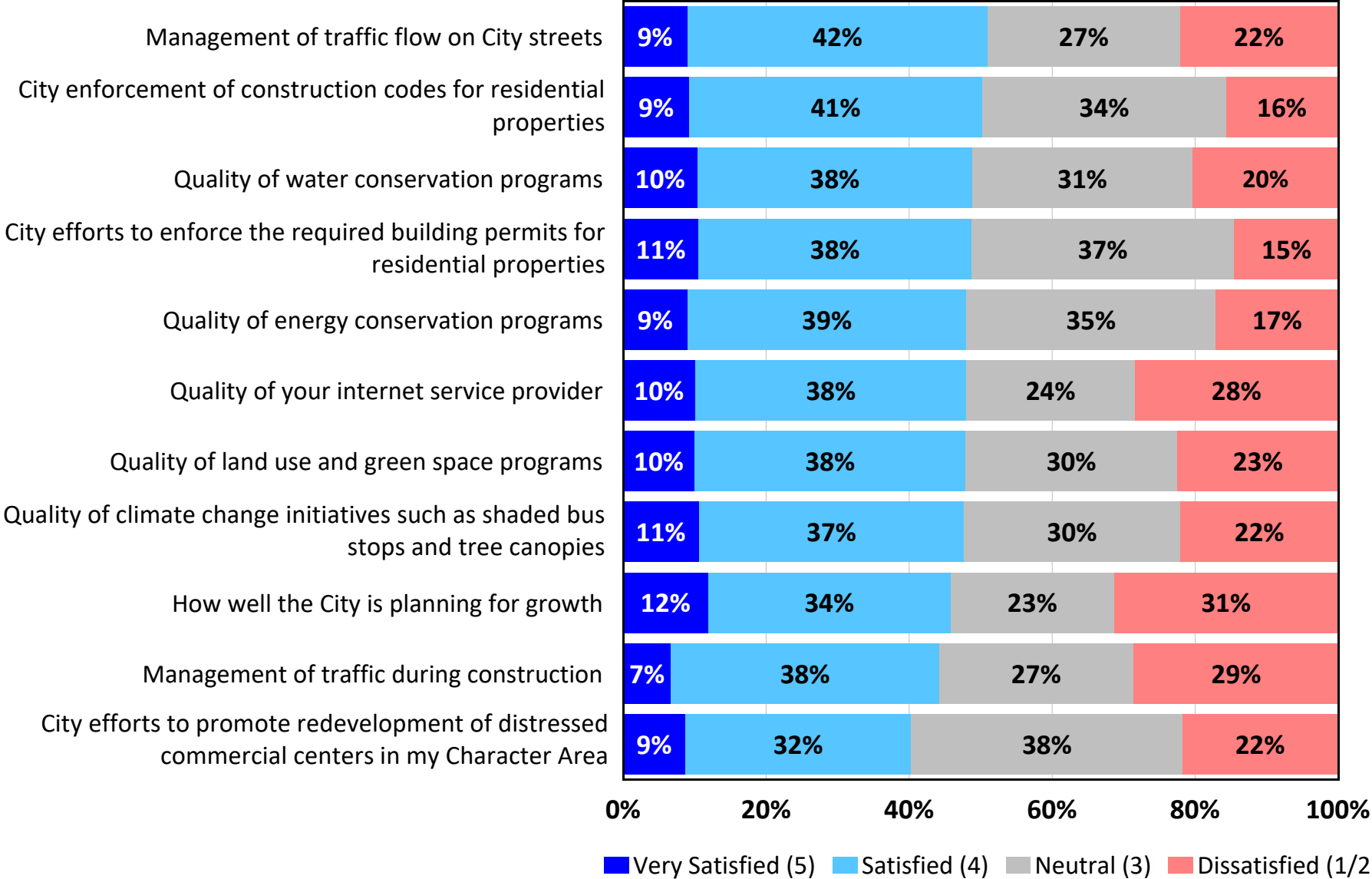
Q17. Satisfaction With Aspects of Sustainable Growth and Development (1/2)

by percentage of respondents (excluding "Don't Know" responses)



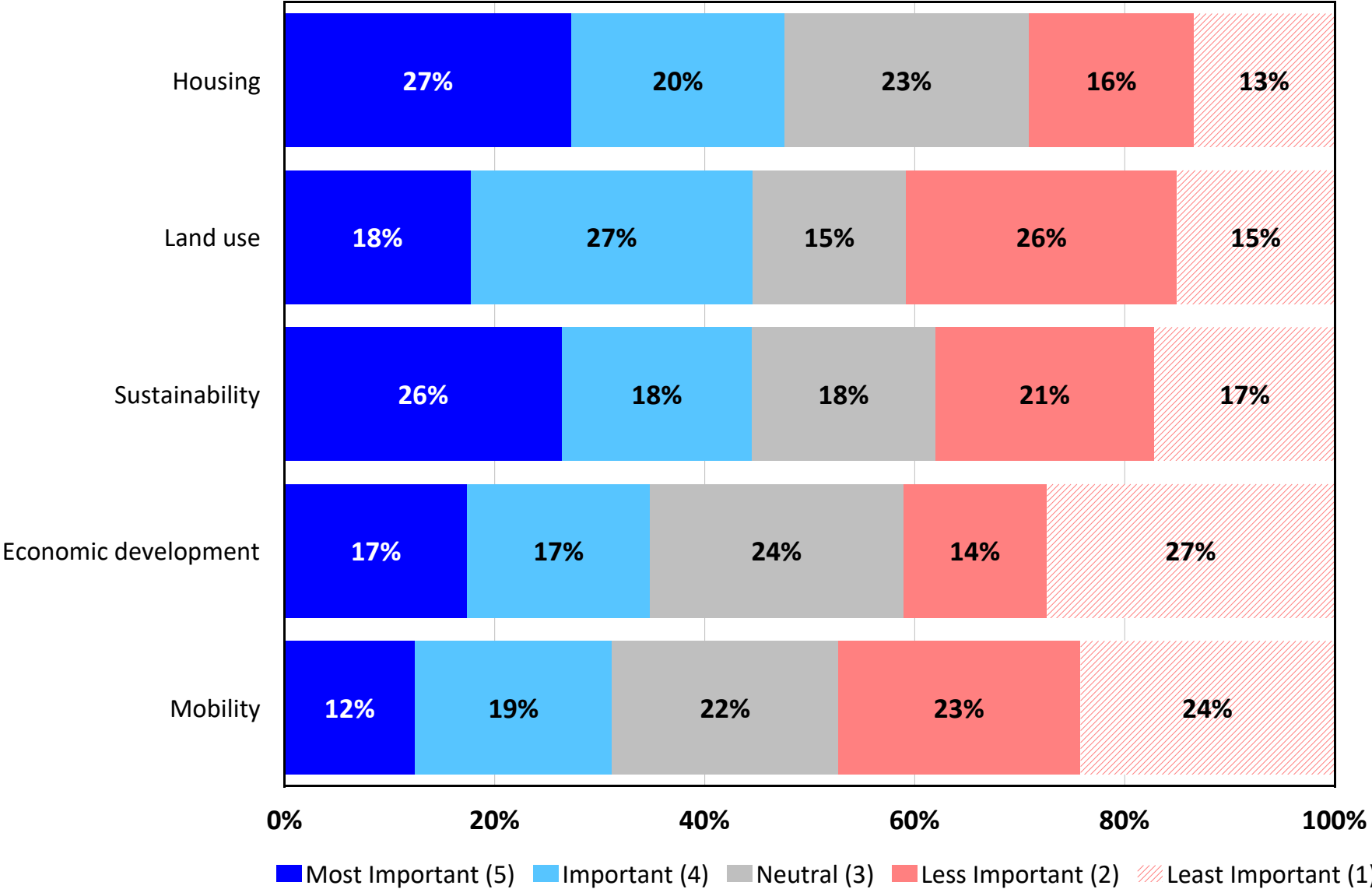
Q17. Satisfaction With Aspects of Sustainable Growth and Development (2/2)

by percentage of respondents (excluding "Don't Know" responses)



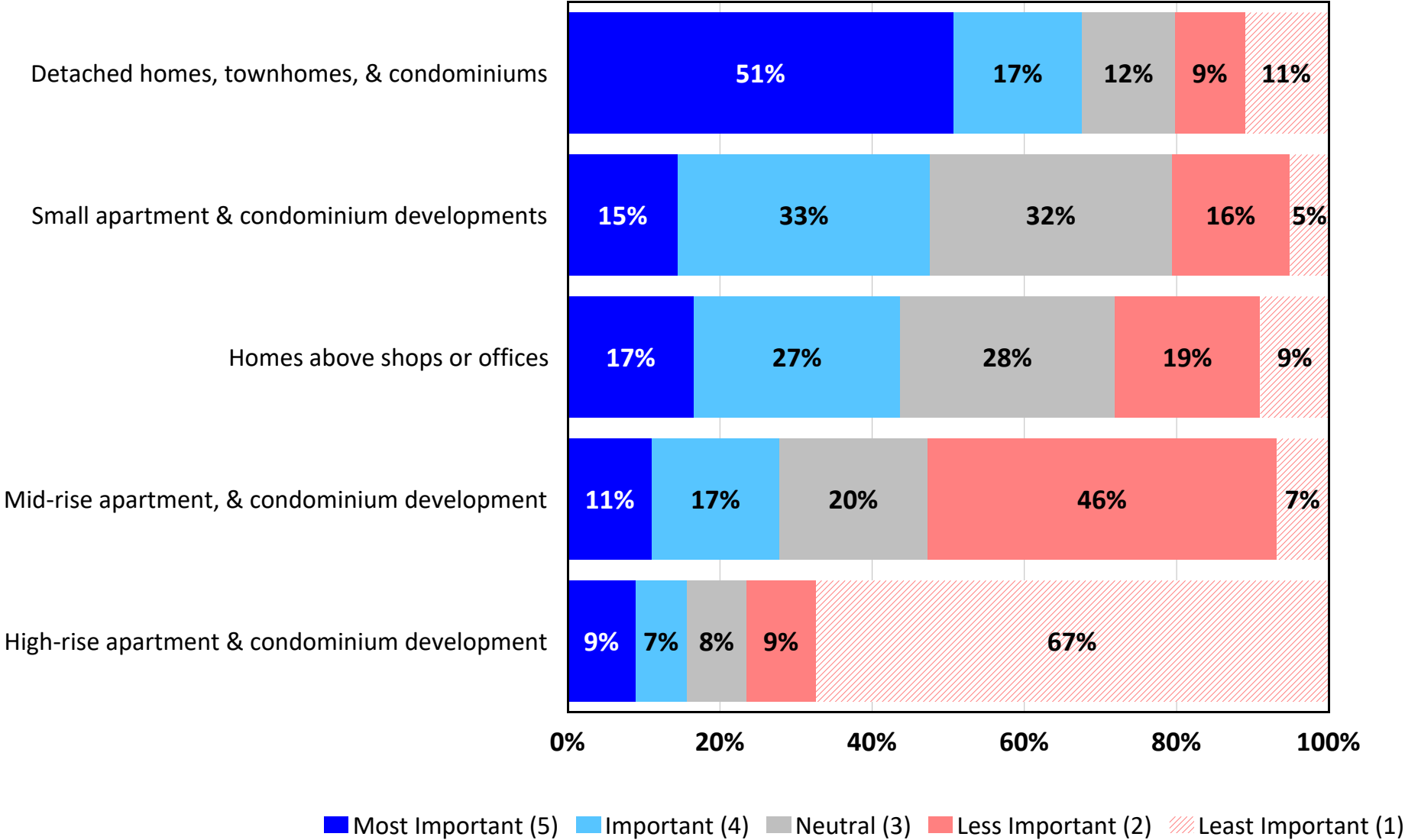
Q18. Importance of Issues Facing the Community

by percentage of respondents (excluding "Not Provided" responses)



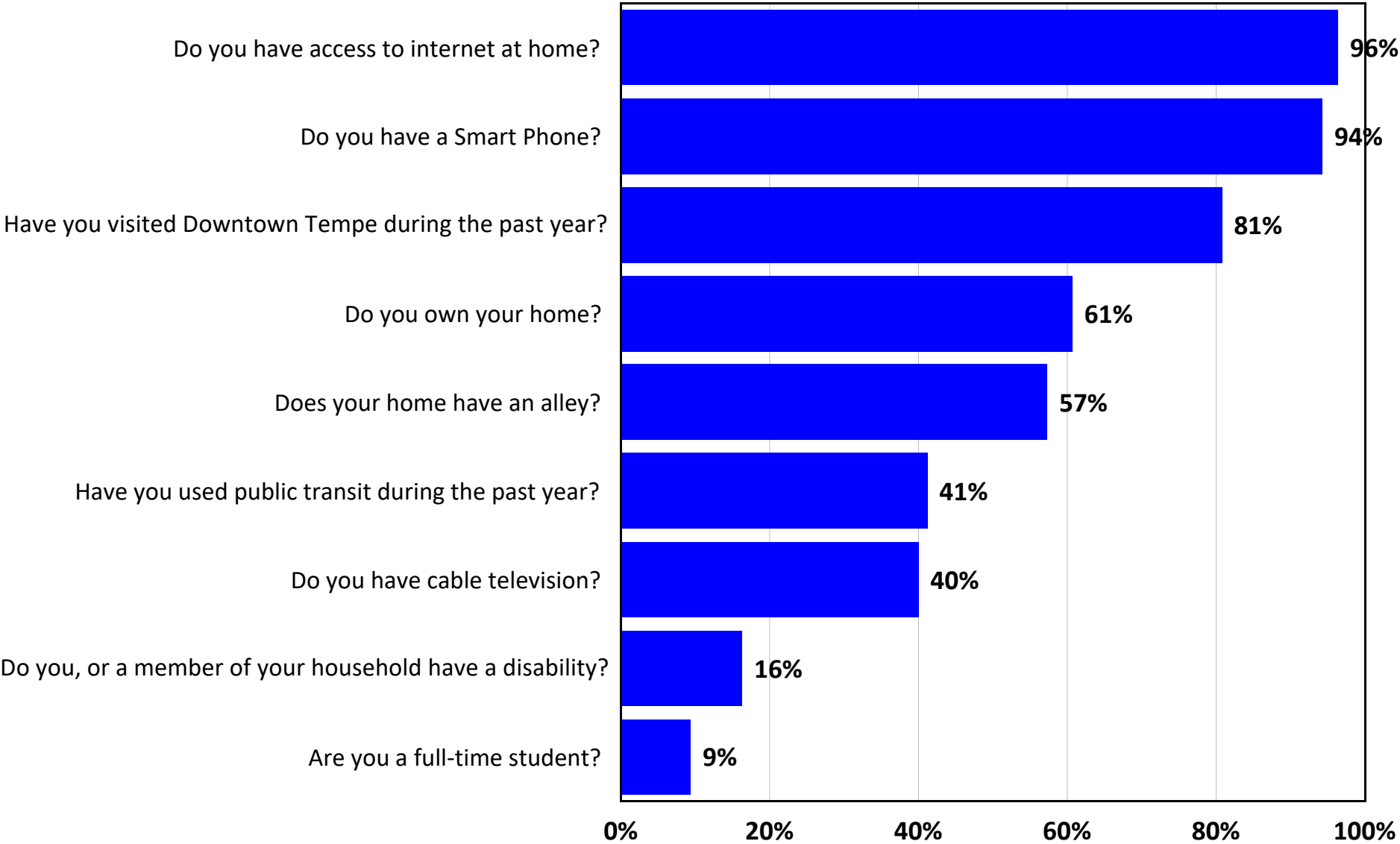
Q19. Importance of the Types of New Housing Tempe Should Encourage Over the Next 30 Years

by percentage of respondents (excluding "Not Provided" responses)



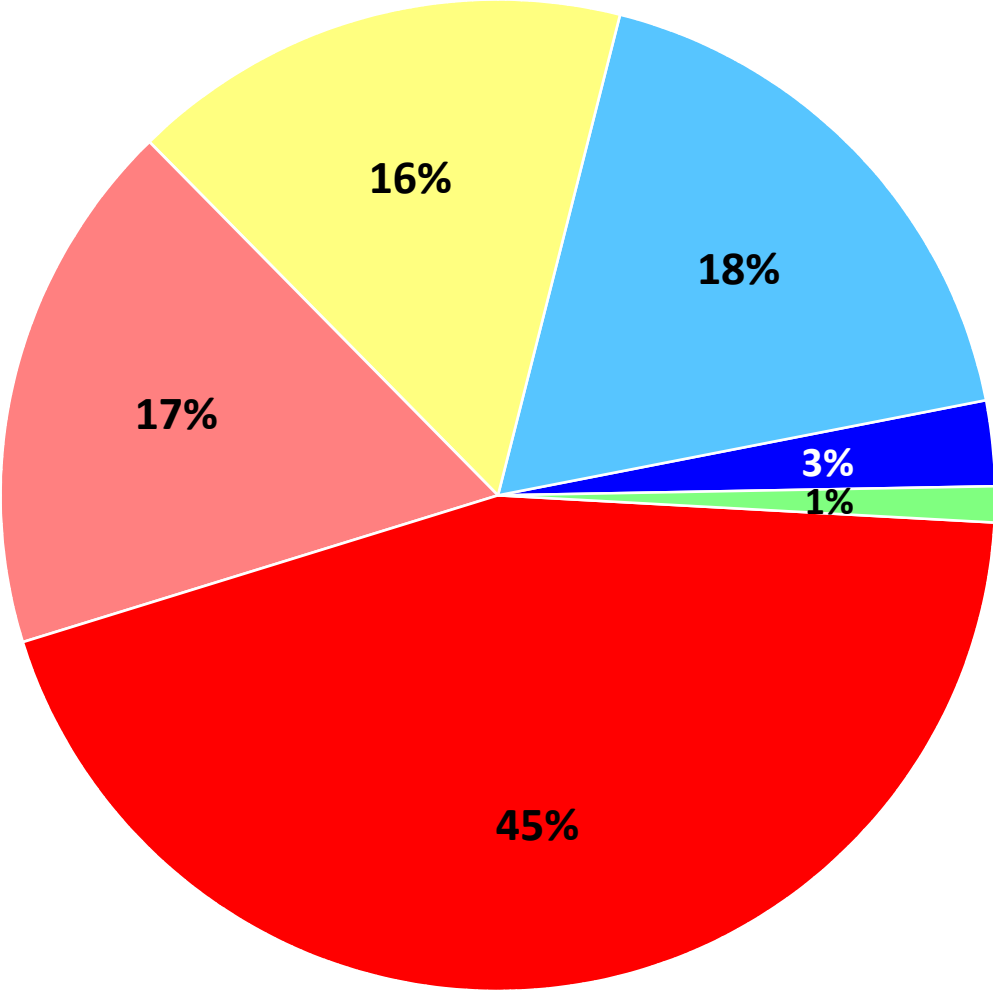
Q22. Please answer each of the following:

by percentage of respondents who answered "yes" (excluding "Not Provided" responses)



Q23. Demographics: Approximately how many years have you lived in Tempe?

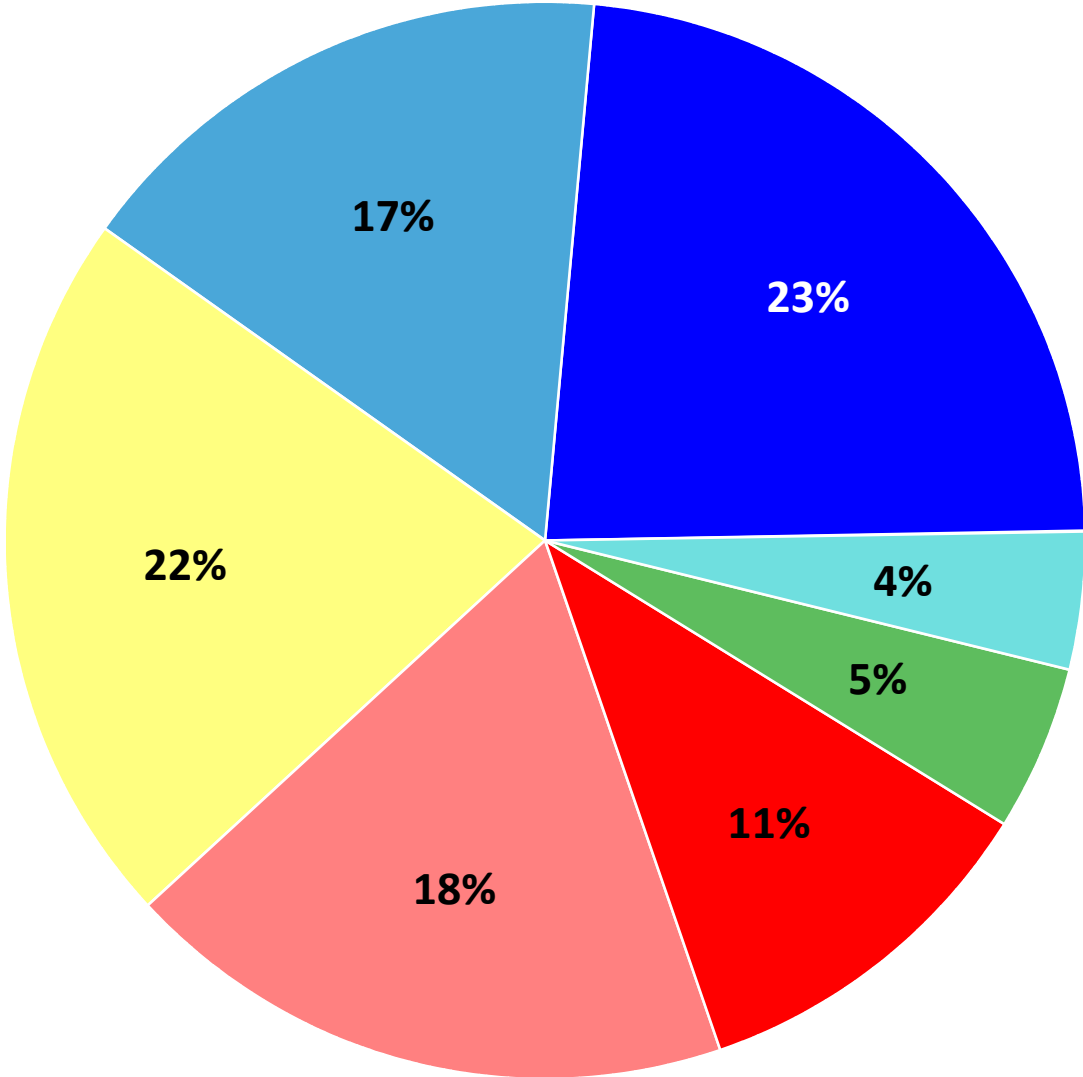
by percentage of respondents



■ Less than 6 months ■ 6 months-5 years ■ 6-10 years
■ 11-20 years ■ 20+ years ■ Not provided

Q24. Demographics: What is your age?

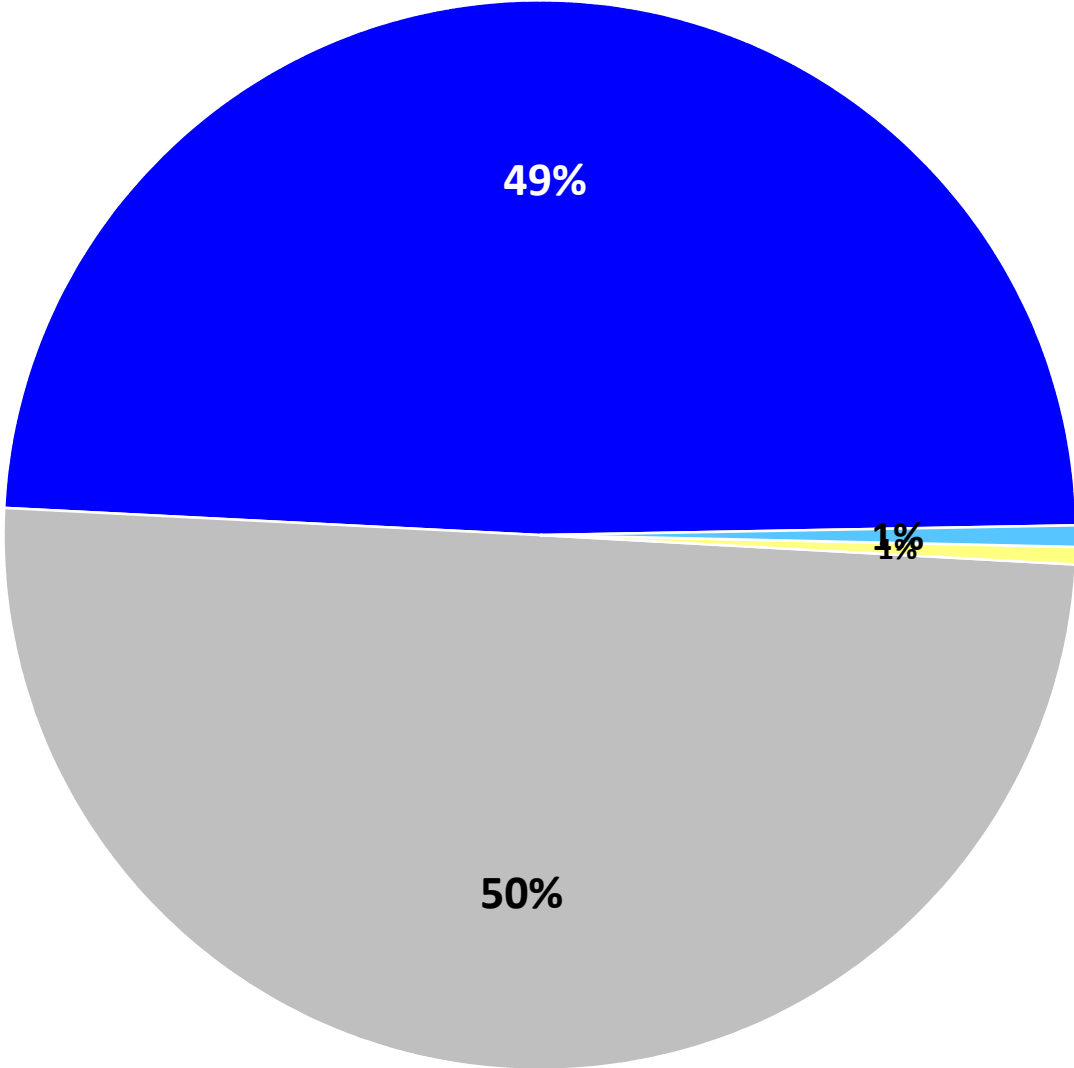
by percentage of respondents



■ 18-34 ■ 35-44 ■ 45-54 ■ 55-64 ■ 65-74 ■ 75+ ■ Not provided

Q25. Demographics: What gender do you identify with?

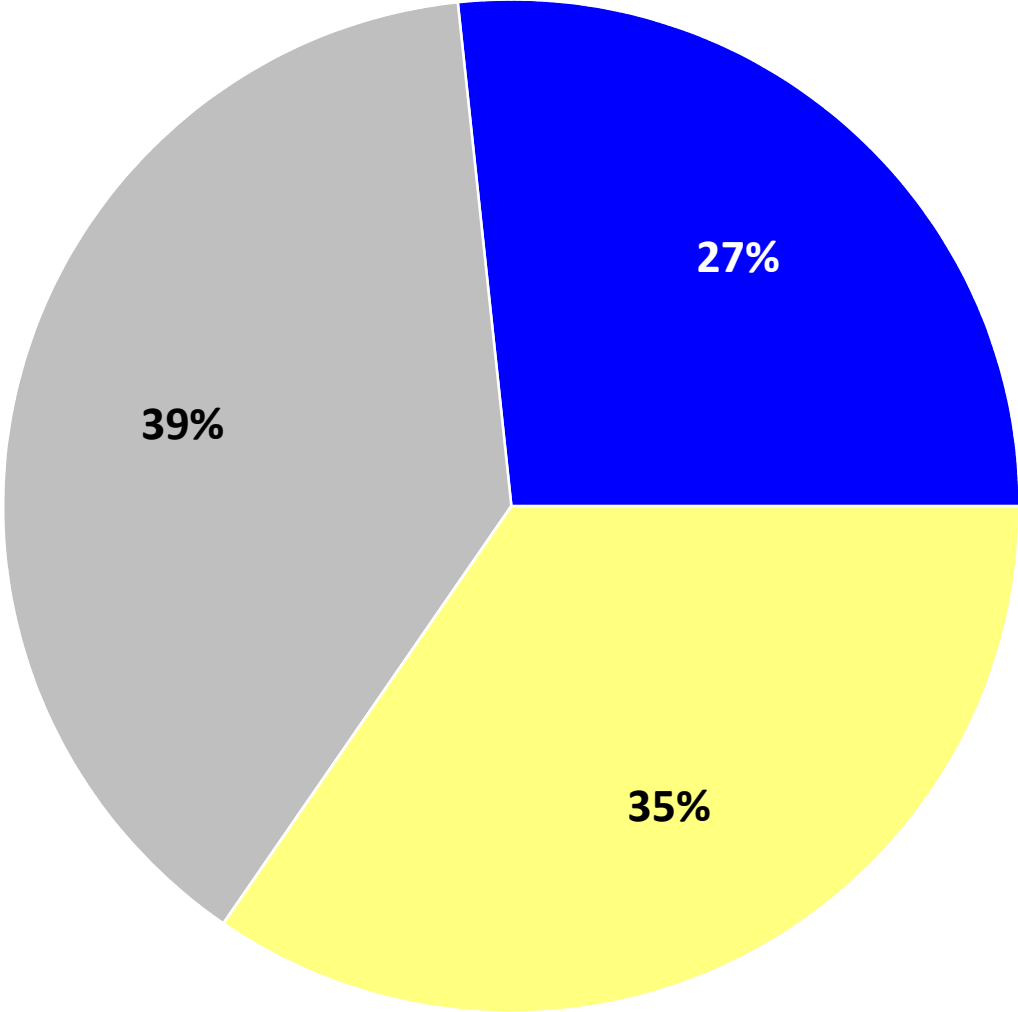
by percentage of respondents



Male Female Non-conforming Prefer not to answer

Q26. Demographics: How many children in each of the following age groups live in Tempe with you?

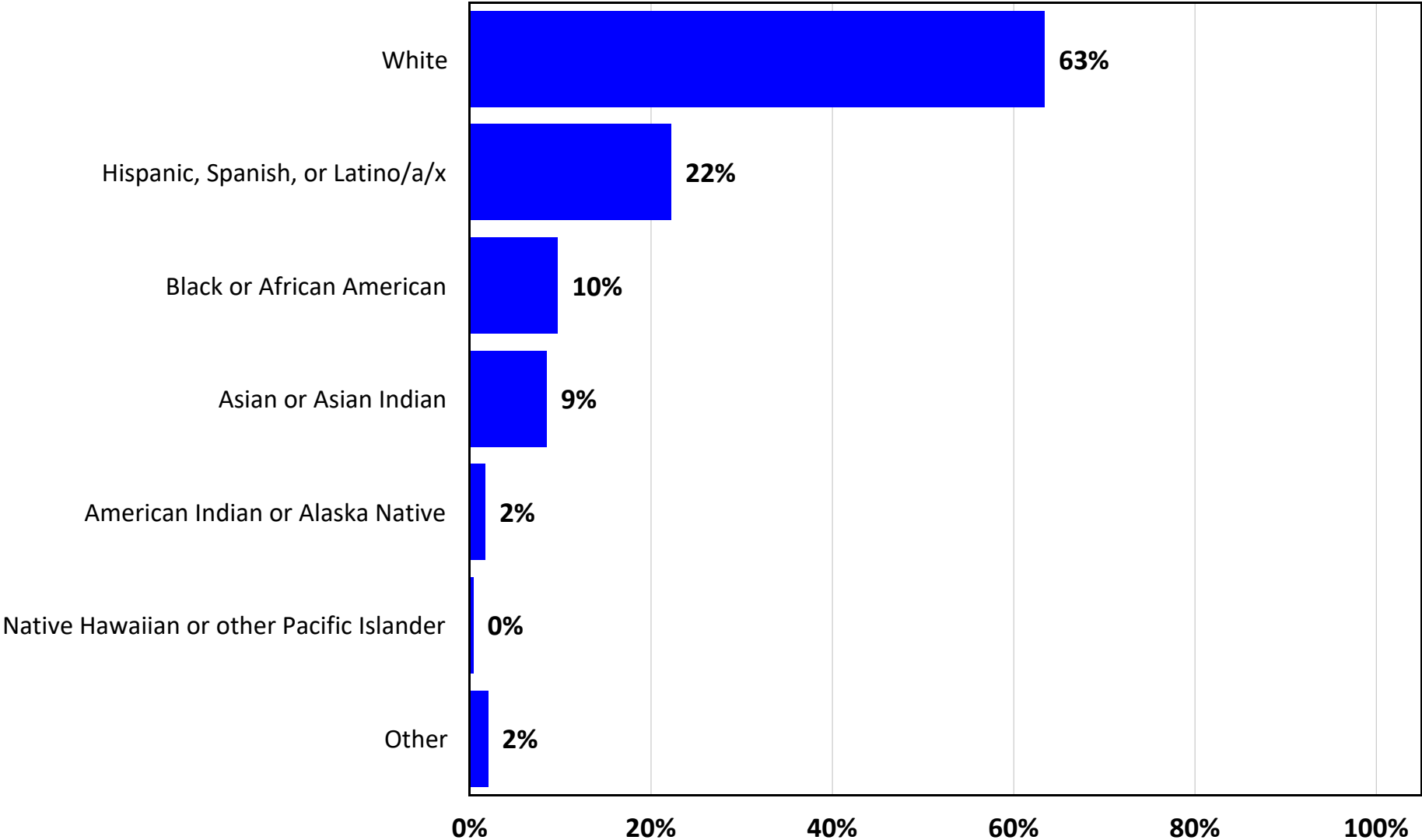
by percentage of children in the home



■ Ages 0-5 ■ Ages 6-13 ■ Ages 14-17

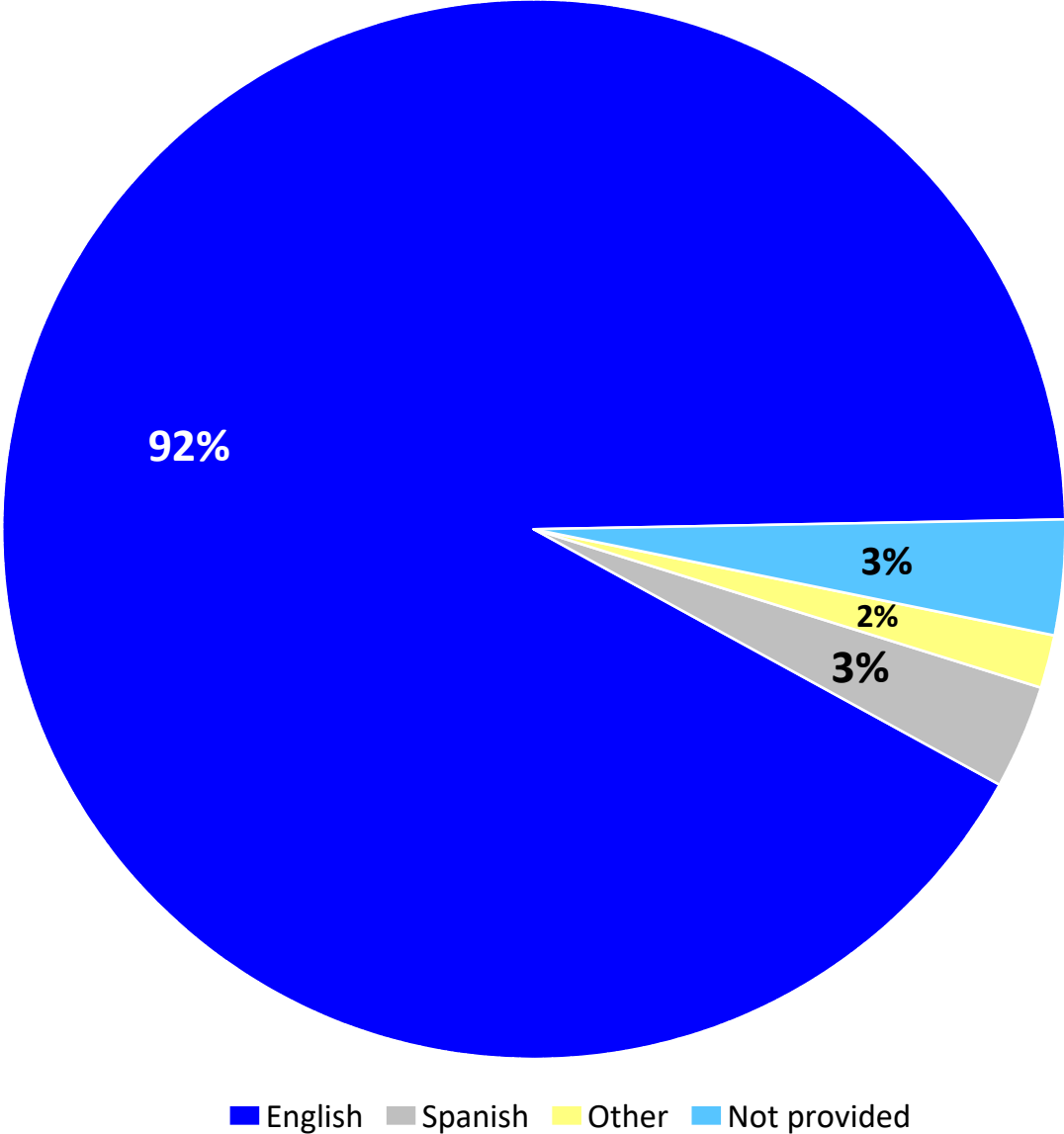
Q27. Demographics: Which of the following best describes your race/ethnicity?

by percentage of respondents (multiple selections could be made)



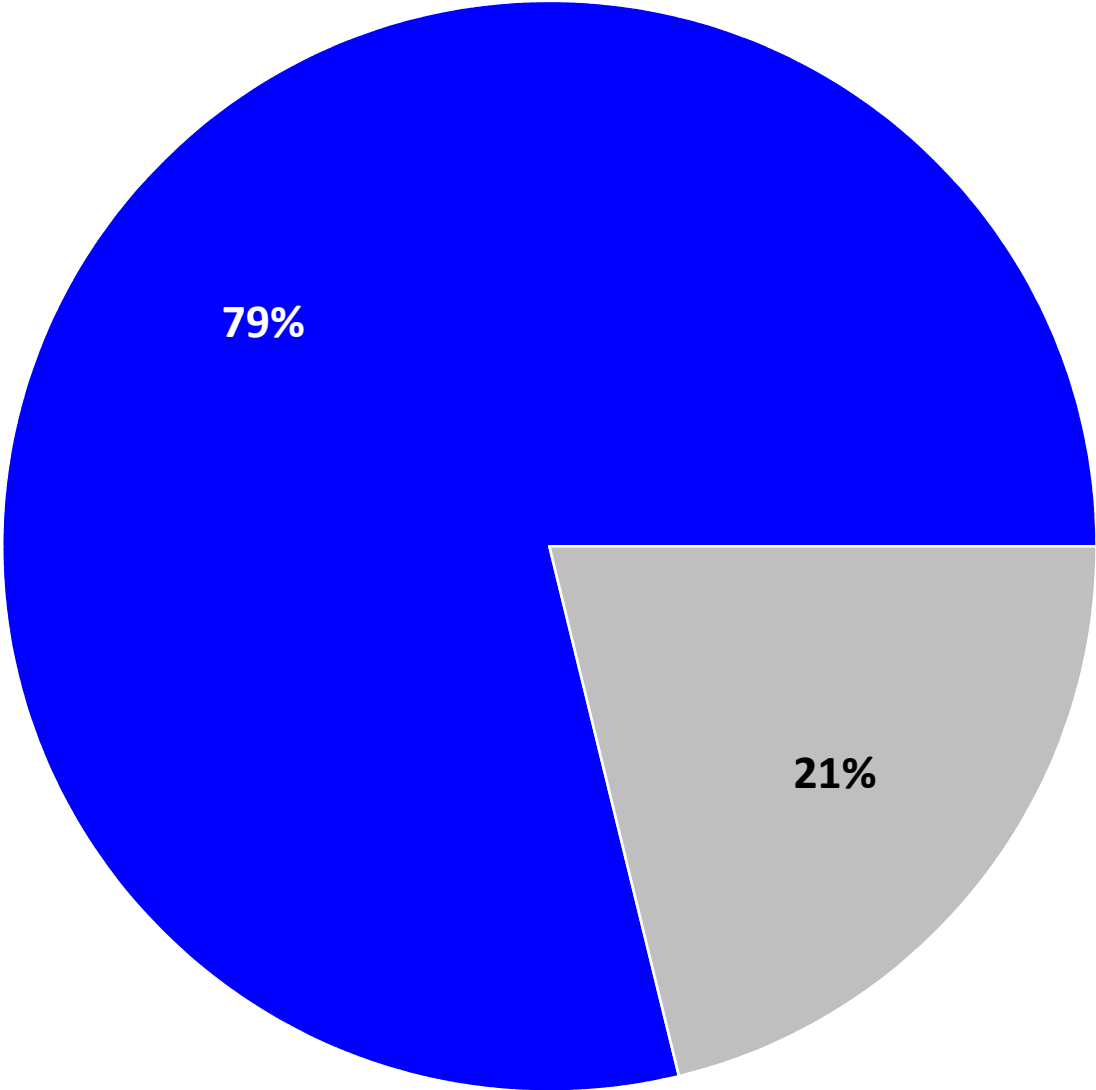
Q28. Demographics: Primary language

by percentage of respondents



Q29. Demographics: What best describes your home?

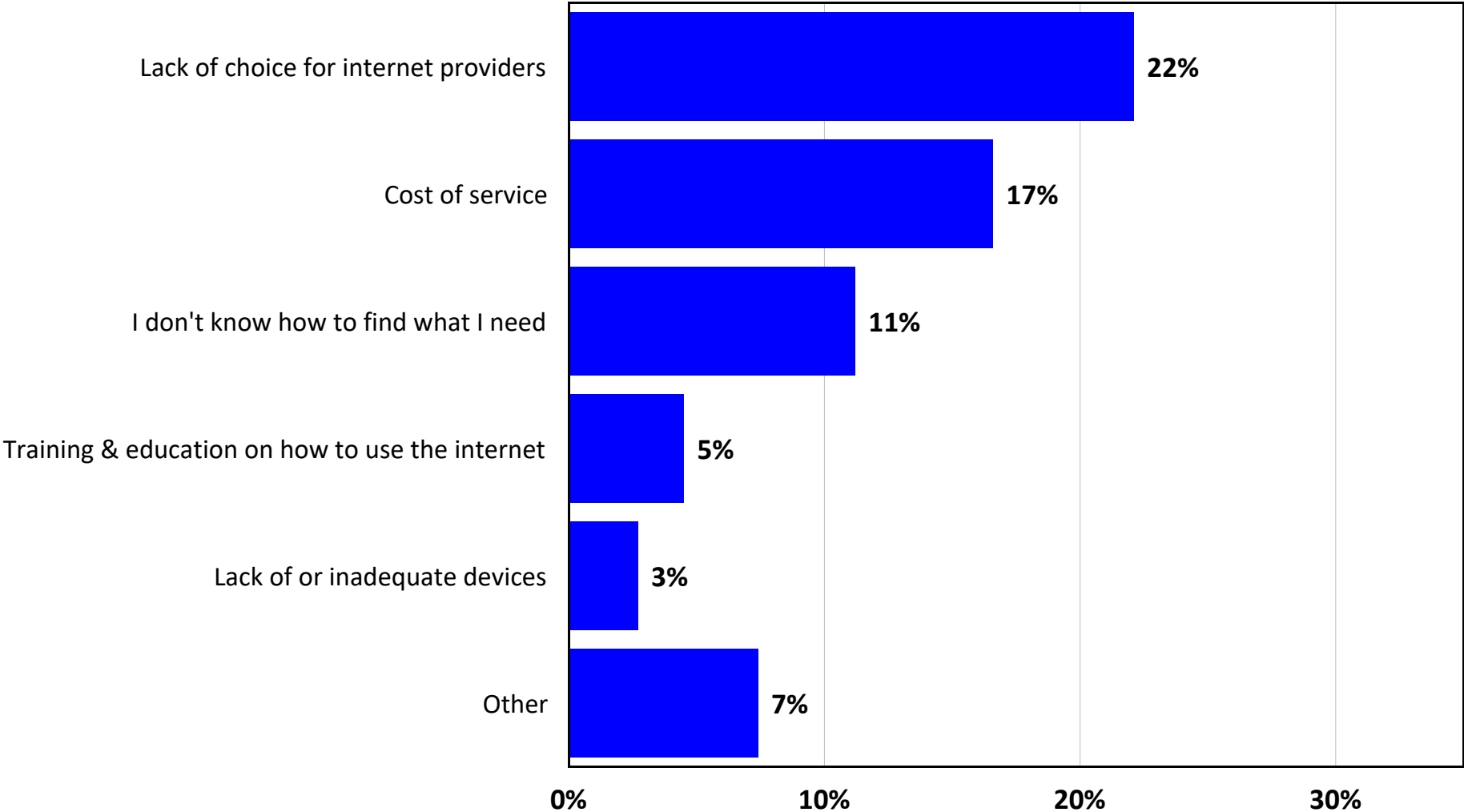
by percentage of respondents



■ Single family ■ Other

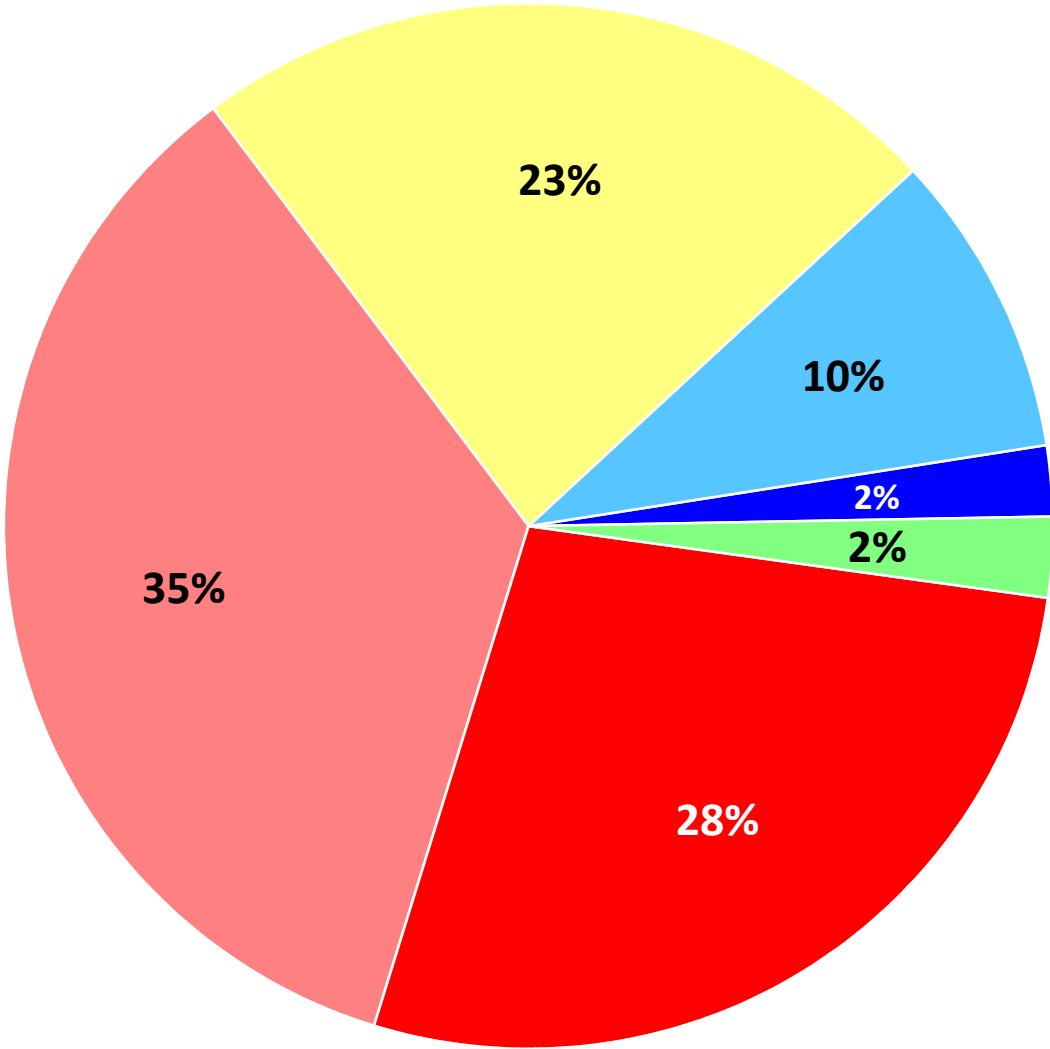
Q30. Demographics: What barriers are preventing you from using the internet to connect with education, government services, social media, and information?

by percentage of respondents (multiple selections could be made)



Q31. Demographics: What is the highest level of education that you have completed?

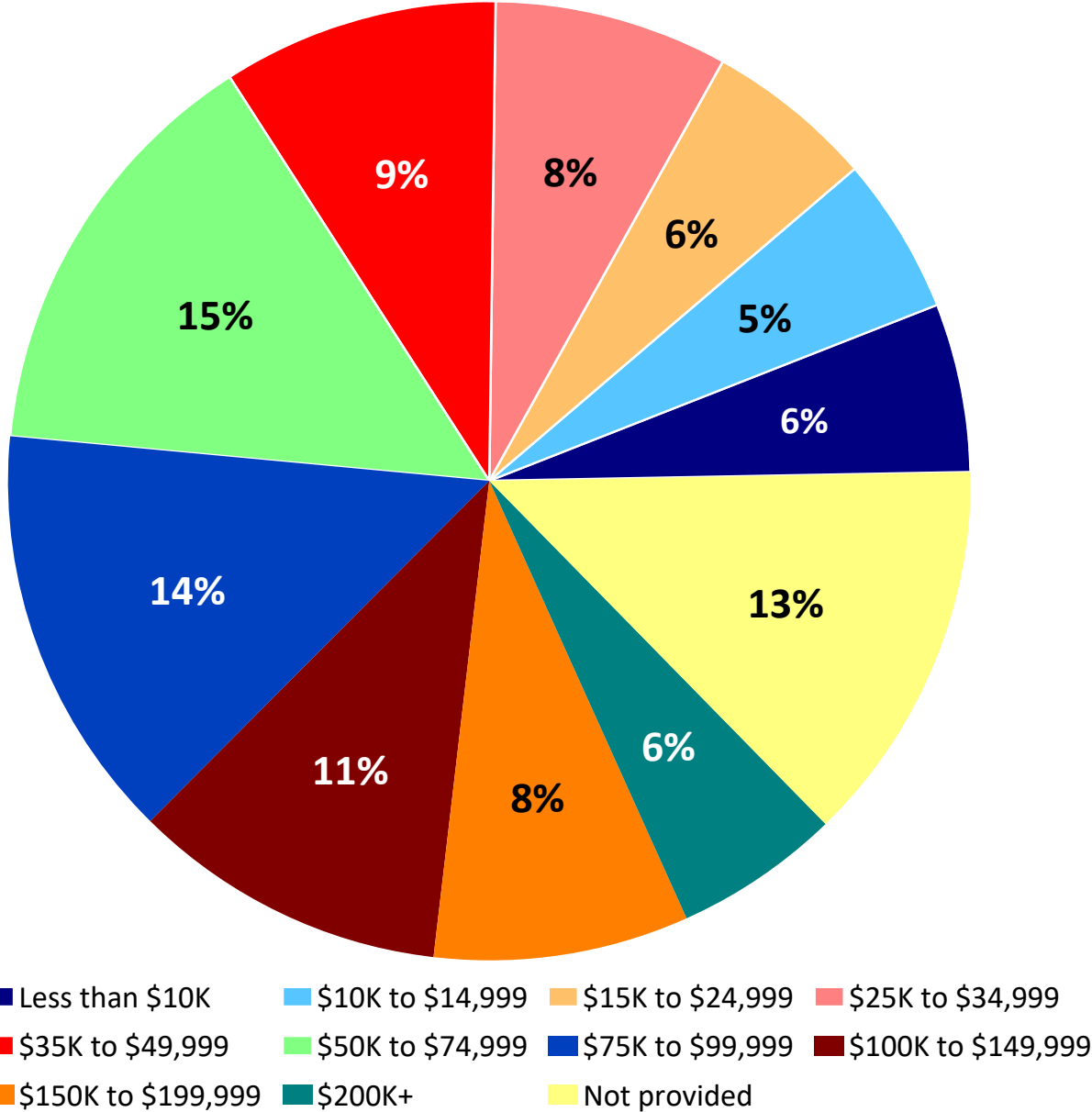
by percentage of respondents



■ Less than high school ■ High school ■ Some college
■ 4-year college ■ Graduate degree ■ Not provided

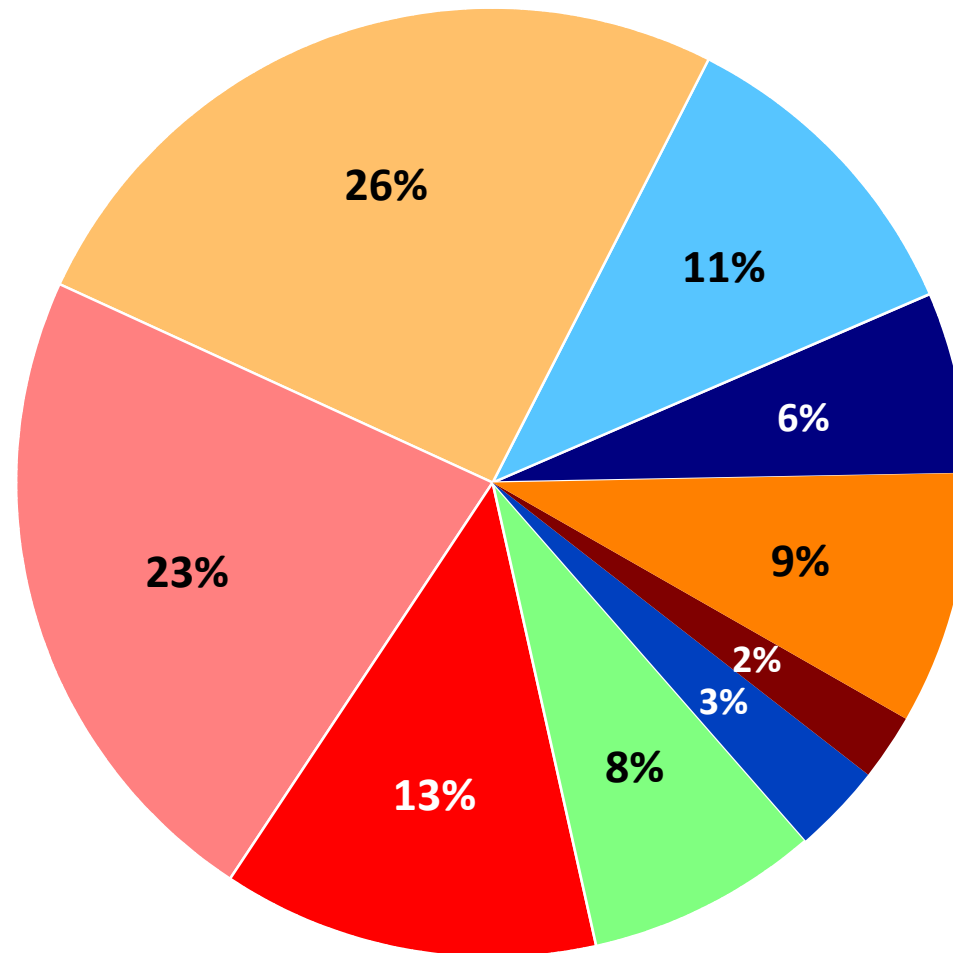
Q32. Demographics: What is your household income?

by percentage of respondents



Q33. Demographics: With “10” representing the best possible life for you and “0” representing the worst, how would you say you personally feel you stand at this time?

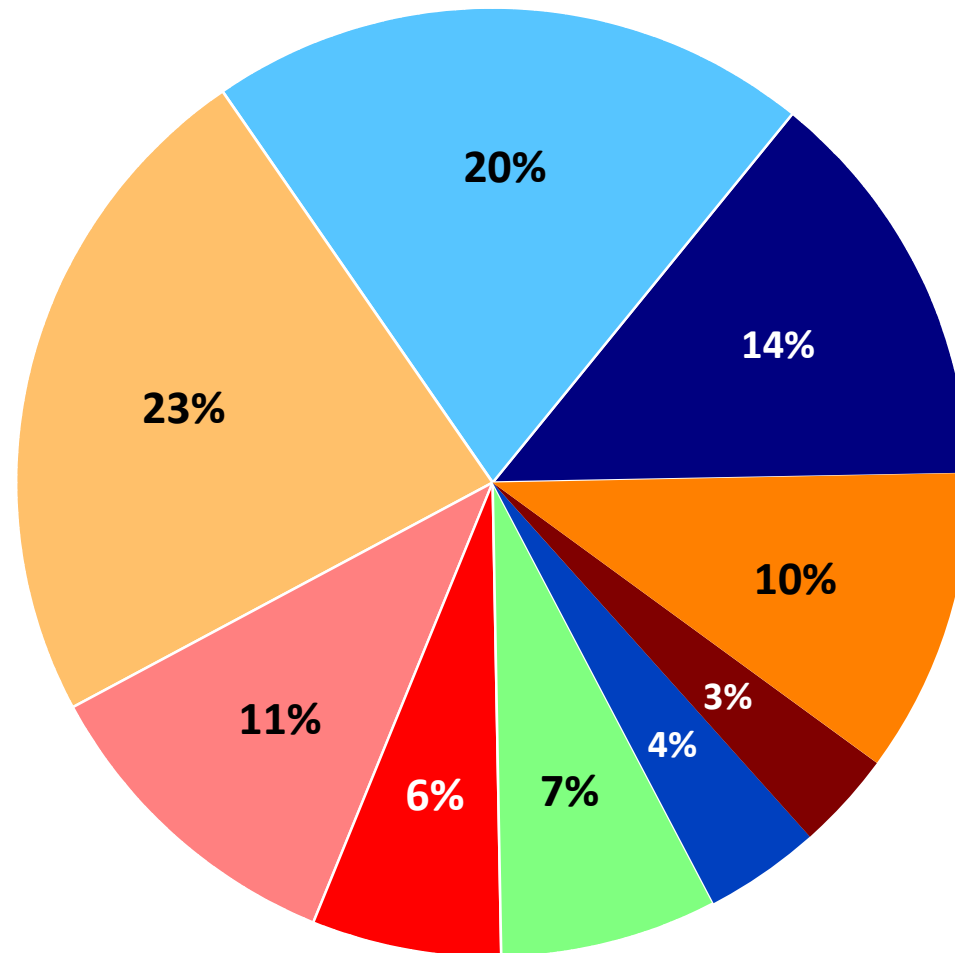
by percentage of respondents



■ 10 (best possible life) ■ 9 ■ 8 ■ 7 ■ 6 ■ 5 ■ 4 ■ 3 or less ■ Not provided

Q34. Demographics: With “10” representing the best possible life for you and “0” representing the worst, how do you think you will stand about five years from now?

by percentage of respondents



■ 10 (best possible life) ■ 9 ■ 8 ■ 7 ■ 6 ■ 5 ■ 4 ■ 3 or less ■ Not provided

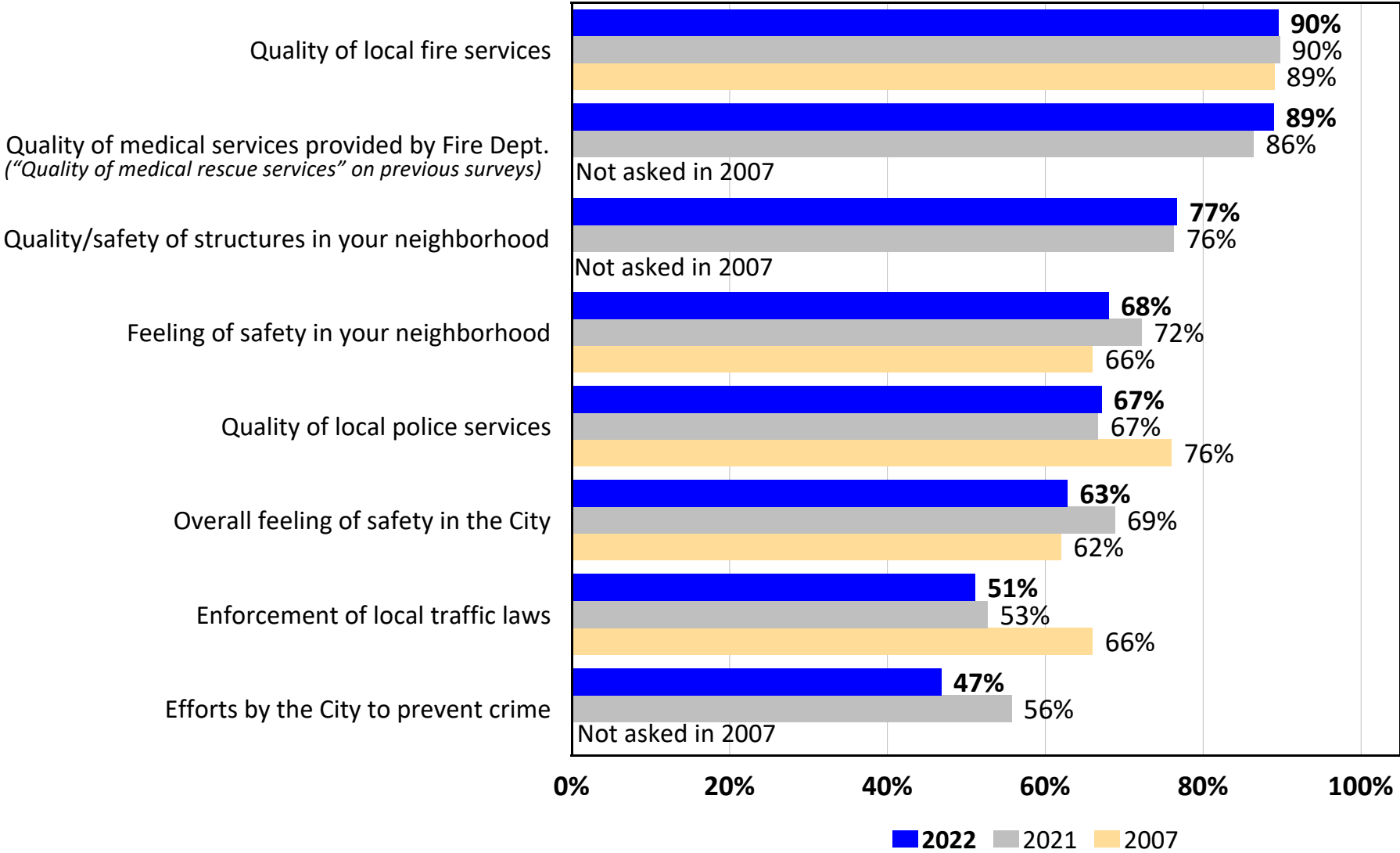


2

Trend Charts

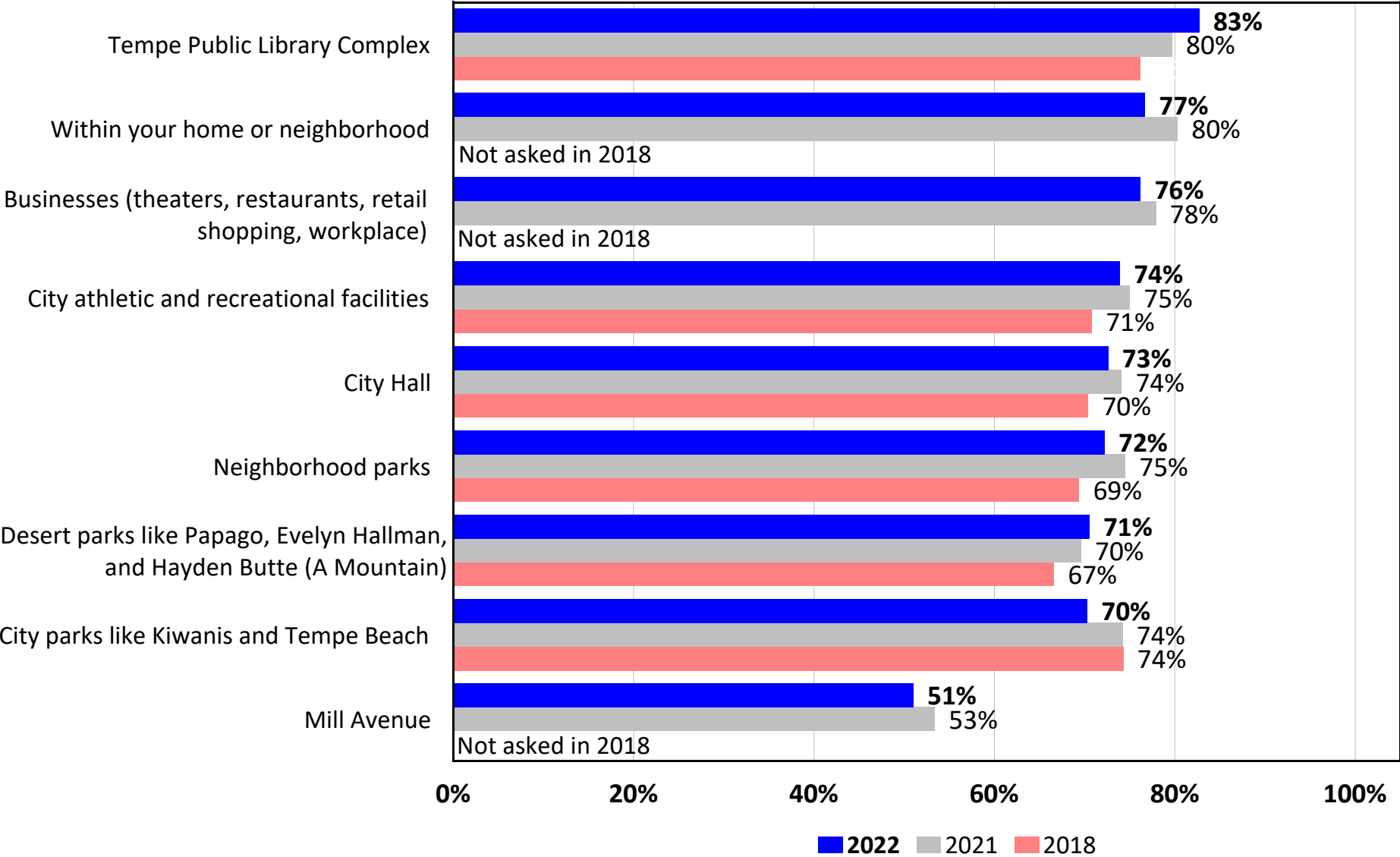
Trends: Q1. Satisfaction With Public Safety 2022, 2021, & 2007

by percentage of respondents who rated the item as a 4 or 5 on a 5-point scale (excluding “Don’t Know” responses)



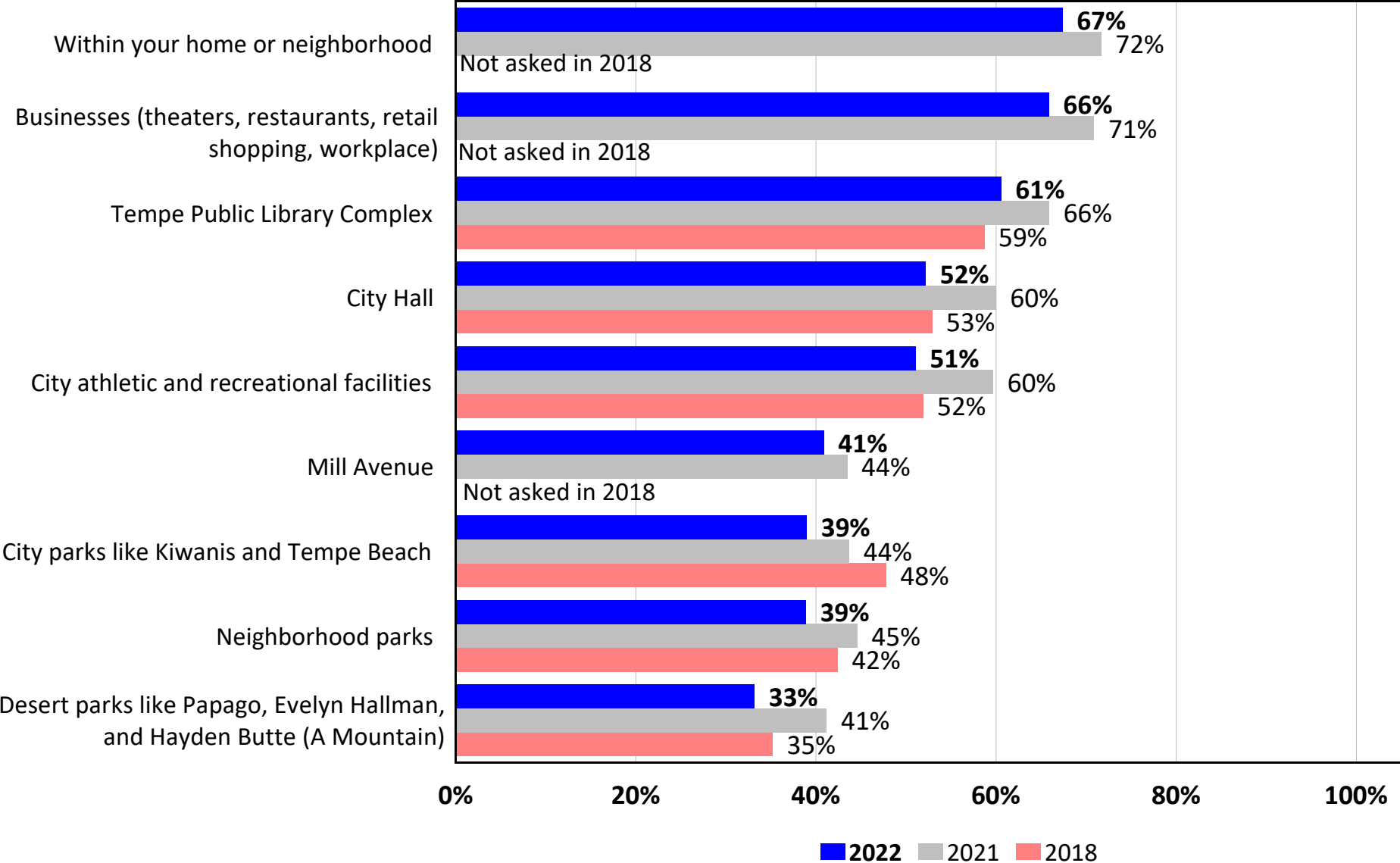
Trends: Q2-1. Feeling of Safety During the Day 2022, 2021, & 2018

by percentage of respondents who rated the item as a 4 or 5 on a 5-point scale (excluding “Don’t Know” responses)



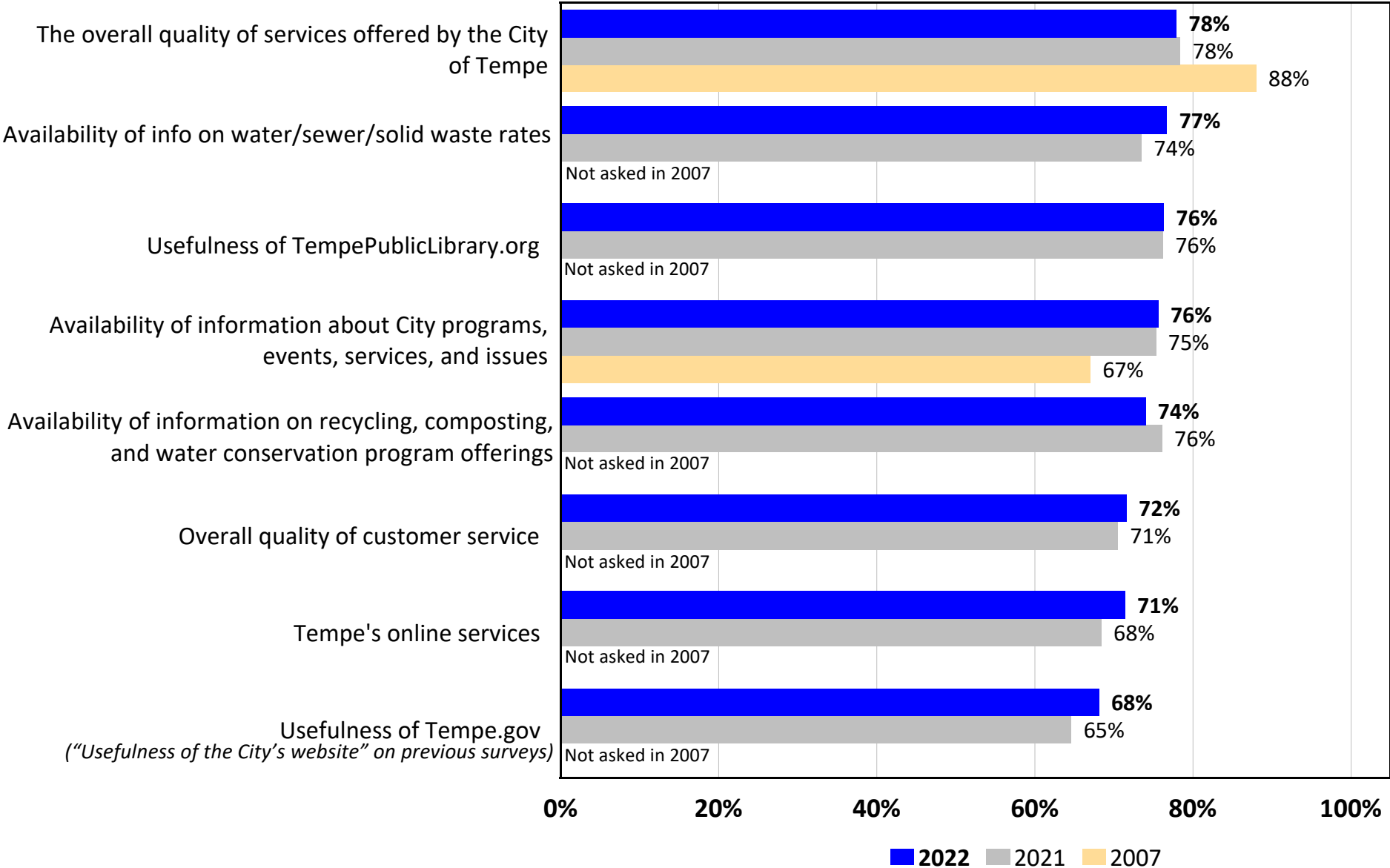
Trends: Q2-2. Feeling of Safety At Night 2022, 2021 & 2018

by percentage of respondents who rated the item as a 4 or 5 on a 5-point scale (excluding “Don’t Know” responses)



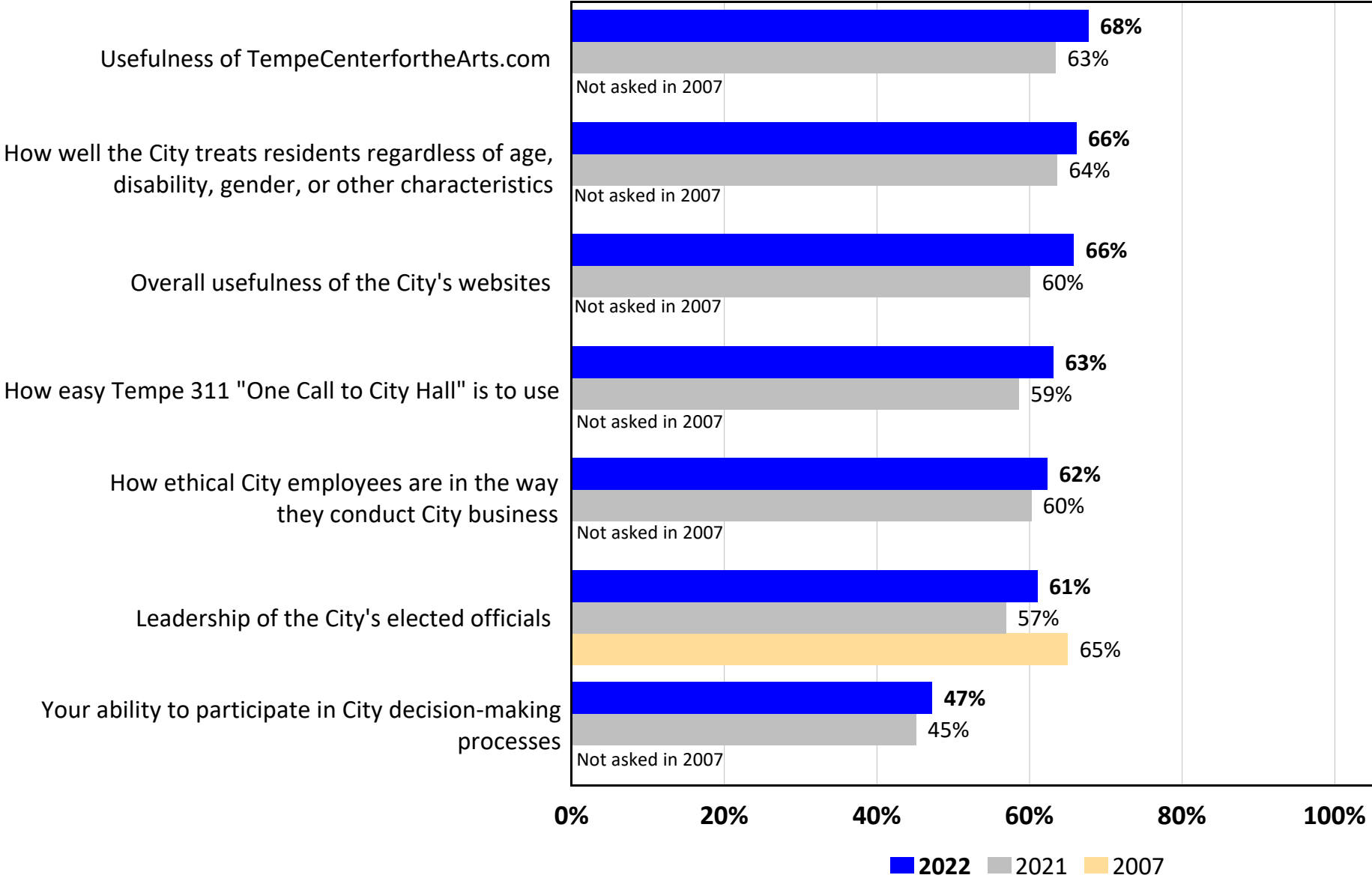
Trends: Q6. Satisfaction With Various Perceptions of the City (1/2) - 2022, 2021, & 2007

by percentage of respondents who rated the item as a 4 or 5 on a 5-point scale (excluding "Don't Know" responses)



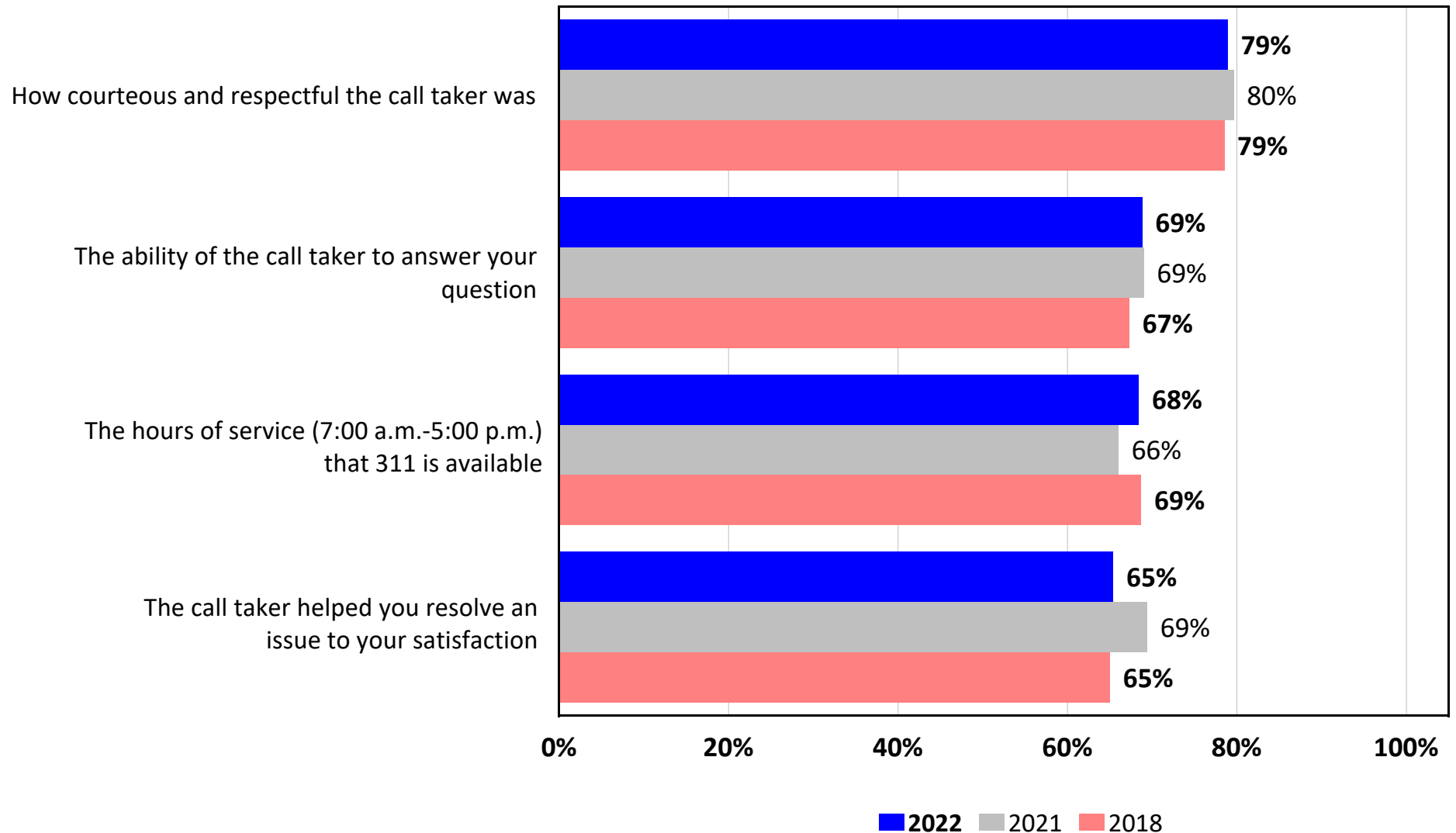
Trends: Q6. Satisfaction With Various Perceptions of the City (2/2) - 2022, 2021, & 2007

by percentage of respondents who rated the item as a 4 or 5 on a 5-point scale (excluding "Don't Know" responses)



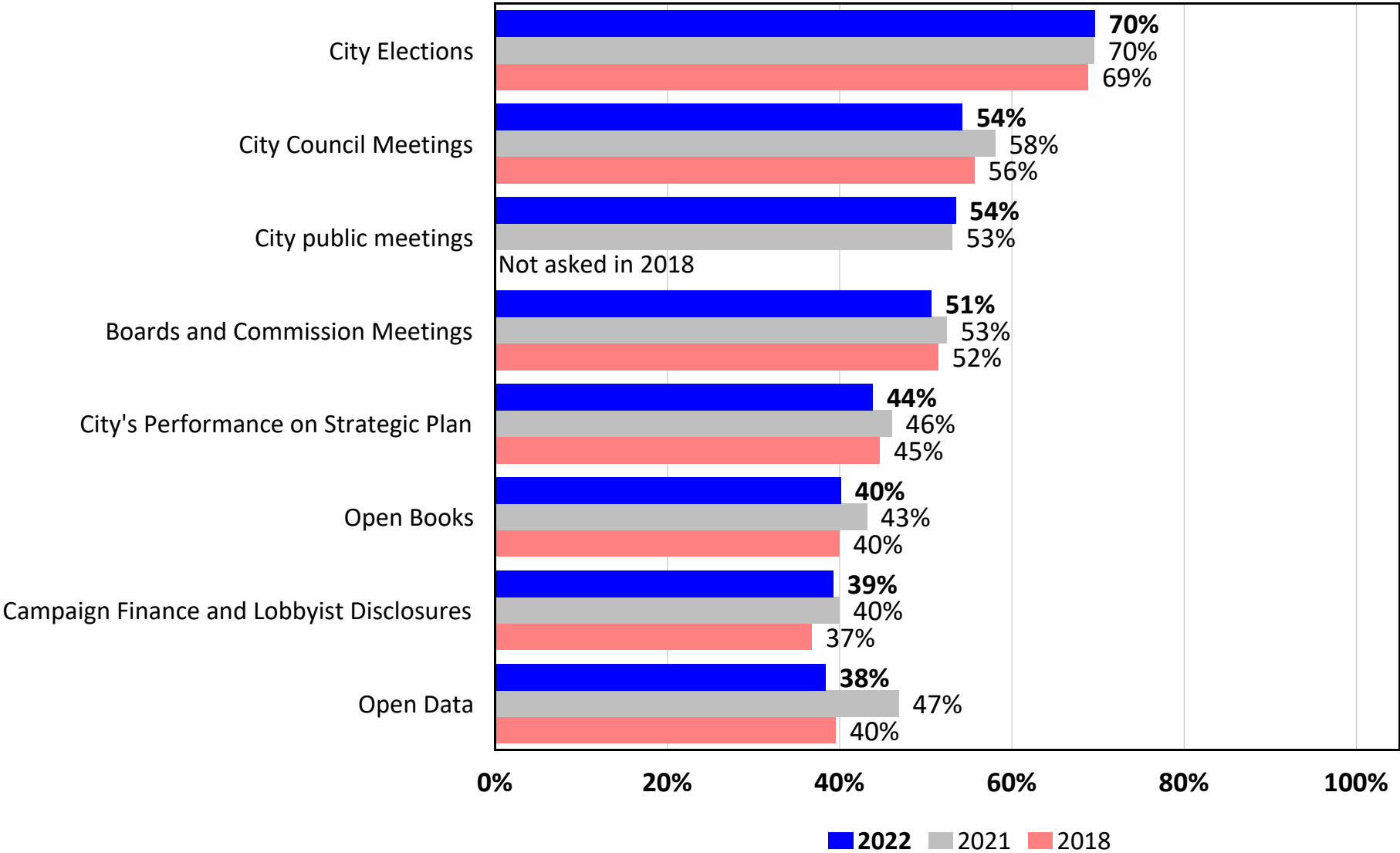
Trends: Q7. Satisfaction With Various Aspects of 3-1-1 Service 2022, 2021, & 2018

by percentage of respondents who rated the item as a 4 or 5 on a 5-point scale (excluding “Don’t Know” responses)



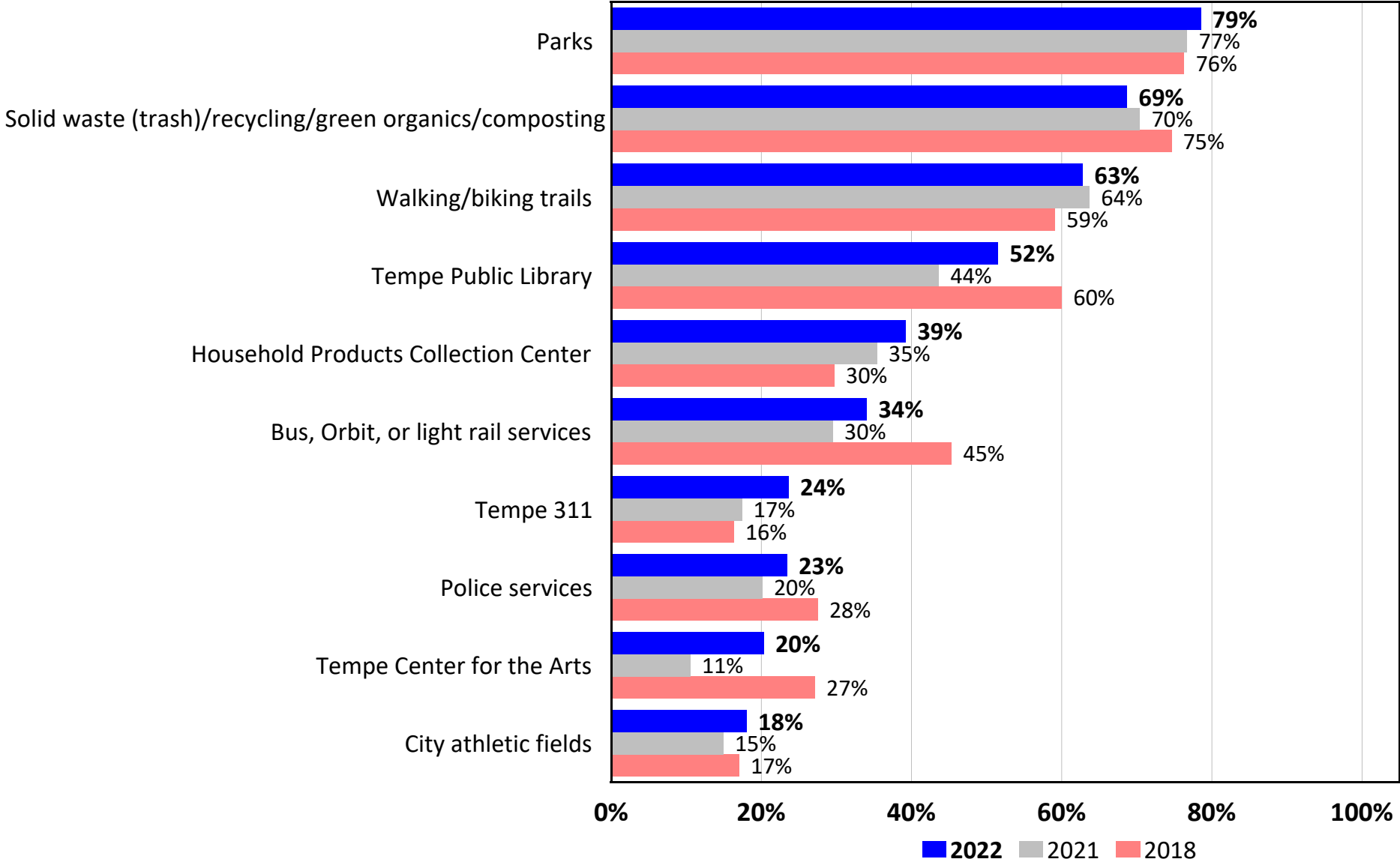
Trends: Q8. Satisfaction With Ease of Access to the Following 2022, 2021, & 2018

by percentage of respondents who rated the item as a 4 or 5 on a 5-point scale (excluding “Don’t Know” responses)



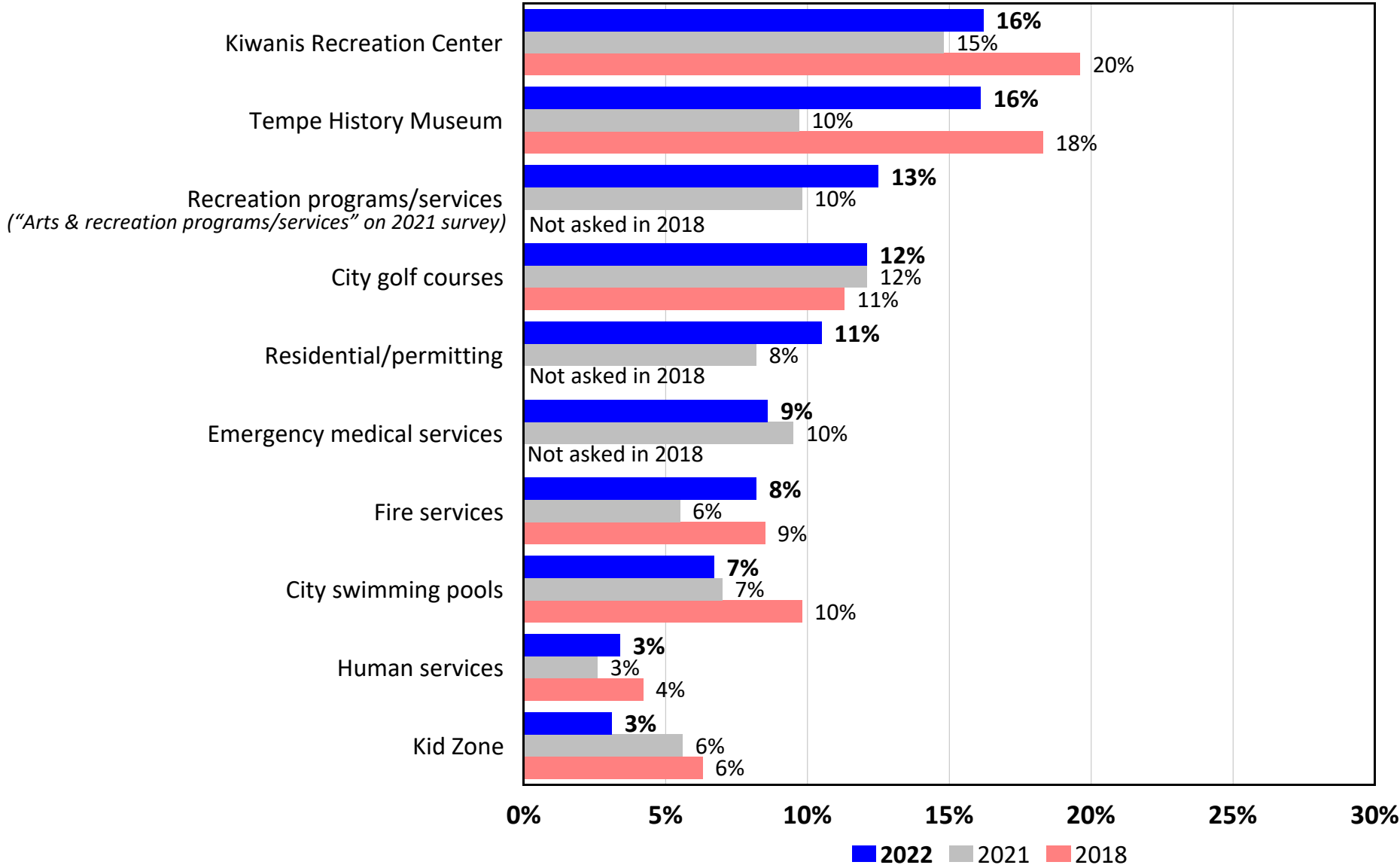
Trends: Q10. Use of City Services/Facilities During Past 12 Months (1/2) - 2022, 2021, & 2018

by percentage of respondents



Trends: Q10. Use of City Services/Facilities During Past 12 Months (2/2) - 2022, 2021, & 2018

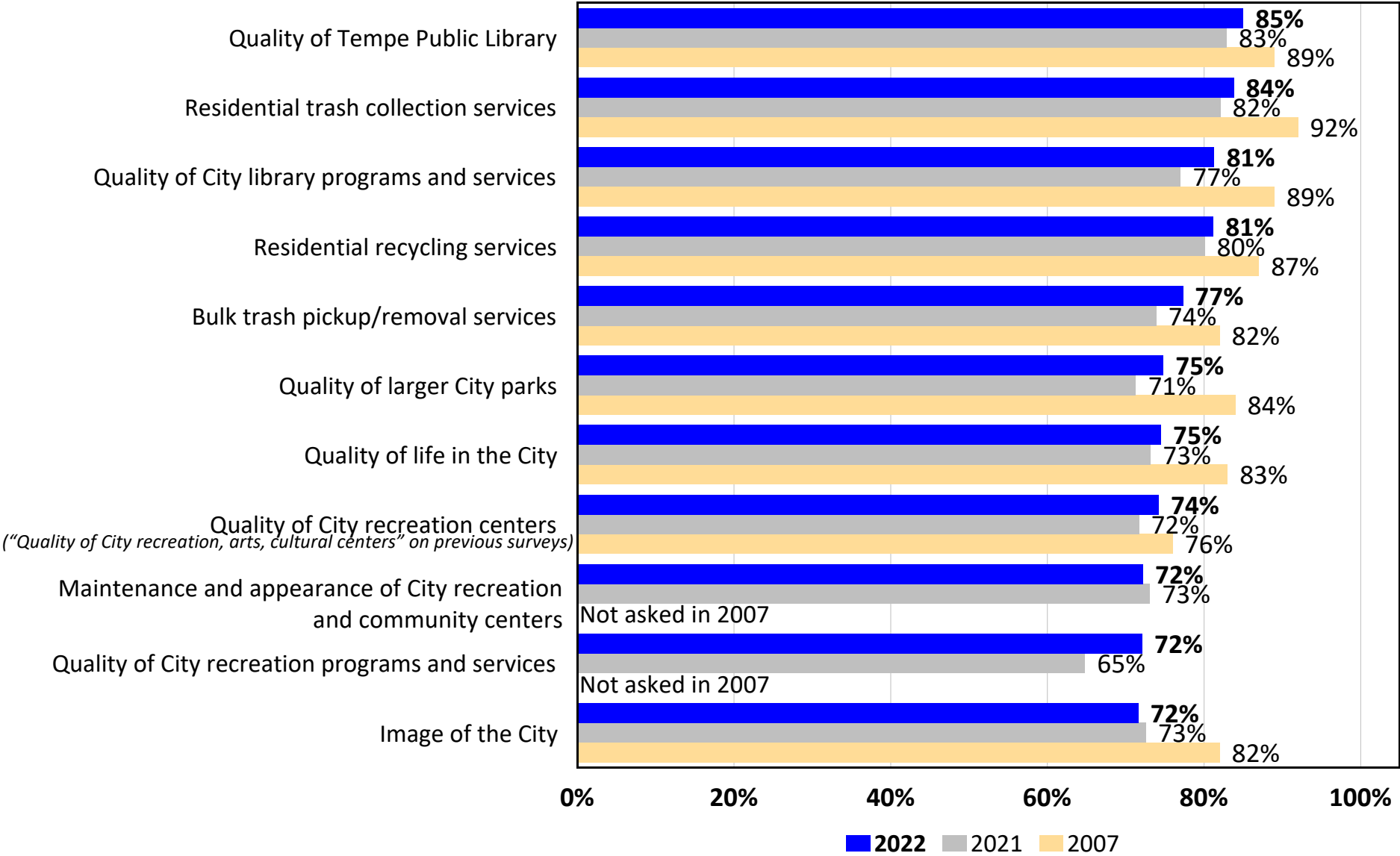
by percentage of respondents



Trends: Q13. Satisfaction With Quality of Life and City Services (1/4)

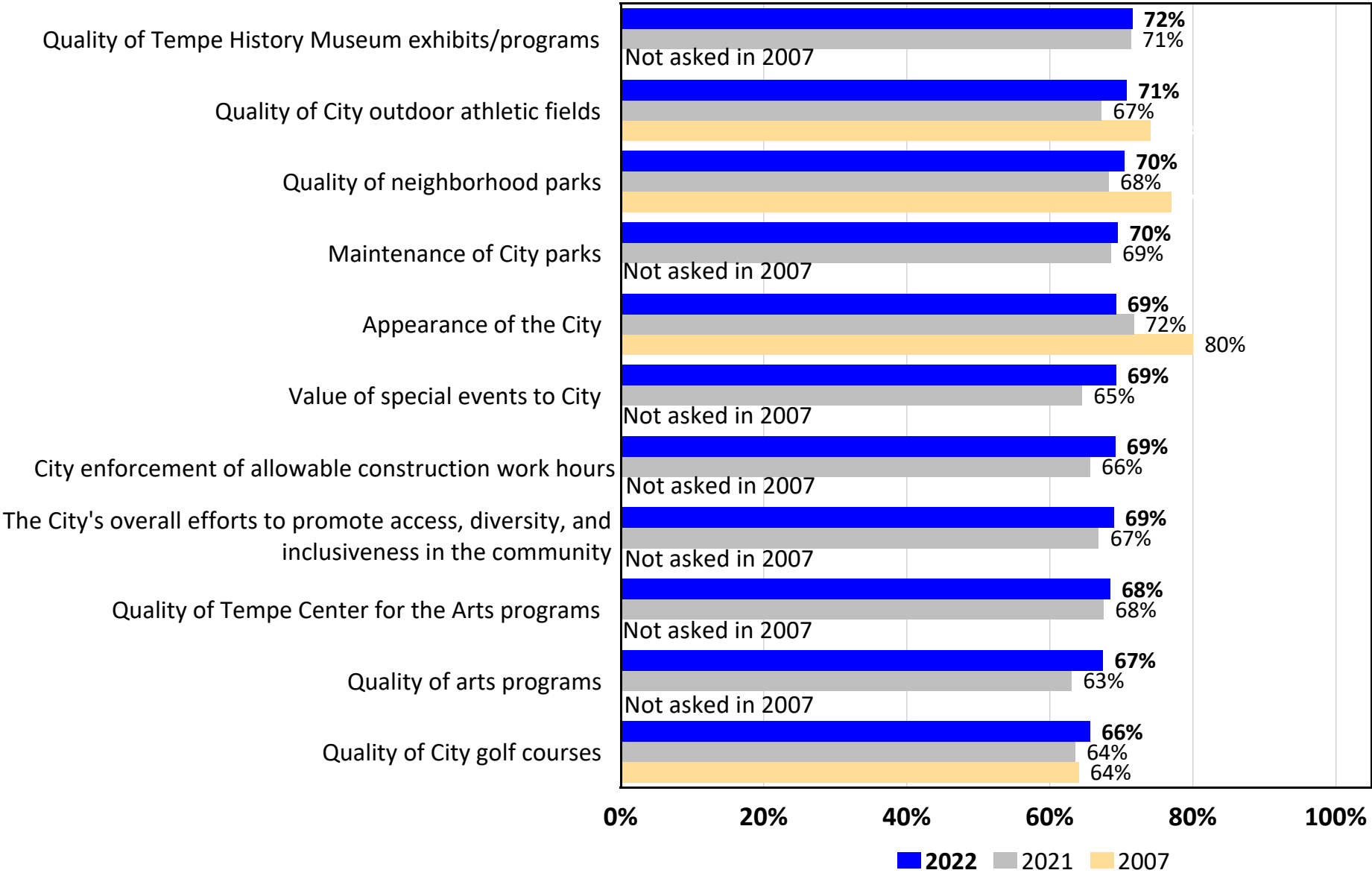
2022, 2021, & 2007

by percentage of respondents who rated the item as a 4 or 5 on a 5-point scale (excluding “Don’t Know” responses)



Trends: Q13. Satisfaction With Quality of Life and City Services (2/4) 2022, 2021, & 2007

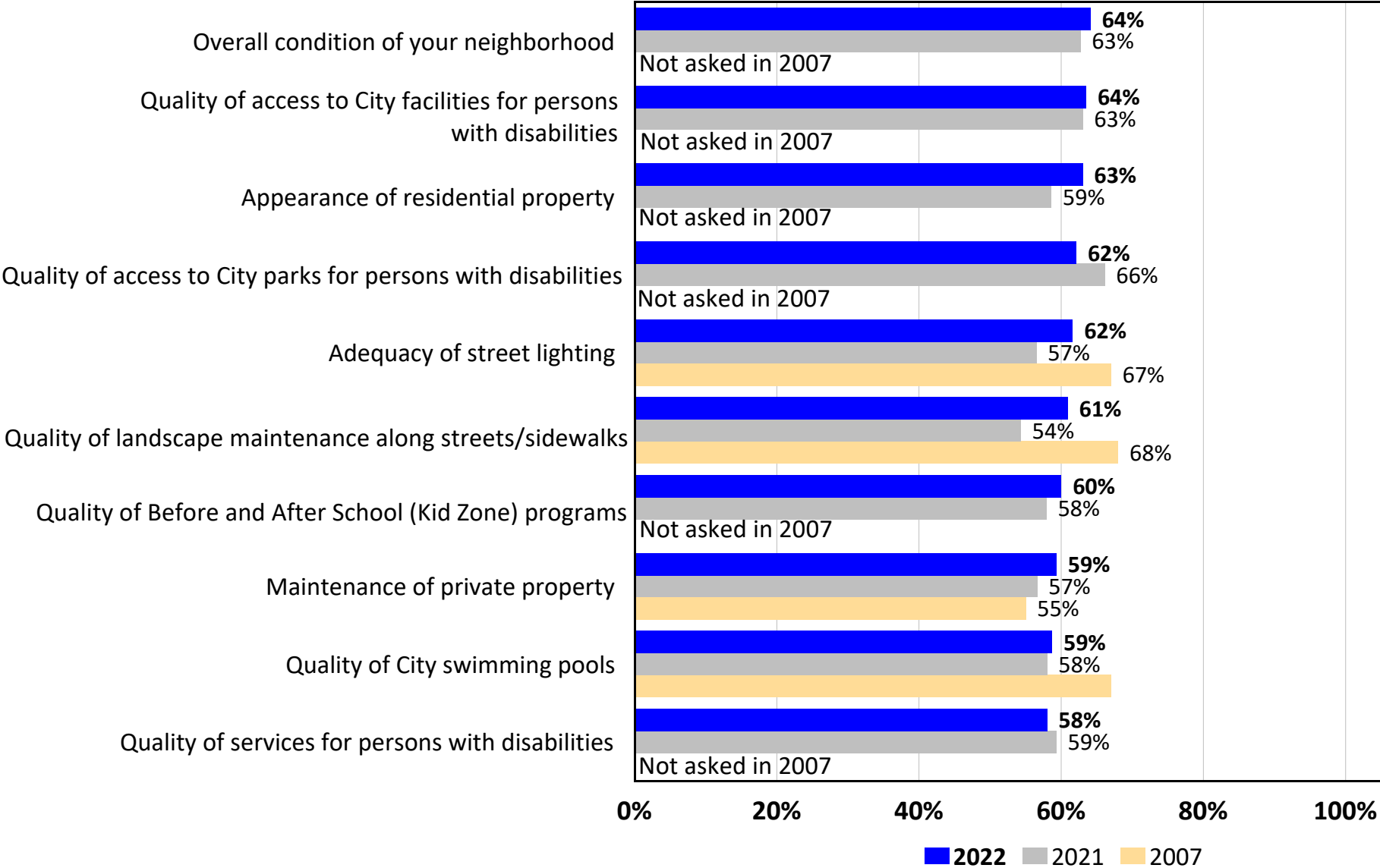
by percentage of respondents who rated the item as a 4 or 5 on a 5-point scale (excluding "Don't Know" responses)



Trends: Q13. Satisfaction With Quality of Life and City Services (3/4)

2022, 2021, & 2007

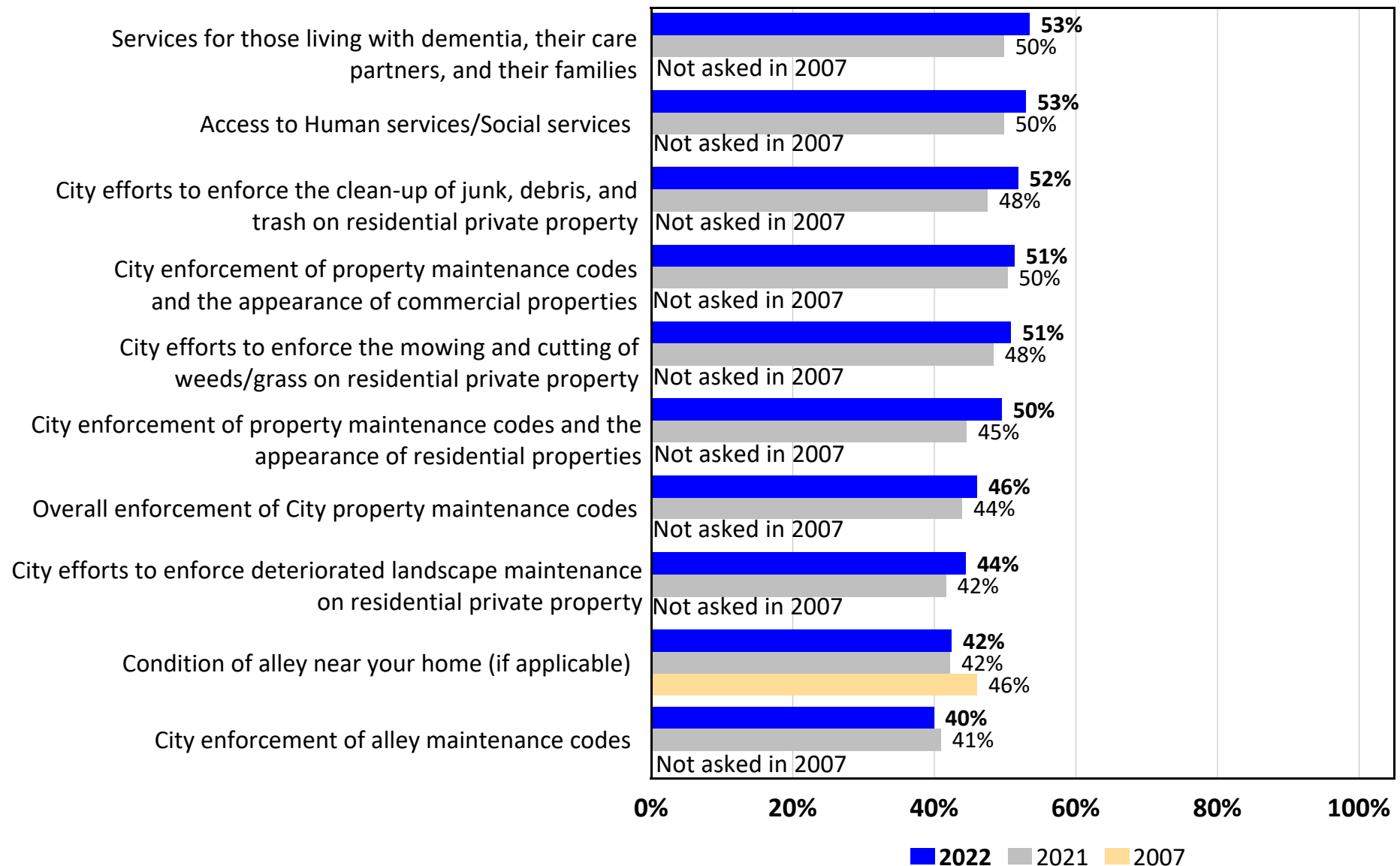
by percentage of respondents who rated the item as a 4 or 5 on a 5-point scale (excluding “Don’t Know” responses)



Trends: Q13. Satisfaction With Quality of Life and City Services (4/4)

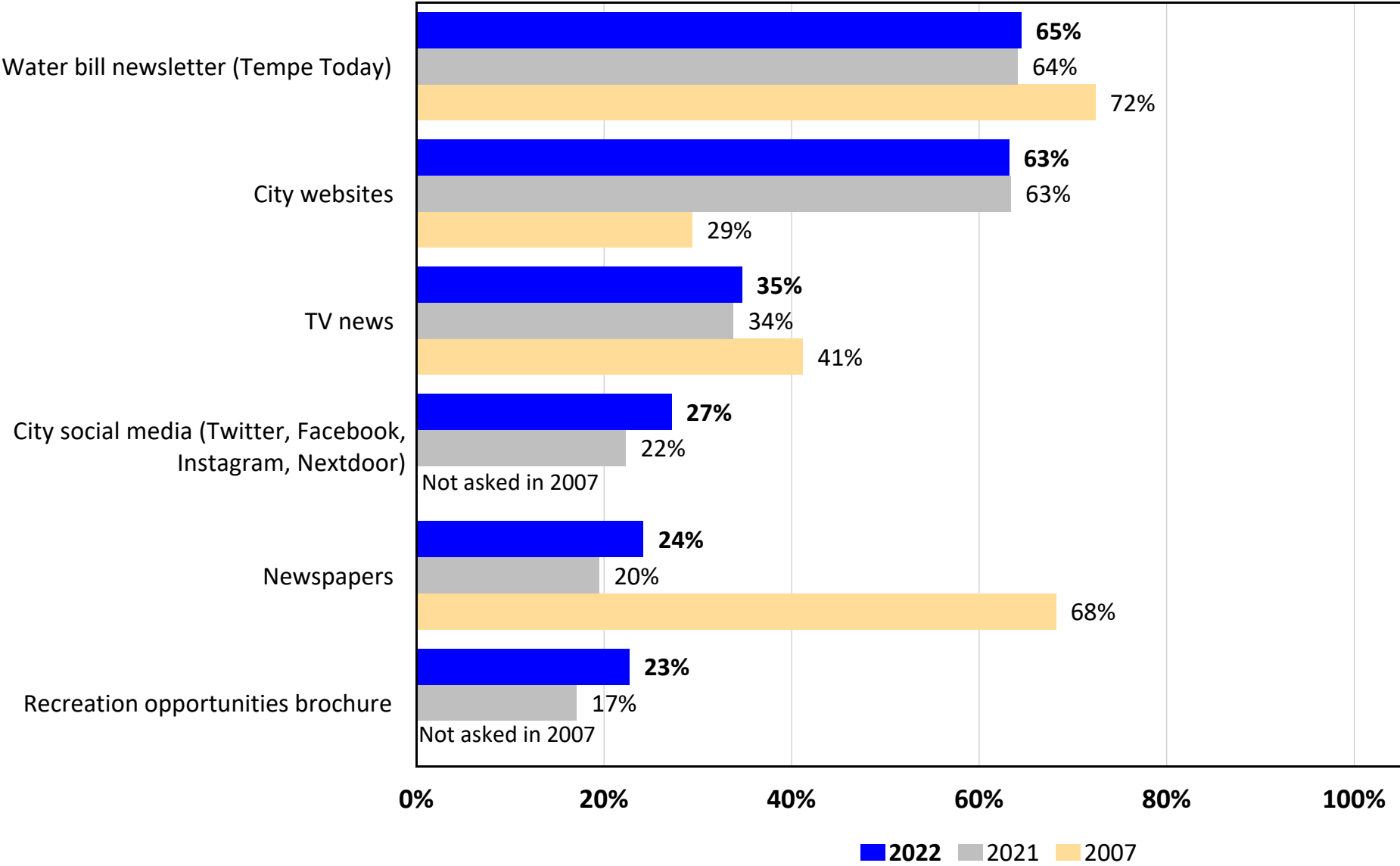
2022, 2021, & 2007

by percentage of respondents who rated the item as a 4 or 5 on a 5-point scale (excluding “Don’t Know” responses)



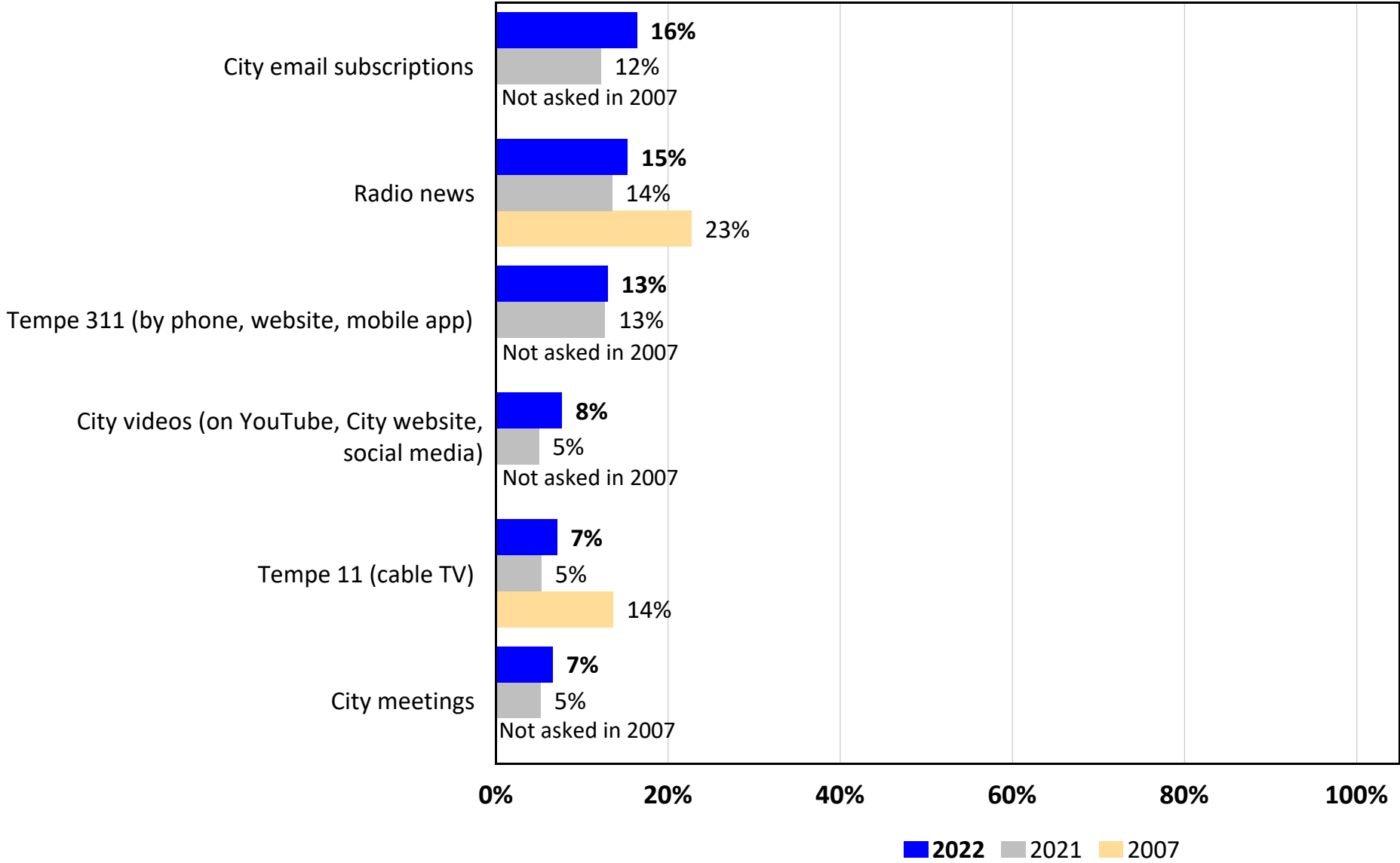
Trends: Q15. How Residents Get Information About the City (1/2) - 2022, 2021, & 2007

by percentage of respondents



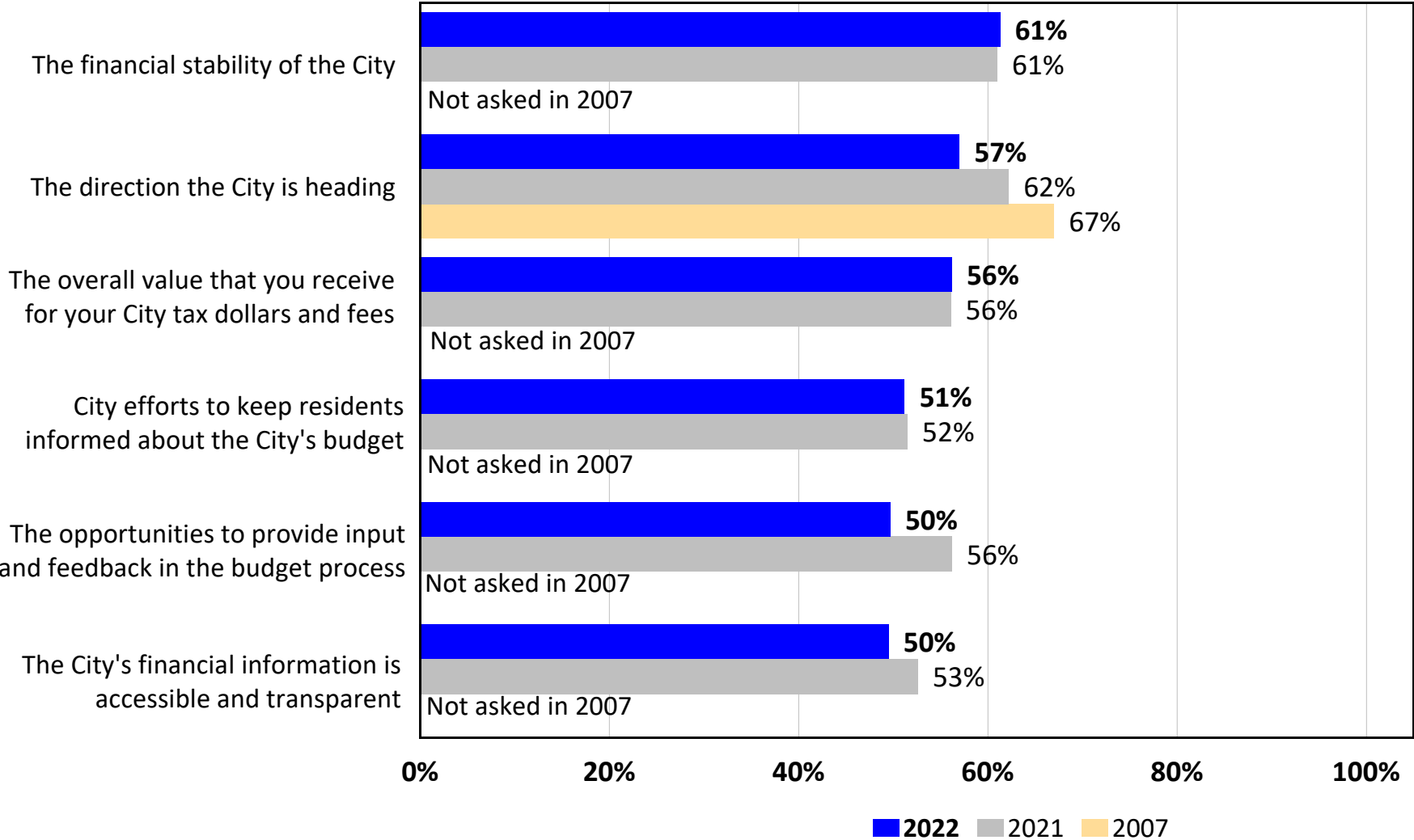
Trends: Q15. How Residents Get Information About the City (2/2) - 2022, 2021, & 2007

by percentage of respondents



Trends: Q16. Satisfaction With Aspects of the City's Financial Stability and Vitality 2022, 2021, & 2007

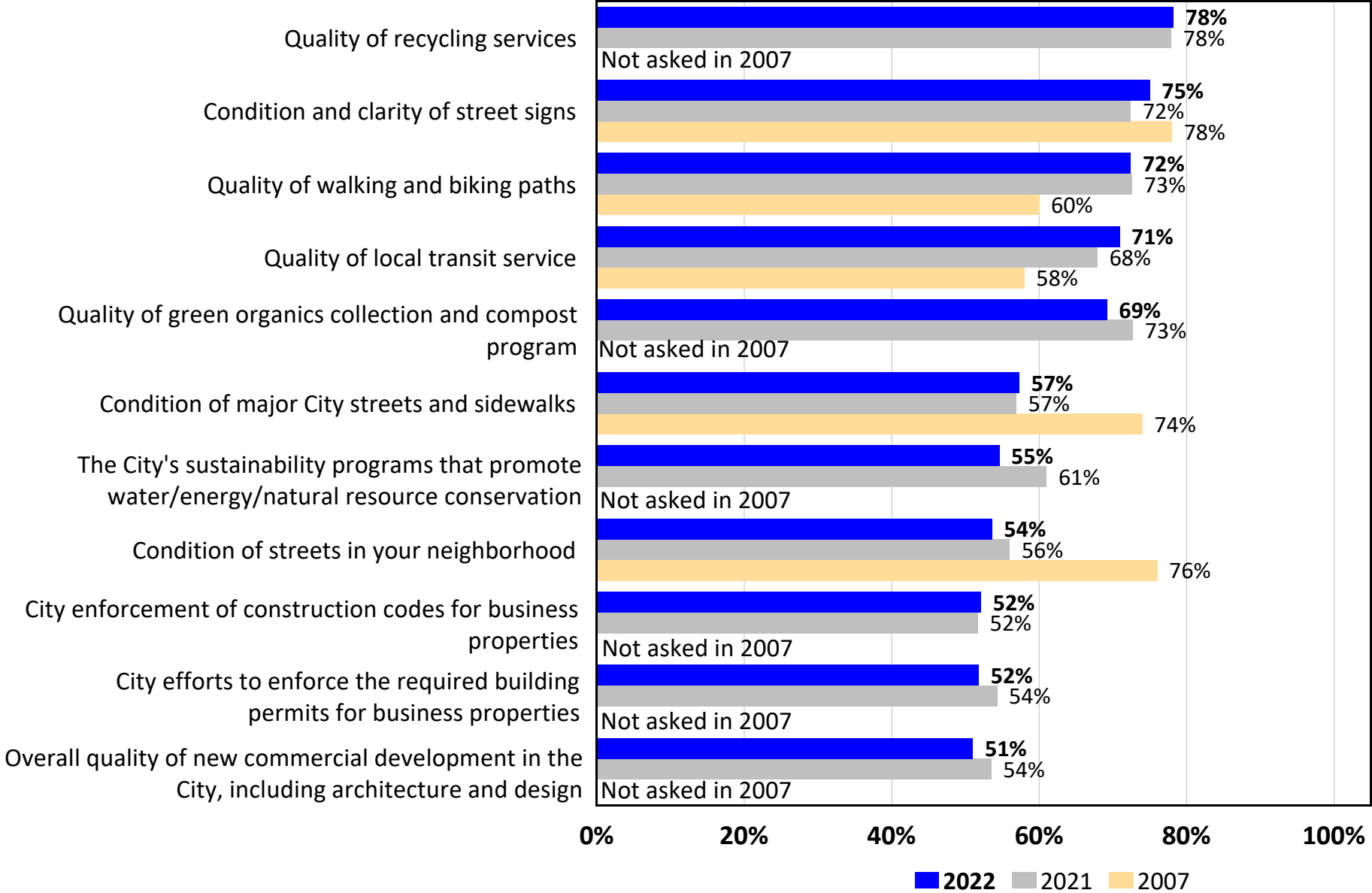
by percentage of respondents who rated the item as a 4 or 5 on a 5-point scale (excluding "Don't Know" responses)



Trends: Q17. Satisfaction With Sustainable Growth and Development (1/2)

2022, 2021, & 2007

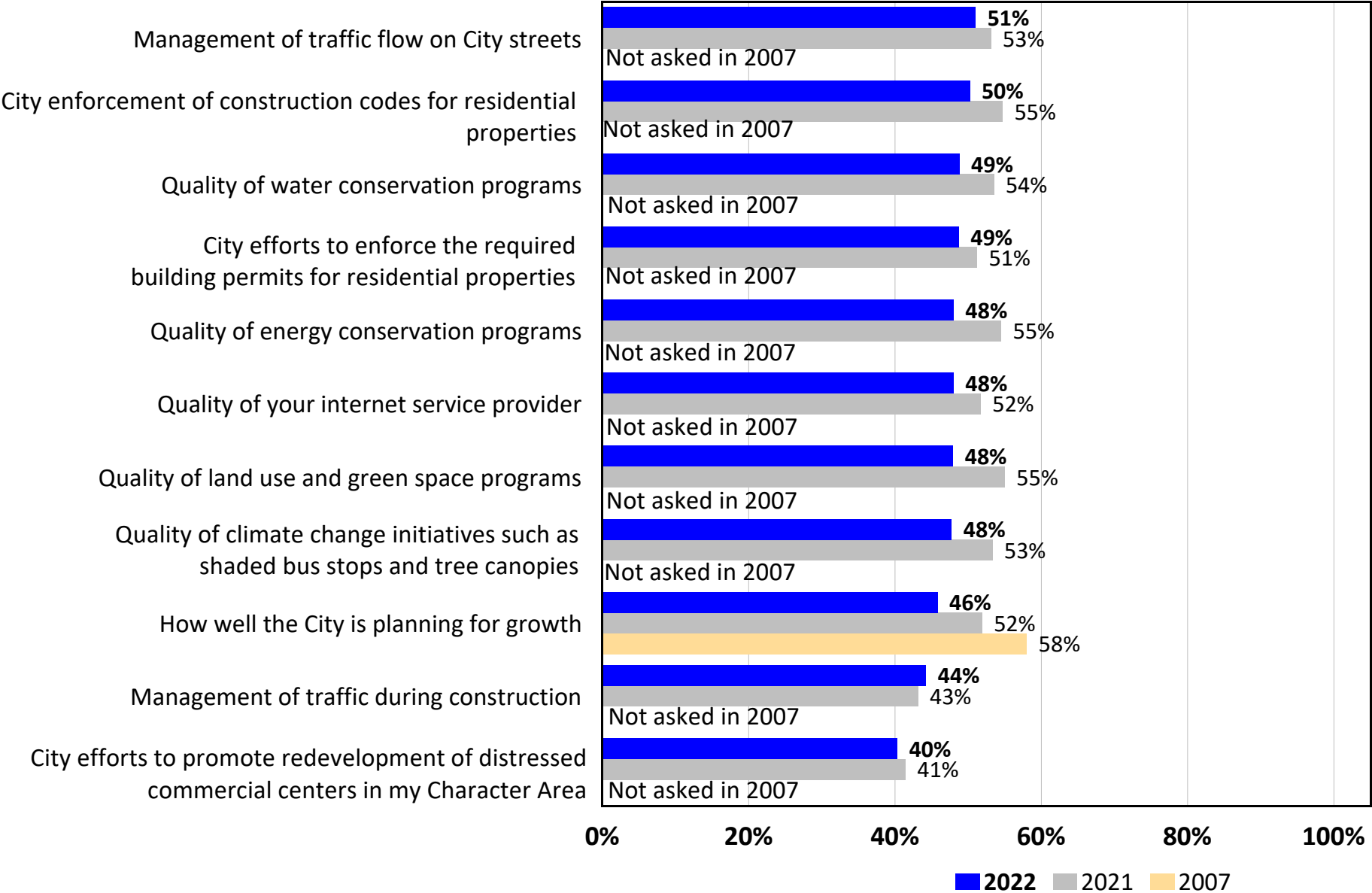
by percentage of respondents who rated the item as a 4 or 5 on a 5-point scale (excluding "Don't Know" responses)



Trends: Q17. Satisfaction With Sustainable Growth and Development (2/2)

2022, 2021, & 2007

by percentage of respondents who rated the item as a 4 or 5 on a 5-point scale (excluding “Don’t Know” responses)



A graphic consisting of a white circle with a dark blue border containing the number '3', followed by a dark blue horizontal bar containing the text 'Benchmarking Analysis' in white.

3 Benchmarking Analysis

Benchmarking Analysis



Overview

ETC Institute's *DirectionFinder*® program was originally developed in 1999 to help community leaders across the United States use statistically valid community survey data as a tool for making better decisions. Since November 1999, the survey has been administered in more than 300 cities and counties in 49 states. Most participating communities conduct the survey on an annual or biennial basis.

This report contains benchmarking data from three sources: (1) a national survey that was administered by ETC institute during the fall of 2021 that is part of a random sample of over 9,000 residents in the continental United States, (2) individual community surveys that were administered in 28 similar-sized communities (population of 75,000 to 200,000) from January 2020 to August 2022, which includes several communities with colleges and universities. The 28 communities included in the similar-sized city averages are listed below:

- Amarillo, TX
- Baytown, TX
- Conroe, TX
- Coral Springs, FL
- Davenport, IA
- Elgin, IL
- Fort Lauderdale, FL
- Gainesville, FL
- High Point, NC
- Lawrence, KS
- League City, TX
- Meridian, ID
- Mesquite, TX
- Missouri City, TX
- Olathe, KS
- Overland Park, KS
- Pueblo, CO
- Round Rock, TX
- South Bend, IN
- St. Joseph, MO
- Sterling Heights, MI
- Sugar Land, TX
- Thornton, CO
- Topeka, KS
- Vancouver, WA
- Westminster, CO
- Wilmington, NC
- Wyandotte County, KS

The third source comes from individual community surveys that were administered in 26 medium-sized communities (population of 100,000 to 250,000) from January 2020 to August 2022. The results from medium-sized communities was used as the base for developing the performance ranges that are shown in the second part of this benchmarking section. The 26 communities included in the performance ranges in this section are listed on the following page.

Benchmarking Analysis



- Amarillo, TX
- Cabarrus County, NC
- Coral Springs, FL
- Davenport, IA
- Des Moines, IA
- Elgin, IL
- Fort Lauderdale, FL
- Gainesville, FL
- High Point, NC
- League City, TX
- Meridian, ID
- Mesquite, TX
- Olathe, KS
- Overland Park, KS
- Pueblo, CO
- Round Rock, TX
- South Bend, IN
- Sterling Heights, MI
- Sugar Land, TX
- Thornton, CO
- Topeka, KS
- Vancouver, WA
- Westminster, CO
- Wilmington, NC
- Winston-Salem, NC
- Wyandotte County, KS

Interpreting the Performance Range Charts

The charts on the following pages provide comparisons for several items that were rated on the survey. The horizontal bars show the range of satisfaction among residents in communities with populations between 100,000 and 250,000 that have participated in a *DirectionFinder*® survey since 2020. The lowest and highest satisfaction ratings are listed to the left and right of each bar. The yellow dot on each bar shows how the results for Tempe compare to the average for the communities with a population between 100,000 and 250,000 which is shown as a vertical dash in the middle of each horizontal bar. If the yellow dot is located to the right of the vertical dash, the City of Tempe rated above the average. If the yellow dot is located to the left of the vertical dash, the City of Tempe rated below the average.

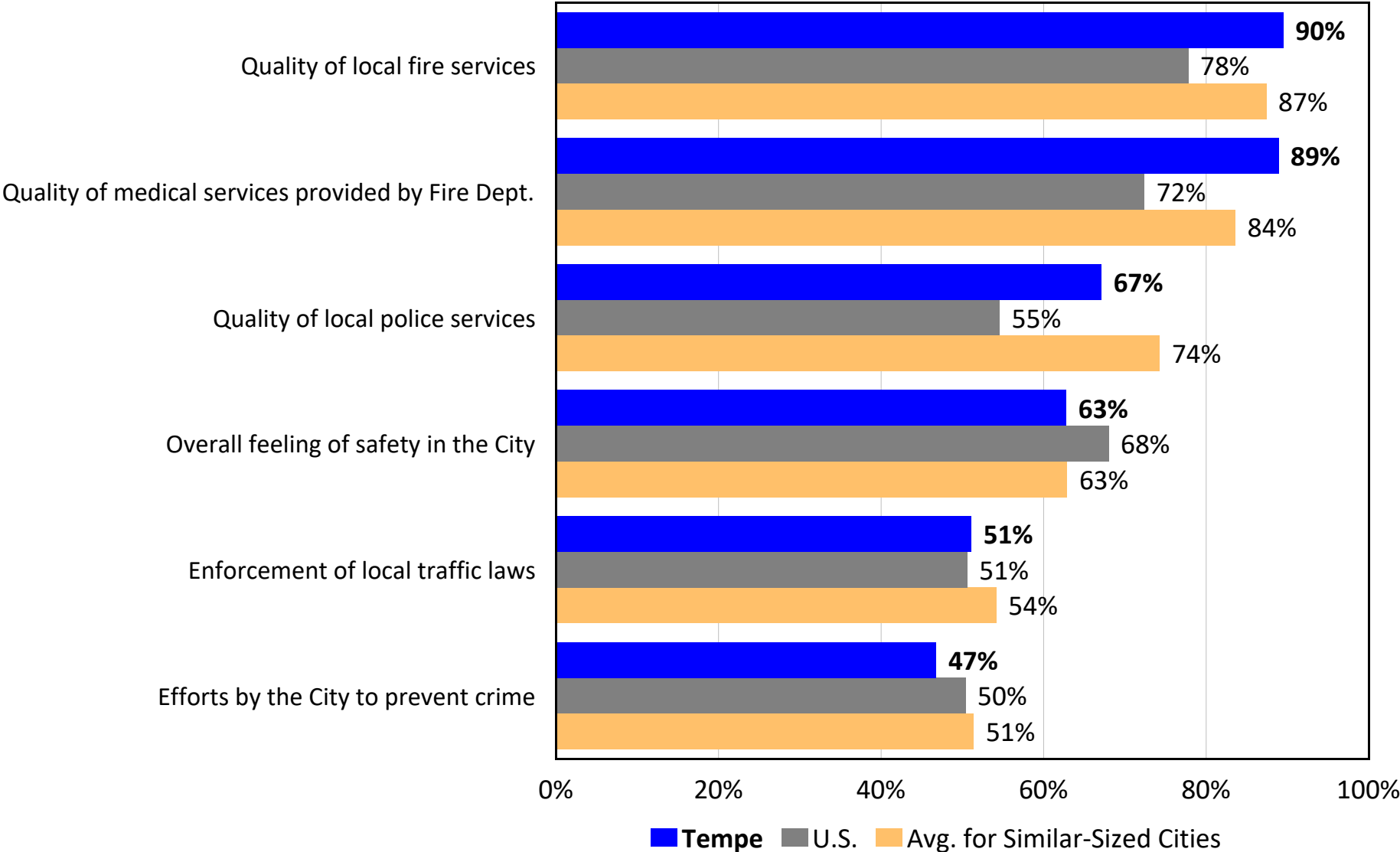
National Benchmarks

Note: The benchmarking data contained in this report is protected intellectual property. Any reproduction of the benchmarking information in this report by persons or organizations not directly affiliated with the City of Tempe, Arizona is not authorized without written consent from ETC Institute.

Satisfaction With Public Safety

Tempe vs. U.S. vs. Similar-Sized Cities

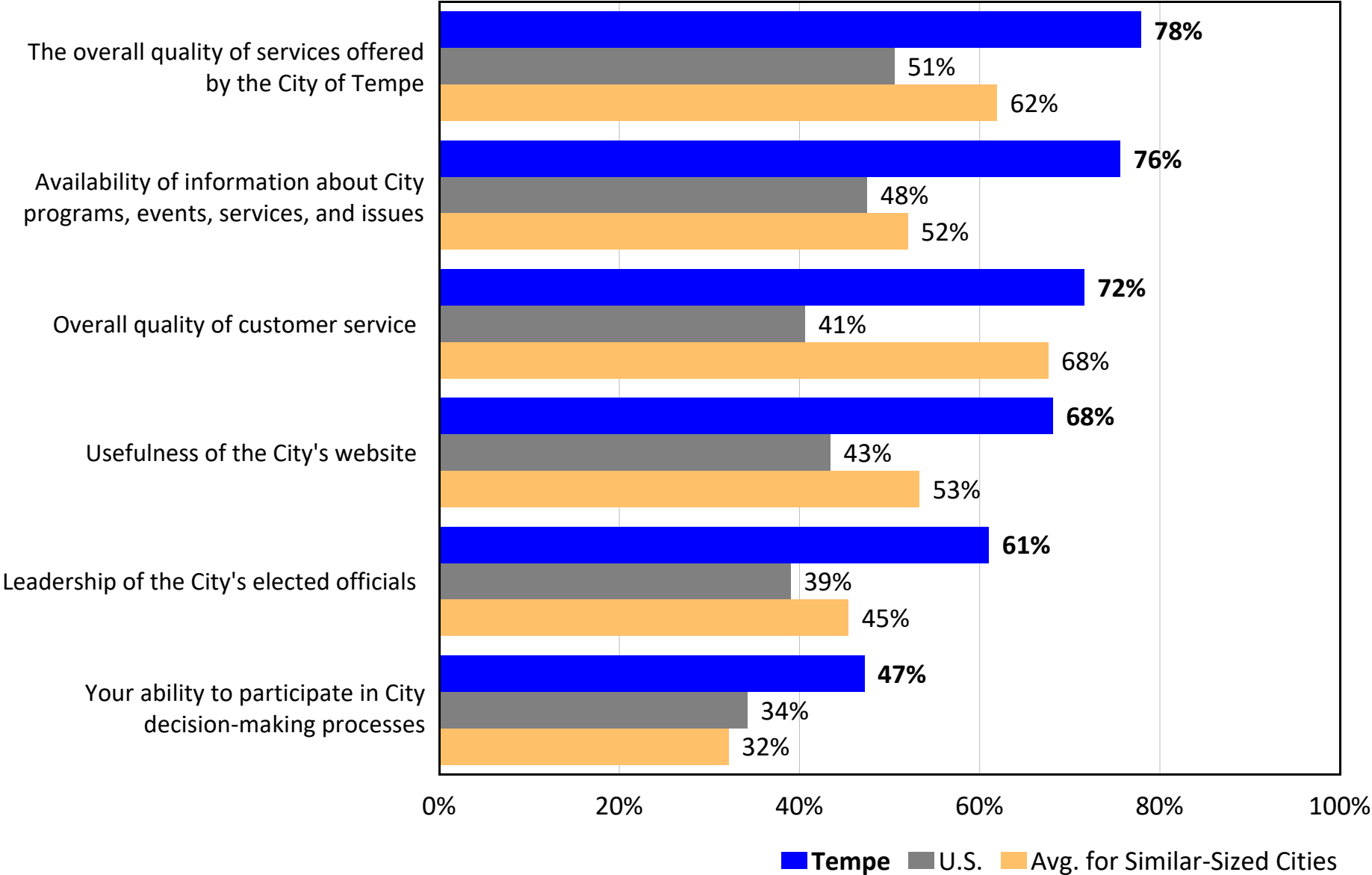
by percentage of respondents who rated the item as a 4 or 5 on a 5-point scale (excluding “Don't Know” responses)



Satisfaction With Perceptions of the City

Tempe vs. U.S. vs. Similar-Sized Cities

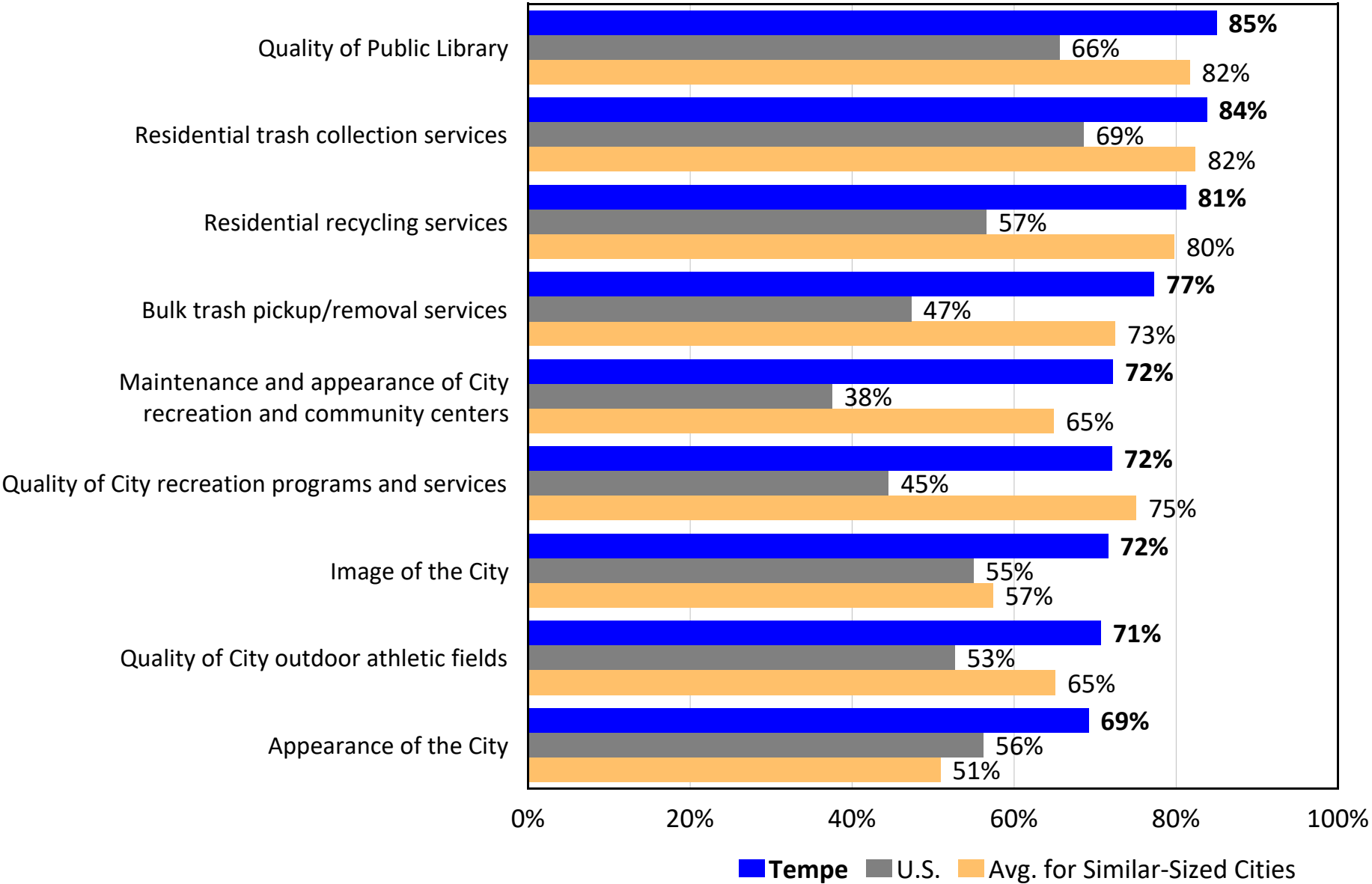
by percentage of respondents who rated the item as a 4 or 5 on a 5-point scale (excluding "Don't Know" responses)



Satisfaction With Quality of Life and City Services (1/2)

Tempe vs. U.S. vs. Similar-Sized Cities

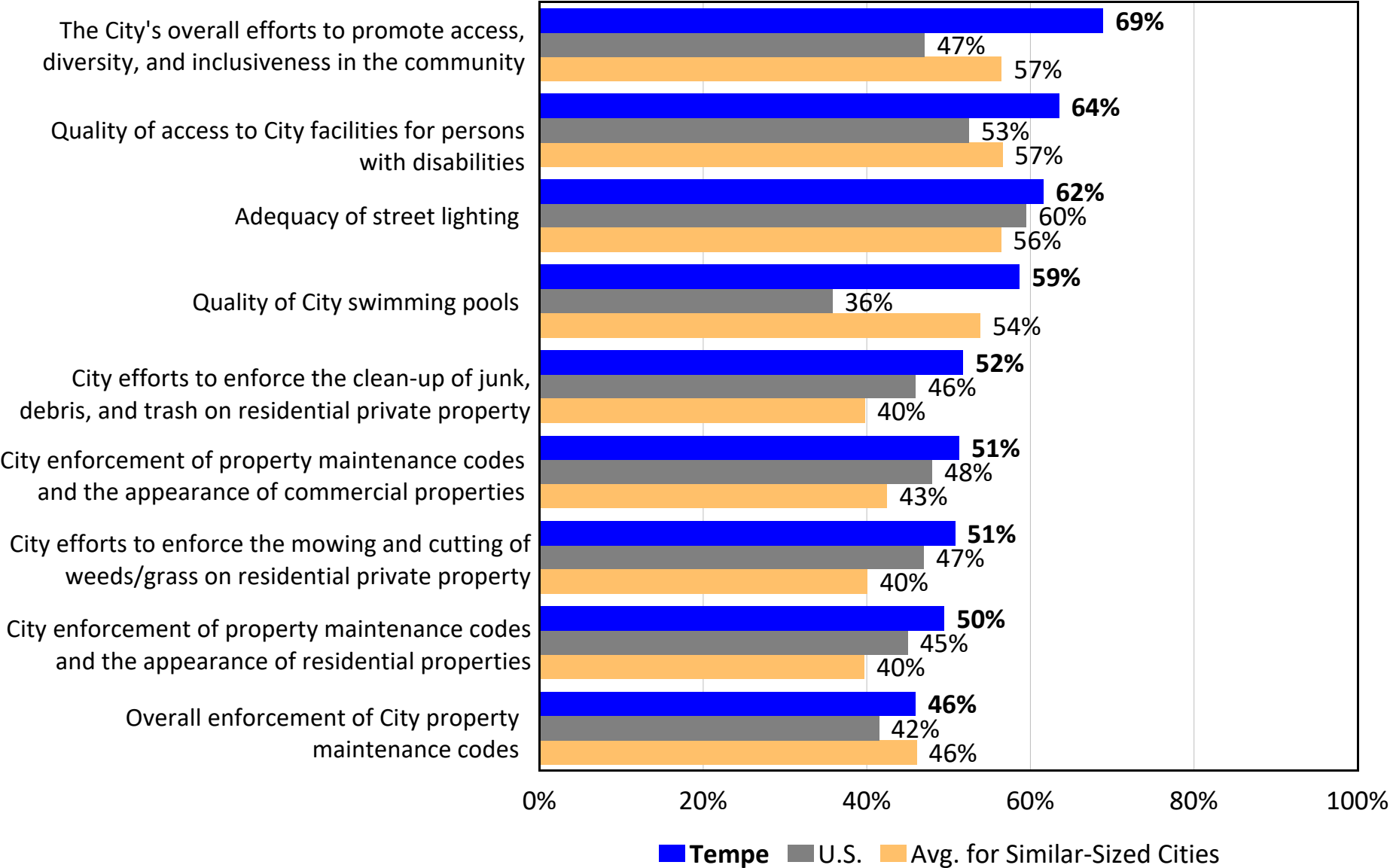
by percentage of respondents who rated the item as a 4 or 5 on a 5-point scale (excluding "Don't Know" responses)



Satisfaction With Quality of Life and City Services (2/2)

Tempe vs. U.S. vs. Similar-Sized Cities

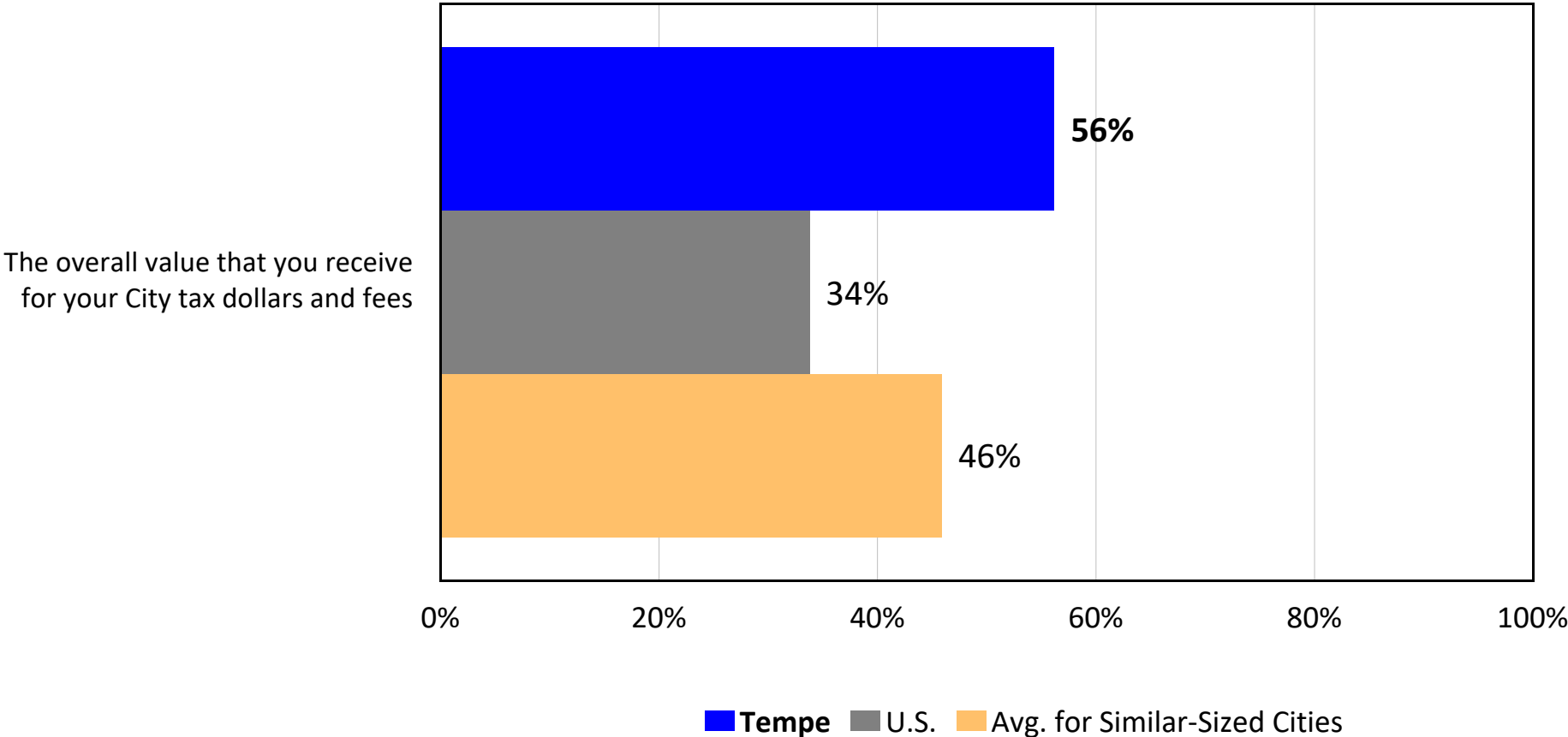
by percentage of respondents who rated the item as a 4 or 5 on a 5-point scale (excluding "Don't Know" responses)



Satisfaction With Aspects of the City's Financial Stability and Vitality

Tempe vs. U.S. vs. Similar-Sized Cities

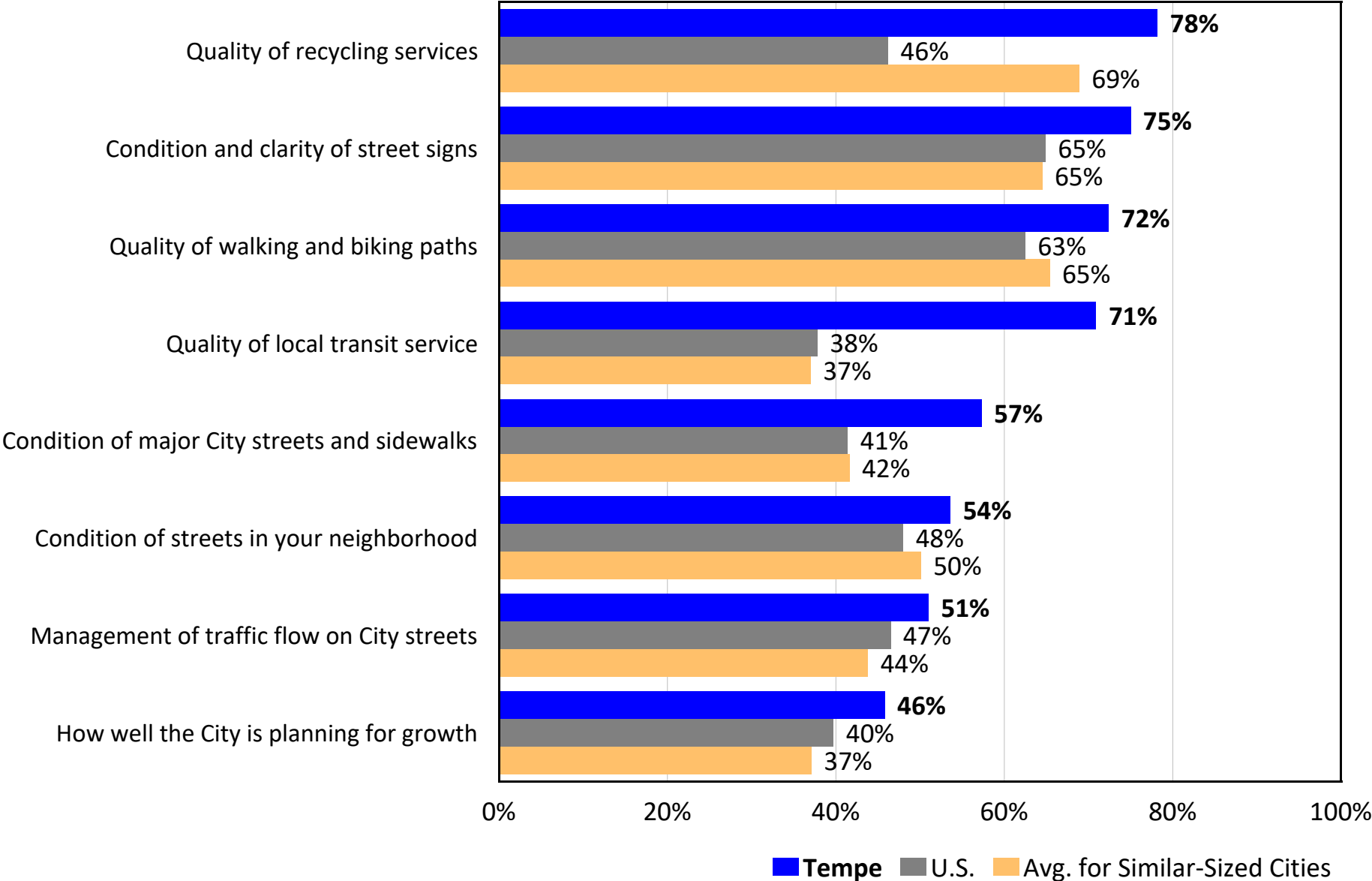
by percentage of respondents who rated the item as a 4 or 5 on a 5-point scale (excluding "Don't Know" responses)



Satisfaction With Sustainable Growth and Development

Tempe vs. U.S. vs. Similar-Sized Cities

by percentage of respondents who rated the item as a 4 or 5 on a 5-point scale (excluding "Don't Know" responses)

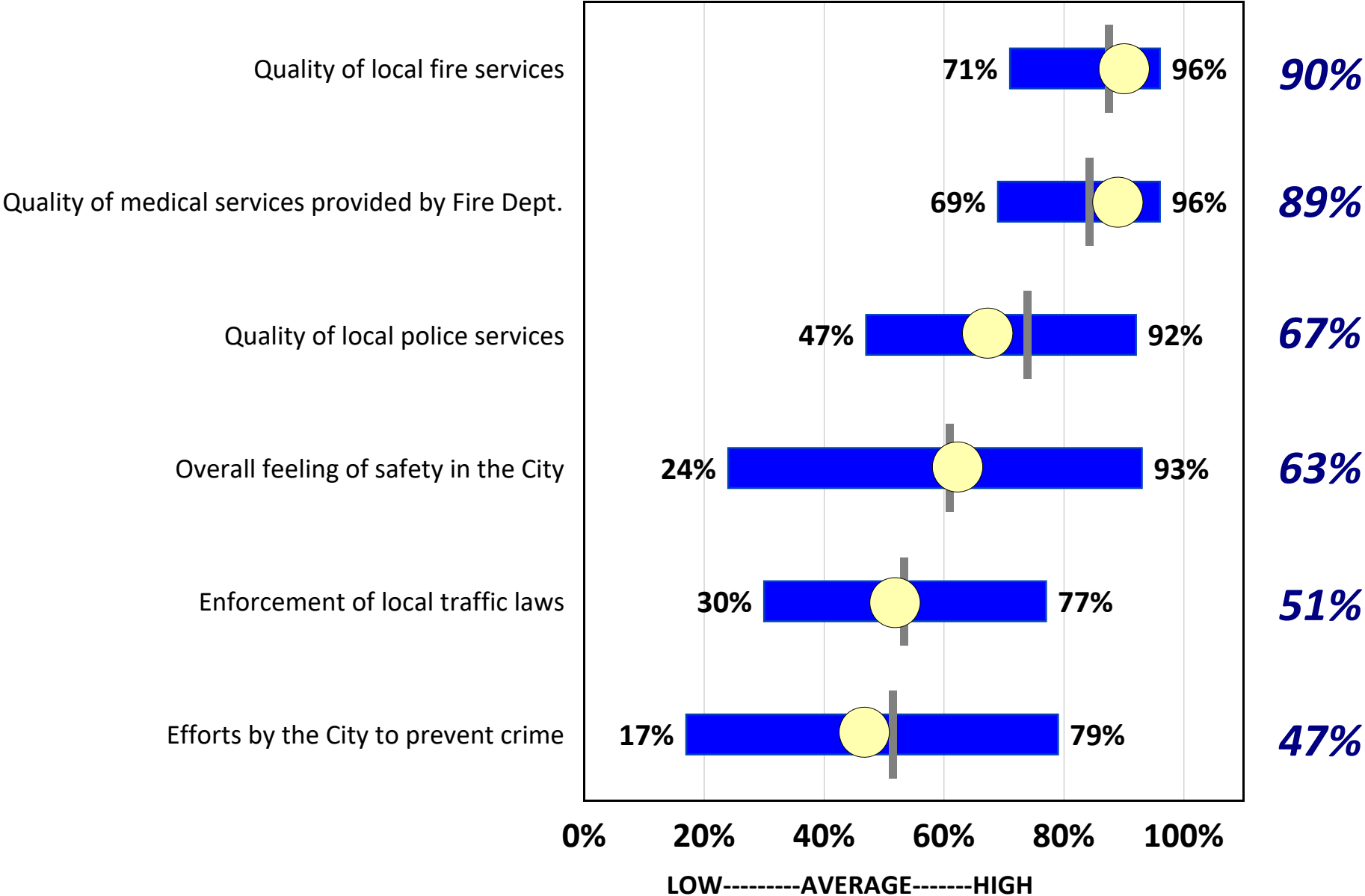


Ranges of Performance

Satisfaction With Public Safety

by percentage of respondents who rated the item as a 4 or 5 on a 5-point scale (excluding "Don't Know" responses)

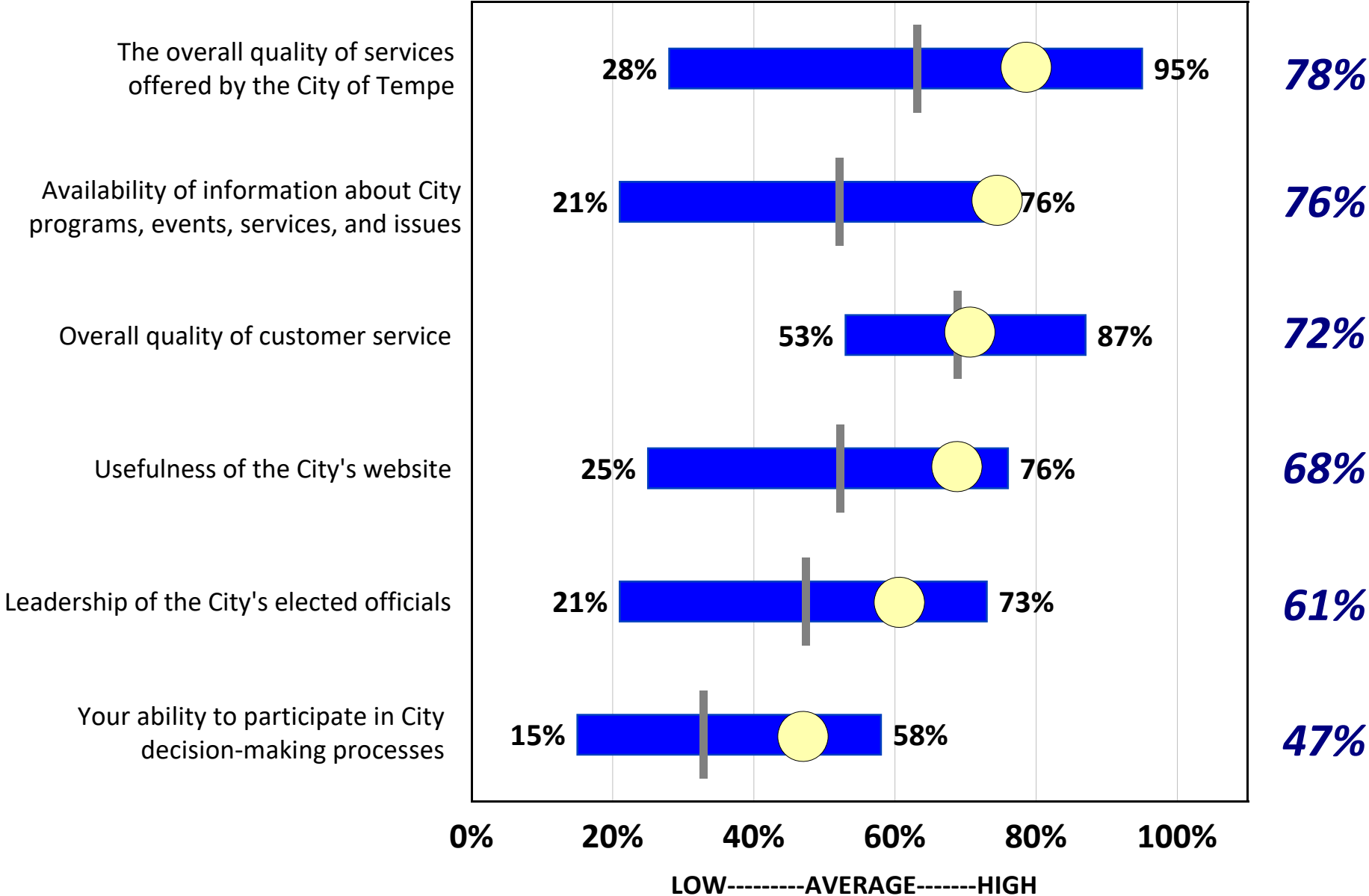
● Tempe, AZ



Satisfaction With Perceptions of the City

by percentage of respondents who rated the item as a 4 or 5 on a 5-point scale (excluding "Don't Know" responses)

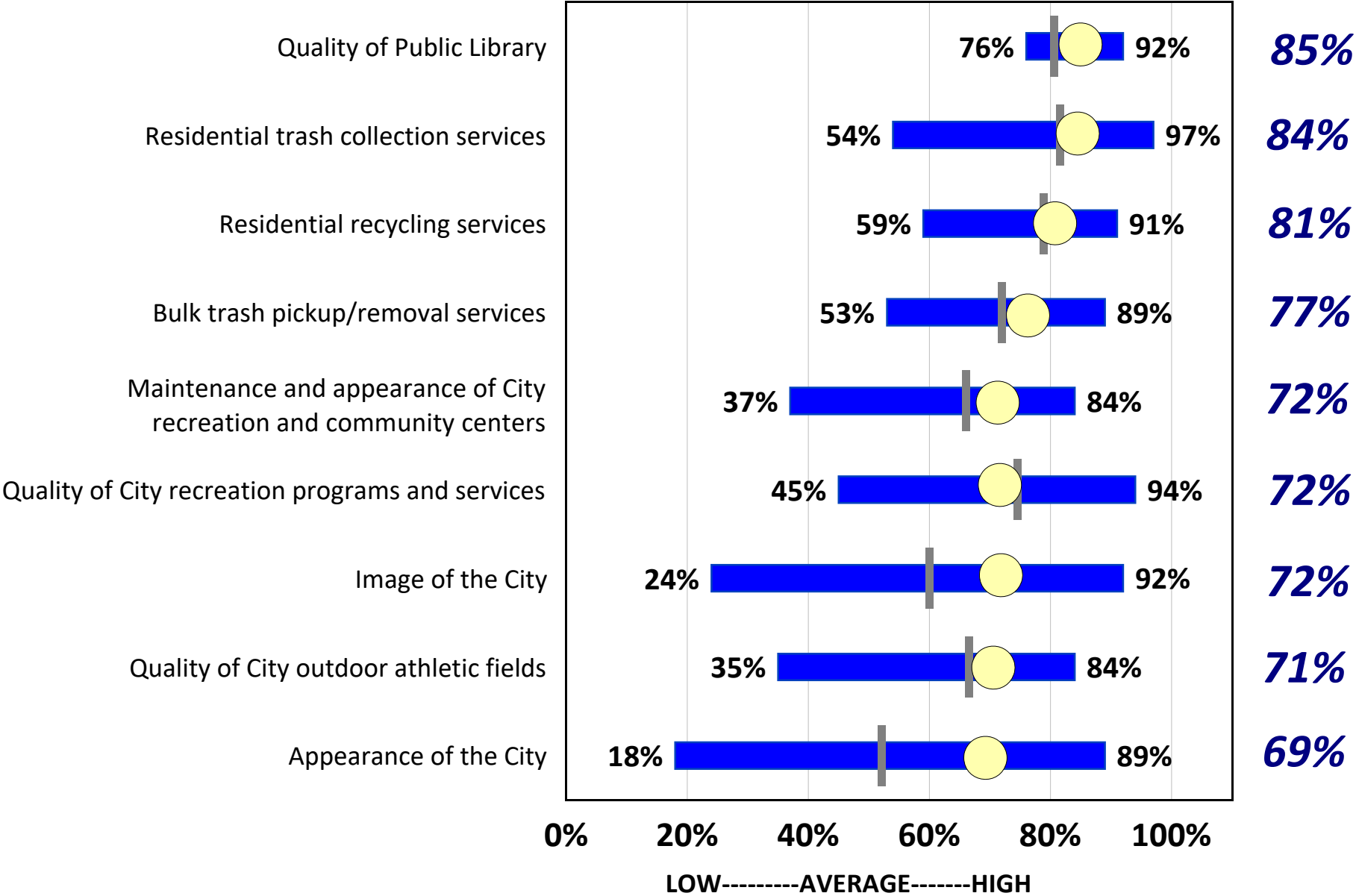
● Tempe, AZ



Satisfaction With Quality of Life and City Services (1/2)

by percentage of respondents who rated the item as a 4 or 5 on a 5-point scale (excluding “Don't Know” responses)

● Tempe, AZ



Satisfaction With Quality of Life and City Services (2/2)

by percentage of respondents who rated the item as a 4 or 5 on a 5-point scale (excluding "Don't Know" responses)

● Tempe, AZ

The City's overall efforts to promote access, diversity, and inclusiveness in the community

Quality of access to City facilities for persons with disabilities

Adequacy of street lighting

Quality of City swimming pools

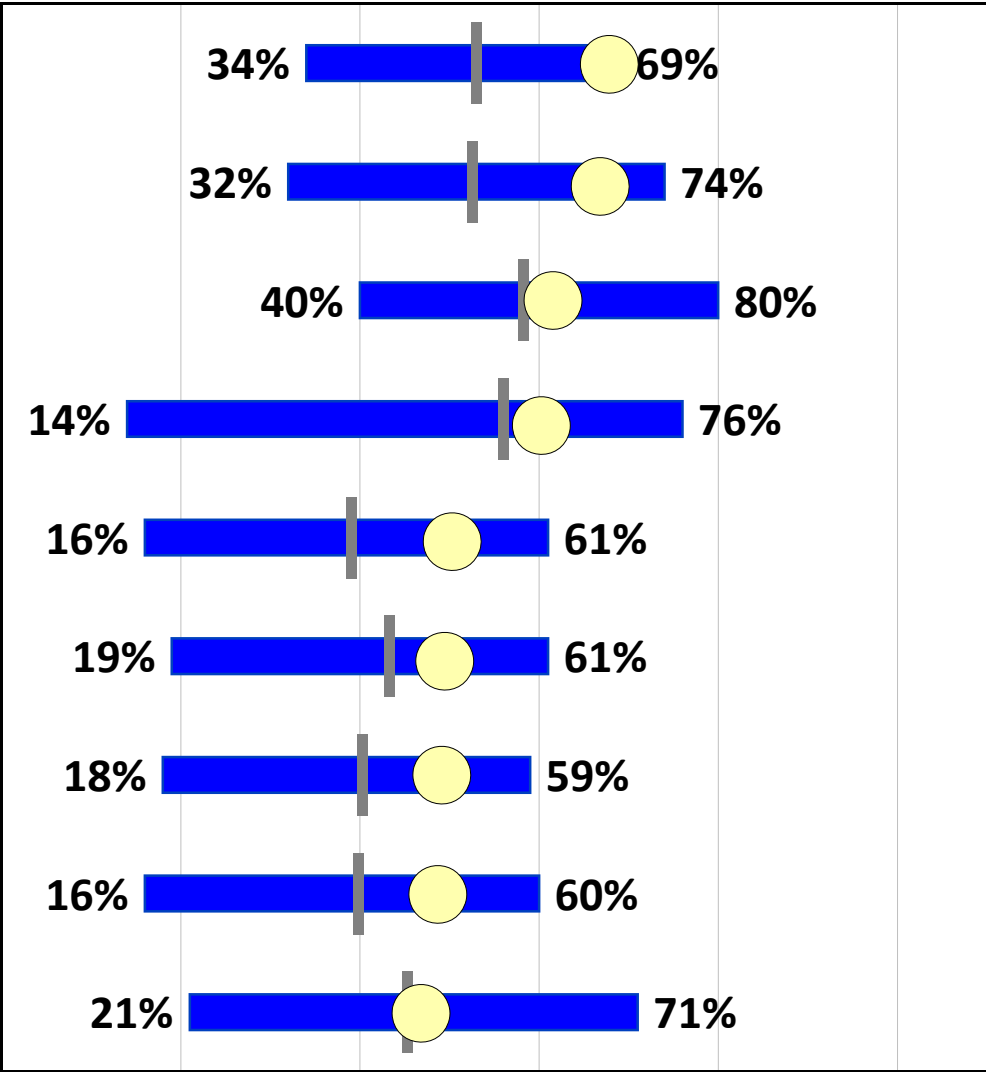
Efforts to enforce the clean-up of junk, debris, and trash on residential private property

Enforcement of property maintenance codes/appearance of commercial properties

City efforts to enforce the mowing and cutting of weeds/grass on residential private property

Enforcement of property maintenance codes and the appearance of residential properties

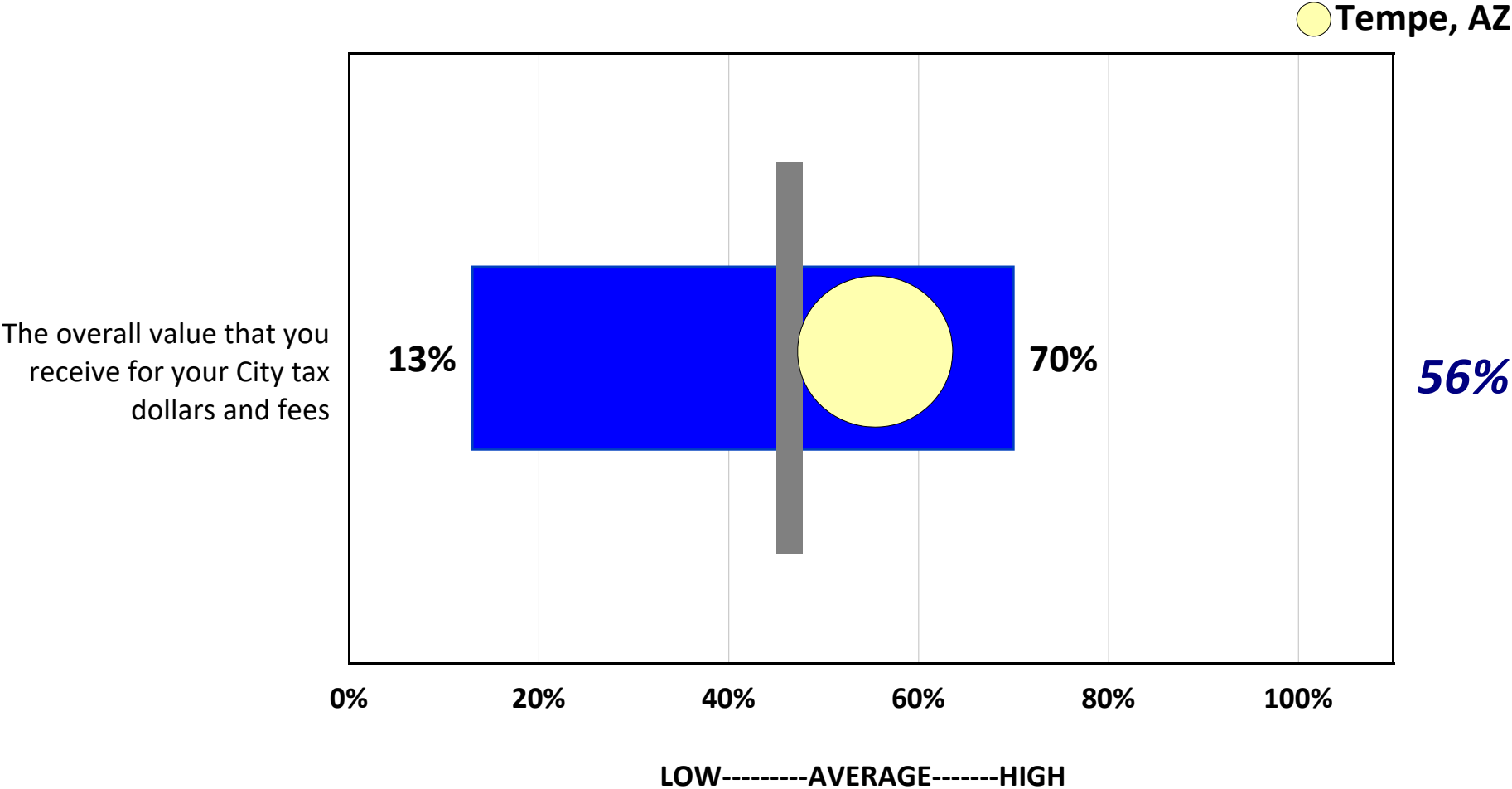
Overall enforcement of City property maintenance codes



0% 20% 40% 60% 80% 100%
LOW-----AVERAGE-----HIGH

Satisfaction With Aspects of the City's Financial Stability and Vitality

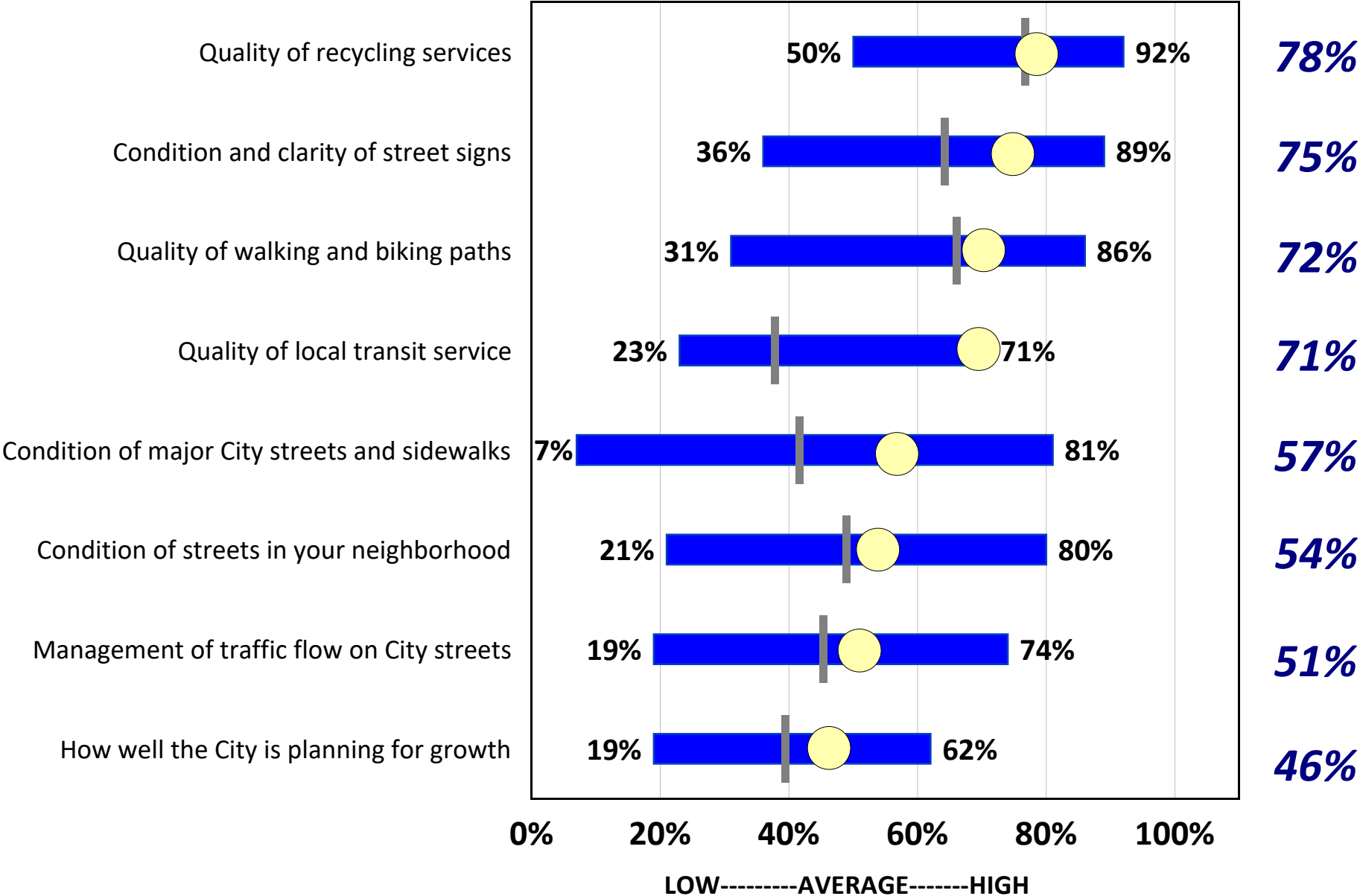
by percentage of respondents who rated the item as a 4 or 5 on a 5-point scale (excluding "Don't Know" responses)



Satisfaction With Sustainable Growth and Development

by percentage of respondents who rated the item as a 4 or 5 on a 5-point scale (excluding "Don't Know" responses)

● Tempe, AZ



A graphic consisting of a dark blue horizontal bar. On the left side of the bar is a white circle containing the number '4' in dark blue. To the right of the circle, the text 'Importance-Satisfaction Analysis' is written in white, bold, sans-serif font, with 'Importance-Satisfaction' on the top line and 'Analysis' on the bottom line.

4 Importance-Satisfaction Analysis

Importance-Satisfaction Analysis



Overview

Today, community leaders have limited resources which need to be targeted to activities that are of the most benefit to their citizens. Two of the most important criteria for decision making are (1) to target resources toward services of the highest importance to citizens; and (2) to target resources toward those services where citizens are the least satisfied.

The Importance-Satisfaction (I-S) rating is a unique tool that allows public officials to better understand both of these highly important decision-making criteria for each of the services they are providing. The Importance-Satisfaction (I-S) rating is based on the concept that public agencies will maximize overall customer satisfaction by emphasizing improvements in those areas where the level of satisfaction is relatively low, and the perceived importance of the service is relatively high.

The rating is calculated by summing the percentage of responses for items selected as the first, second, and third most important services for the City to provide. The sum is then multiplied by 1 minus the percentage of respondents who indicated they were positively satisfied with the City's performance in the related area (the sum of the ratings of 4 and 5 on a 5-point scale excluding "Don't Know" responses). "Don't Know" responses are excluded from the calculation to ensure the satisfaction ratings among service categories are comparable.

$$\text{I-S Rating} = \text{Importance} \times (1 - \text{Satisfaction})$$

Example of the Calculation

Respondents were asked to identify the major categories of City services that were most important to their household. One-third (33.2%) of the respondent households selected "*police services*" as one of the most important services to emphasize over the next year.

With regard to satisfaction, 67.1% of respondents surveyed rated "*police services*" as a "4" or "5" on a 5-point scale (where "5" means "Very Satisfied") excluding "Don't Know" responses. The I-S rating was calculated by multiplying the sum of the most important percentages by one minus the sum of the satisfaction percentages. In this example, 33.2% was multiplied by 32.9% (1-0.671). This calculation yielded an I-S rating of 0.1092, which ranked second out of fifteen categories of City services analyzed.

Importance-Satisfaction Analysis



The maximum rating is 1.00 and would be achieved when 100% of the respondents select an item as one of their top three choices of importance and 0% indicate they are positively satisfied with the delivery of the service.

The lowest rating is 0.00 and could be achieved under either of the following two situations:

- If 100% of the respondents were positively satisfied with the delivery of the service
- If none (0%) of the respondents selected the service as one of the three most important areas.

Interpreting the Ratings

Ratings that are greater than or equal to 0.20 identify areas that should receive significantly more emphasis over the next two years. Ratings from 0.10 to 0.20 identify service areas that should receive increased emphasis. Ratings less than 0.10 should continue to receive the current level of emphasis.

- Definitely Increase Emphasis (I-S > 0.20)
- Increase Current Emphasis (I-S = 0.10 - 0.20)
- Maintain Current Emphasis (I-S < 0.10)

A table showing the results for the City of Tempe is provided on the following page.

2022 Importance-Satisfaction Rating

Tempe, Arizona

Community Survey

Category of Service	Most Important %	Most Important Rank	Satisfaction %	Satisfaction Rank	Importance-Satisfaction Rating	I-S Rating Rank
High Priority (IS .10-.20)						
Social/human services	26%	2	53%	12	0.1243	1
Police services	33%	1	67%	9	0.1092	2
Medium Priority (IS <.10)						
Economic/business development	17%	5	51%	14	0.0809	3
Neighborhoods	22%	3	64%	10	0.0801	4
Traffic delays	10%	11	51%	15	0.0490	5
Traffic Safety (Vision Zero)	10%	10	51%	13	0.0489	6
Services for older adults (50+)	10%	9	53%	11	0.0466	7
Appearance of City	14%	6	69%	8	0.0425	8
Quality & safety of businesses & homes	17%	4	77%	4	0.0387	9
Parks	12%	7	70%	7	0.0369	10
Art, recreation programs, & library services	10%	8	74%	5	0.0275	11
Solid waste (trash)/recycling, and green organics/composting)	10%	12	78%	3	0.0212	12
Fire services	7%	13	90%	1	0.0072	13
Customer service	3%	15	72%	6	0.0071	14
Emergency medical services	4%	14	89%	2	0.0043	15

Note: The I-S Rating is calculated by multiplying the "Most Important" % by (1-'Satisfaction' %)

Most Important %:

The "Most Important" percentage represents the sum of the first, second, and third most important responses for each item. Respondents were asked to identify the item they think should be the top priority over the next year.

Satisfaction %:

The "Satisfaction" percentage represents the sum of the ratings "5" and "4" excluding 'don't knows.' Respondents ranked their level of satisfaction with each of the items on a scale of 5 to 1 with "5" being Very Satisfied and "1" being Very Dissatisfied.

© 2022 ETC Institute

Importance-Satisfaction Analysis



Importance-Satisfaction Matrix Analysis

The Importance-Satisfaction rating is based on the concept that public agencies will maximize overall customer satisfaction by emphasizing improvements in those areas where the level of satisfaction is relatively low, and the perceived importance of the service is relatively high. ETC Institute developed an Importance-Satisfaction Matrix to display the perceived importance of major services that were assessed on the survey against the perceived quality of service delivery. The two axes on the matrix represent Satisfaction (vertical) and relative Importance (horizontal).

The I-S (Importance-Satisfaction) matrix should be interpreted as follows.

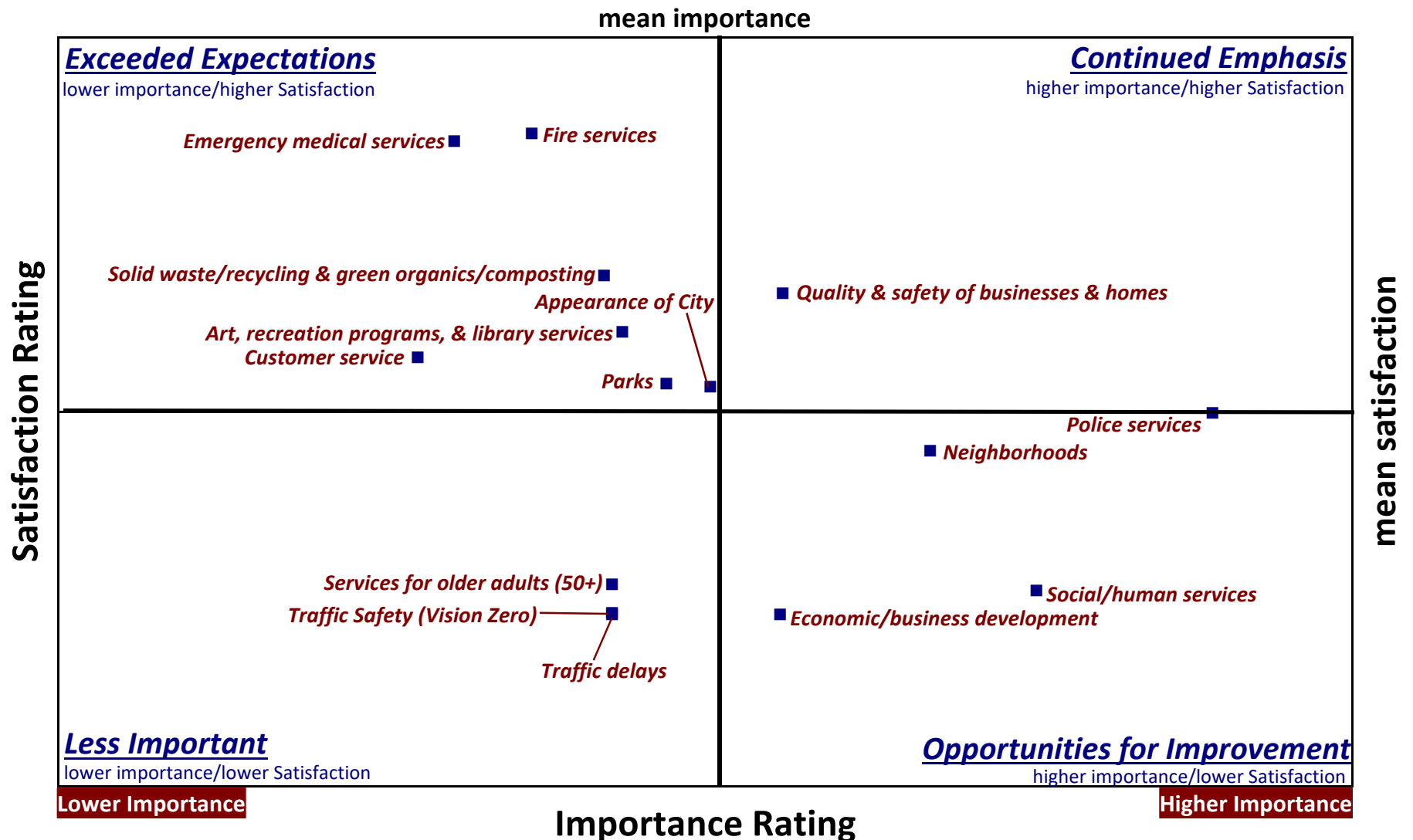
- **Continued Emphasis (above average importance and above average satisfaction).** This area shows where the City is meeting customer expectations. Items in this area have a significant impact on the customer's overall level of satisfaction. The City should maintain (or slightly increase) emphasis on items in this area.
- **Exceeding Expectations (below average importance and above average satisfaction).** This area shows where the City is performing significantly better than customers expect the City to perform. Items in this area do not significantly affect the overall level of satisfaction that residents have with City services. The City should maintain (or slightly decrease) emphasis on items in this area.
- **Opportunities for Improvement (above average importance and below average satisfaction).** This area shows where the City is not performing as well as residents expect the City to perform. This area has a significant impact on customer satisfaction, and the City should DEFINITELY increase emphasis on items in this area.
- **Less Important (below average importance and below average satisfaction).** This area shows where the City is not performing well relative to its performance in other areas; however, this area is generally considered to be less important to residents. This area does not significantly affect overall satisfaction with City services because the items are less important to residents. The agency should maintain current levels of emphasis on items in this area.

A matrix chart showing the results for the City of Tempe is provided on the following page.

City of Tempe Community Survey Importance-Satisfaction Assessment Matrix

-OVERALL-

(points on the graph show deviations from the mean importance and satisfaction ratings given by respondents to the survey)





5

Tabular Data & Survey Instrument

Q1. Please rate YOUR LEVEL OF SATISFACTION with each of the following using a scale of 5 to 1, where 5 means "Very Satisfied" and 1 means "Very Dissatisfied."

(N=934)

	Very satisfied	Satisfied	Neutral	Dissatisfied	Very dissatisfied	Don't know
Q1-1. Quality of local fire services	42.1%	21.8%	6.5%	0.7%	0.2%	28.6%
Q1-2. Quality of medical services provided by Fire Department	37.4%	18.3%	6.5%	0.4%	0.0%	37.4%
Q1-3. Quality of ambulance services	27.0%	17.9%	9.2%	0.9%	0.5%	44.5%
Q1-4. Quality of local police services	29.2%	29.3%	16.3%	7.8%	4.6%	12.7%
Q1-5. Enforcement of local traffic laws	17.6%	29.0%	25.4%	13.3%	5.9%	8.9%
Q1-6. Efforts by City to prevent crime	11.3%	28.6%	27.5%	12.4%	5.6%	14.6%
Q1-7. Overall feeling of safety in City	17.8%	44.5%	20.9%	11.8%	4.2%	0.9%
Q1-8. Feeling of safety in your neighborhood	26.3%	41.3%	16.8%	10.8%	4.3%	0.4%
Q1-9. Quality & safety of structures in your neighborhood	28.3%	46.0%	14.3%	5.8%	2.5%	3.1%

WITHOUT "DON'T KNOW"

Q1. Please rate YOUR LEVEL OF SATISFACTION with each of the following using a scale of 5 to 1, where 5 means "Very Satisfied" and 1 means "Very Dissatisfied." (without "don't know")

(N=934)

	Very satisfied	Satisfied	Neutral	Dissatisfied	Very dissatisfied
Q1-1. Quality of local fire services	58.9%	30.6%	9.1%	1.0%	0.3%
Q1-2. Quality of medical services provided by Fire Department	59.7%	29.2%	10.4%	0.7%	0.0%
Q1-3. Quality of ambulance services	48.6%	32.2%	16.6%	1.5%	1.0%
Q1-4. Quality of local police services	33.5%	33.6%	18.7%	9.0%	5.3%
Q1-5. Enforcement of local traffic laws	19.3%	31.8%	27.8%	14.6%	6.5%
Q1-6. Efforts by City to prevent crime	13.3%	33.5%	32.2%	14.5%	6.5%
Q1-7. Overall feeling of safety in City	17.9%	44.9%	21.1%	11.9%	4.2%
Q1-8. Feeling of safety in your neighborhood	26.5%	41.5%	16.9%	10.9%	4.3%
Q1-9. Quality & safety of structures in your neighborhood	29.2%	47.5%	14.8%	6.0%	2.5%

Q2(1-9). During the Day: Please rate how satisfied you are with the FEELING OF SAFETY you have in the following places.

(N=934)

	Very satisfied	Satisfied	Neutral	Dissatisfied	Very dissatisfied	Don't know
Q2-1. Neighborhood parks	24.5%	43.4%	14.3%	8.0%	3.7%	6.0%
Q2-2. City parks like Kiwanis & Tempe Beach	23.1%	37.4%	15.3%	8.2%	2.0%	13.9%
Q2-3. Desert parks like Papago, Evelyn Hallman, & Hayden Butte (A Mountain)	18.2%	33.1%	14.7%	4.9%	1.8%	27.3%
Q2-4. City athletic & recreational facilities	17.5%	29.8%	14.2%	2.1%	0.3%	36.1%
Q2-5. Tempe Public Library Complex	34.7%	35.4%	10.3%	4.3%	0.1%	15.2%
Q2-6. City Hall	19.1%	25.8%	14.8%	1.6%	0.5%	38.2%
Q2-7. Mill Avenue	14.1%	32.1%	24.6%	16.6%	3.3%	9.2%
Q2-8. Businesses (theaters, restaurants, retail shopping, workplace)	26.2%	48.1%	17.6%	4.9%	0.7%	2.5%
Q2-9. Within your home or neighborhood	33.1%	42.3%	13.3%	7.5%	2.1%	1.7%

WITHOUT "DON'T KNOW"

Q2(1-9). During the Day: Please rate how satisfied you are with the FEELING OF SAFETY you have in the following places. (without "don't know")

(N=934)

	Very satisfied	Satisfied	Neutral	Dissatisfied	Very dissatisfied
Q2-1. Neighborhood parks	26.1%	46.1%	15.3%	8.5%	4.0%
Q2-2. City parks like Kiwanis & Tempe Beach	26.9%	43.4%	17.8%	9.6%	2.4%
Q2-3. Desert parks like Papago, Evelyn Hallman, & Hayden Butte (A Mountain)	25.0%	45.5%	20.2%	6.8%	2.5%
Q2-4. City athletic & recreational facilities	27.3%	46.6%	22.3%	3.4%	0.5%
Q2-5. Tempe Public Library Complex	40.9%	41.8%	12.1%	5.1%	0.1%
Q2-6. City Hall	30.8%	41.8%	23.9%	2.6%	0.9%
Q2-7. Mill Avenue	15.6%	35.4%	27.1%	18.3%	3.7%
Q2-8. Businesses (theaters, restaurants, retail shopping, workplace)	26.9%	49.3%	18.0%	5.0%	0.8%
Q2-9. Within your home or neighborhood	33.7%	43.0%	13.5%	7.6%	2.2%

Q2(10-18). At Night: Please rate how satisfied you are with the FEELING OF SAFETY you have in the following places.

(N=934)

	Very satisfied	Satisfied	Neutral	Dissatisfied	Very dissatisfied	Don't know	N/A
Q2-10. Neighborhood parks	8.6%	22.9%	23.8%	15.4%	10.4%	14.3%	4.6%
Q2-11. City parks like Kiwanis & Tempe Beach	8.1%	20.8%	21.8%	16.2%	7.3%	19.1%	6.7%
Q2-12. Desert parks like Papago, Evelyn Hallman, & Hayden Butte (A Mountain)	6.0%	14.7%	21.6%	13.3%	6.6%	28.7%	9.1%
Q2-13. City athletic & recreational facilities	8.2%	20.4%	19.8%	6.2%	1.5%	32.0%	11.8%
Q2-14. Tempe Public Library Complex	15.6%	22.3%	16.1%	6.7%	1.9%	28.4%	9.0%
Q2-15. City Hall	9.9%	16.3%	18.2%	4.4%	1.3%	37.2%	12.8%
Q2-16. Mill Avenue	8.9%	25.5%	23.2%	18.4%	8.0%	12.0%	4.0%
Q2-17. Businesses (theaters, restaurants, retail shopping, workplace)	16.8%	44.4%	23.4%	7.4%	0.9%	6.2%	0.9%
Q2-18. Within your home or neighborhood	21.6%	44.4%	17.2%	9.1%	5.7%	1.9%	0.0%

WITHOUT "DON'T KNOW" OR "N/A"**Q2(10-18). At Night: Please rate how satisfied you are with the FEELING OF SAFETY you have in the following places. (without "don't know" or "N/A")**

(N=934)

	Very satisfied	Satisfied	Neutral	Dissatisfied	Very dissatisfied
Q2-10. Neighborhood parks	10.6%	28.3%	29.3%	19.0%	12.8%
Q2-11. City parks like Kiwanis & Tempe Beach	11.0%	28.0%	29.4%	21.8%	9.8%
Q2-12. Desert parks like Papago, Evelyn Hallman, & Hayden Butte (A Mountain)	9.6%	23.6%	34.8%	21.3%	10.7%
Q2-13. City athletic & recreational facilities	14.7%	36.4%	35.2%	11.0%	2.7%
Q2-14. Tempe Public Library Complex	25.0%	35.6%	25.6%	10.8%	3.1%
Q2-15. City Hall	19.7%	32.5%	36.4%	8.8%	2.6%
Q2-16. Mill Avenue	10.6%	30.3%	27.6%	21.9%	9.6%
Q2-17. Businesses (theaters, restaurants, retail shopping, workplace)	18.1%	47.8%	25.2%	7.9%	0.9%
Q2-18. Within your home or neighborhood	22.1%	45.3%	17.6%	9.3%	5.8%

Q3. Please indicate HOW OFTEN YOU WORRY about each of the following.

(N=934)

	Frequently	Occasionally	Rarely	Never	Don't know	N/A
Q3-1. Getting mugged	5.4%	30.7%	42.9%	20.0%	0.7%	0.2%
Q3-2. Having your home burglarized when you are not there	18.7%	37.0%	32.0%	11.1%	0.9%	0.2%
Q3-3. Being attacked or threatened with a weapon	9.5%	29.3%	39.9%	20.0%	1.1%	0.1%
Q3-4. Having your car stolen or broken into	25.2%	38.1%	24.7%	9.1%	1.1%	1.8%
Q3-5. Being a victim of identity theft	21.8%	36.5%	26.2%	13.2%	1.6%	0.6%

WITHOUT "DON'T KNOW" OR "N/A"**Q3. Please indicate HOW OFTEN YOU WORRY about each of the following. (without "don't know" or "N/A")**

(N=934)

	Frequently	Occasionally	Rarely	Never
Q3-1. Getting mugged	5.4%	31.0%	43.4%	20.2%
Q3-2. Having your home burglarized when you are not there	18.9%	37.4%	32.4%	11.3%
Q3-3. Being attacked or threatened with a weapon	9.6%	29.7%	40.4%	20.3%
Q3-4. Having your car stolen or broken into	25.9%	39.3%	25.5%	9.4%
Q3-5. Being a victim of identity theft	22.3%	37.3%	26.8%	13.5%

Q4-1. Have you been robbed, physically assaulted, or sexually assaulted in the past 6 months?

Q4-1. Have you been robbed, physically assaulted, or sexually assaulted	Number	Percent
Yes	42	4.5 %
No	892	95.5 %
Total	934	100.0 %

Q4-1a. Were the police informed or did they find out about this incident in any way?

Q4-1a. Were the police informed or did they find out about this incident in any way	Number	Percent
Yes	30	71.4 %
No	12	28.6 %
Total	42	100.0 %

Q4-2. Has anyone in your household age 12 or older had a vehicle stolen, property or cash stolen, or has your household been burglarized in the past 6 months?

Q4-2. Has anyone in your household age 12 or older had a vehicle stolen, property or cash stolen, or has your household been burglarized	Number	Percent
Yes	158	16.9 %
No	776	83.1 %
Total	934	100.0 %

Q4-2a. Were the police informed or did they find out about this incident in any way?

Q4-2a. Were the police informed or did they find out about this incident in any way	Number	Percent
Yes	111	70.3 %
No	47	29.7 %
Total	158	100.0 %

Q4a. What was the reason it was NOT REPORTED to the police?

Q4a. What was the reason it was not reported to police	Number	Percent
Police won't do anything	15	26.8 %
Not important	1	1.8 %
Nothing could be done/person wouldn't be found	30	53.6 %
Other	8	14.3 %
Not provided	2	3.6 %
Total	56	100.0 %

WITHOUT "NOT PROVIDED"**Q4a. What was the reason it was NOT REPORTED to the police? (without "not provided")**

Q4a. What was the reason it was not reported to police	Number	Percent
Police won't do anything	15	27.8 %
Not important	1	1.9 %
Nothing could be done/person wouldn't be found	30	55.6 %
Other	8	14.8 %
Total	54	100.0 %

Q4a-6. Other

- at that time he was on public transport and the stalker got off the bus.
- Court system lets bad guy out on OR. Bad guy skips court date. Repeat ad nauseum.
- No evidence perpetrators were, less than \$1,000
- Police need to do a better job on reporting dealing with assaults by Valley Metro Bus Drivers.
- replaced credit card
- Small things stolen from vehicle, not worth the time or effort to report and no physical damage to vehicle. Didn't feel it was a good use of resources to call police. If there had been damage or significant loss (financially) or felt scared for our safety, I would have definitely called.

Q6. Please rate your LEVEL OF SATISFACTION with each of the following.

(N=934)

	Very satisfied	Satisfied	Neutral	Dissatisfied	Very dissatisfied	Don't know	N/A
Q6-1. Overall quality of services offered by City of Tempe	25.9%	48.0%	16.2%	4.2%	0.6%	5.1%	0.0%
Q6-2. Leadership of City's elected officials	20.0%	34.9%	21.5%	8.7%	4.9%	9.5%	0.4%
Q6-3. How ethical City employees are in the way they conduct City business	16.0%	32.5%	20.0%	6.6%	2.8%	20.8%	1.3%
Q6-4. Availability of information about City programs, events, services, & issues	27.2%	44.6%	16.0%	5.1%	2.1%	4.7%	0.2%
Q6-5. Availability of information on water/wastewater (sewer) & solid waste rates	25.6%	43.5%	15.7%	4.2%	1.1%	8.5%	1.5%
Q6-6. Availability of information on recycling, composting, & water conservation program offerings	27.4%	41.4%	14.8%	7.6%	1.8%	6.1%	0.9%
Q6-7. How easy Tempe 311 One Call to City Hall is to use	14.3%	18.0%	13.2%	3.7%	2.0%	43.0%	5.7%
Q6-8. Overall usefulness of City's websites	16.5%	41.4%	20.9%	7.4%	1.8%	10.5%	1.5%
Q6-9. Usefulness of Tempe.gov (website)	18.1%	40.3%	19.2%	6.5%	1.6%	13.0%	1.4%
Q6-10. Usefulness of TempePublicLibrary.org (website)	20.7%	30.1%	14.0%	1.7%	0.0%	28.2%	5.4%
Q6-11. Usefulness of TempeCenterfortheArts.com (website)	11.8%	22.2%	14.7%	1.3%	0.2%	41.5%	8.4%
Q6-12. Tempe's online services (registration, payment, etc.)	19.4%	35.5%	16.7%	4.8%	0.5%	19.7%	3.3%
Q6-13. Your ability to participate in City decision-making processes	11.3%	25.7%	25.7%	10.1%	5.7%	19.2%	2.4%

Q6. Please rate your LEVEL OF SATISFACTION with each of the following.

	Very satisfied	Satisfied	Neutral	Dissatisfied	Very dissatisfied	Don't know	N/A
Q6-14. How well City treats residents regardless of age, disability, gender, or other characteristics	19.9%	35.4%	18.8%	7.1%	2.6%	15.0%	1.2%
Q6-15. Overall quality of customer service	19.3%	44.5%	19.7%	4.4%	1.2%	10.1%	0.9%

WITHOUT "DON'T KNOW" OR "N/A"**Q6. Please rate your LEVEL OF SATISFACTION with each of the following. (without "don't know" or "N/A")**

(N=934)

	Very satisfied	Satisfied	Neutral	Dissatisfied	Very dissatisfied
Q6-1. Overall quality of services offered by City of Tempe	27.3%	50.6%	17.0%	4.4%	0.7%
Q6-2. Leadership of City's elected officials	22.2%	38.8%	23.9%	9.6%	5.5%
Q6-3. How ethical City employees are in the way they conduct City business	20.5%	41.8%	25.7%	8.5%	3.6%
Q6-4. Availability of information about City programs, events, services, & issues	28.6%	47.0%	16.8%	5.4%	2.3%
Q6-5. Availability of information on water/wastewater (sewer) & solid waste rates	28.4%	48.3%	17.5%	4.6%	1.2%
Q6-6. Availability of information on recycling, composting, & water conservation program offerings	29.5%	44.5%	15.9%	8.2%	2.0%
Q6-7. How easy Tempe 311 One Call to City Hall is to use	28.0%	35.1%	25.7%	7.3%	4.0%
Q6-8. Overall usefulness of City's websites	18.7%	47.1%	23.7%	8.4%	2.1%
Q6-9. Usefulness of Tempe.gov (website)	21.1%	47.0%	22.4%	7.6%	1.9%
Q6-10. Usefulness of TempePublicLibrary.org (website)	31.1%	45.2%	21.1%	2.6%	0.0%
Q6-11. Usefulness of TempeCenterfortheArts.com (website)	23.5%	44.2%	29.3%	2.6%	0.4%
Q6-12. Tempe's online services (registration, payment, etc.)	25.2%	46.2%	21.7%	6.3%	0.7%
Q6-13. Your ability to participate in City decision-making processes	14.5%	32.7%	32.7%	12.8%	7.2%
Q6-14. How well City treats residents regardless of age, disability, gender, or other characteristics	23.8%	42.3%	22.5%	8.4%	3.1%
Q6-15. Overall quality of customer service	21.6%	50.0%	22.1%	4.9%	1.3%

Q7. Please rate your satisfaction with the following based on YOUR EXPERIENCE with Tempe 311.

(N=934)

	Very satisfied	Satisfied	Neutral	Dissatisfied	Very dissatisfied	Don't know	N/A
Q7-1. How courteous & respectful the call taker was	14.3%	10.5%	5.0%	0.7%	0.9%	59.7%	8.8%
Q7-2. Hours of service (7 am-5 pm) that 311 is available	9.3%	12.7%	6.2%	3.2%	0.7%	60.1%	7.7%
Q7-3. Ability of call taker to answer your question	9.7%	12.0%	6.7%	2.6%	0.5%	60.9%	7.5%
Q7-4. Call taker helped you resolve an issue to your satisfaction	9.3%	11.1%	6.2%	3.3%	1.3%	60.3%	8.5%

WITHOUT "DON'T KNOW" OR "N/A"**Q7. Please rate your satisfaction with the following based on YOUR EXPERIENCE with Tempe 311. (without "don't know" or "N/A")**

(N=934)

	Very satisfied	Satisfied	Neutral	Dissatisfied	Very dissatisfied
Q7-1. How courteous & respectful the call taker was	45.6%	33.3%	16.0%	2.4%	2.7%
Q7-2. Hours of service (7 am-5 pm) that 311 is available	28.9%	39.5%	19.3%	10.0%	2.3%
Q7-3. Ability of call taker to answer your question	30.8%	38.0%	21.4%	8.1%	1.7%
Q7-4. Call taker helped you resolve an issue to your satisfaction	29.8%	35.6%	19.9%	10.6%	4.1%

Q8. Please rate your satisfaction with the EASE OF ACCESS to each of the following.

(N=934)

	Very satisfied	Satisfied	Neutral	Dissatisfied	Very dissatisfied	Don't know	N/A
Q8-1. City Council meetings (schedules, agendas, minutes, videos)	9.4%	21.9%	19.0%	5.4%	2.0%	38.3%	4.0%
Q8-2. Boards & Commission meetings (schedules, agendas, minutes)	8.1%	18.8%	18.4%	5.7%	2.1%	42.8%	4.0%
Q8-3. City elections (election information & results, voter outreach)	18.7%	34.6%	16.0%	5.9%	1.3%	21.7%	1.8%
Q8-4. Campaign finance & lobbyist disclosures	4.8%	15.5%	19.5%	8.0%	3.9%	44.5%	3.7%
Q8-5. Open books (financial information)	4.5%	13.9%	19.8%	5.2%	2.2%	49.3%	5.0%
Q8-6. Open data	4.9%	12.5%	20.6%	5.5%	1.9%	49.8%	4.8%
Q8-7. City's performance on strategic plan	5.6%	18.0%	18.6%	7.5%	4.1%	43.0%	3.2%
Q8-8. City public meetings	8.7%	23.6%	20.4%	5.1%	2.5%	36.6%	3.1%

WITHOUT "DON'T KNOW" OR "N/A"**Q8. Please rate your satisfaction with the EASE OF ACCESS to each of the following. (without "don't know" or "N/A")**

(N=934)

	Very satisfied	Satisfied	Neutral	Dissatisfied	Very dissatisfied
Q8-1. City Council meetings (schedules, agendas, minutes, videos)	16.3%	38.0%	32.8%	9.3%	3.5%
Q8-2. Boards & Commission meetings (schedules, agendas, minutes)	15.3%	35.4%	34.6%	10.7%	4.0%
Q8-3. City elections (election information & results, voter outreach)	24.5%	45.2%	20.9%	7.7%	1.7%
Q8-4. Campaign finance & lobbyist disclosures	9.3%	30.0%	37.7%	15.5%	7.5%
Q8-5. Open books (financial information)	9.8%	30.4%	43.3%	11.5%	4.9%
Q8-6. Open data	10.8%	27.6%	45.3%	12.0%	4.2%
Q8-7. City's performance on strategic plan	10.4%	33.5%	34.7%	13.9%	7.6%
Q8-8. City public meetings	14.4%	39.1%	33.9%	8.5%	4.1%

Q9. Have you CONTACTED the City of Tempe during the past year?

<u>Q9. Have you contacted City of Tempe during past year</u>	<u>Number</u>	<u>Percent</u>
Yes	448	48.0 %
No	486	52.0 %
Total	934	100.0 %

Q9a. Please answer each of the following questions with regard to your overall experience.

(N=448)

	<u>Yes</u>	<u>No</u>	<u>Don't remember</u>
Q9a-1. Were you treated fairly	90.0%	6.3%	3.8%
Q9a-2. Did the employee listen to you carefully	88.8%	6.5%	4.7%
Q9a-3. Did the employee care about your well-being	67.4%	10.3%	22.3%
Q9a-4. Was the employee honest	78.1%	4.5%	17.4%
Q9a-5. Was the information you were given accurate	80.1%	9.6%	10.3%
Q9a-6. Did staff respond to your request quickly	74.6%	16.5%	8.9%

WITHOUT "DON'T REMEMBER"**Q9a. Please answer each of the following questions with regard to your overall experience. (without "don't remember")**

(N=448)

	<u>Yes</u>	<u>No</u>
Q9a-1. Were you treated fairly	93.5%	6.5%
Q9a-2. Did the employee listen to you carefully	93.2%	6.8%
Q9a-3. Did the employee care about your well-being	86.8%	13.2%
Q9a-4. Was the employee honest	94.6%	5.4%
Q9a-5. Was the information you were given accurate	89.3%	10.7%
Q9a-6. Did staff respond to your request quickly	81.9%	18.1%

Q10. Use of City Services and Facilities. Please CHECK ALL of the following services and facilities provided by the City that you or members of your household HAVE USED in the past 12 months.

Q10. All services & facilities provided by City your household has used in past 12 months	Number	Percent
Fire services	77	8.2 %
Tempe Public Library	481	51.5 %
Parks	733	78.5 %
Walking/biking trails	587	62.8 %
City athletic fields	168	18.0 %
Kid Zone	29	3.1 %
Police services	219	23.4 %
Bus, Orbit, light rail service, or streetcar	318	34.0 %
City golf courses	113	12.1 %
City swimming pools	63	6.7 %
Kiwanis Recreation Center	151	16.2 %
Tempe 311	220	23.6 %
Tempe History Museum	150	16.1 %
Tempe Center for the Arts	190	20.3 %
Recreation programs/services	117	12.5 %
Performing & Visual arts classes (Edna Arts classes, Free Art Friday)	52	5.6 %
Arts in the Parks	70	7.5 %
Household Products Collection Center	366	39.2 %
Escalante Multi-Generational Center	63	6.7 %
North Temple Multi-Generational Center	40	4.3 %
Westside Multi-Generational Center	9	1.0 %
Pyle Adult Recreation Center	107	11.5 %
Human services	32	3.4 %
Solid waste (trash), recycling, & green organics/composting	642	68.7 %
Residential/permitting	98	10.5 %
Emergency medical services	80	8.6 %
Total	5175	

Q11. Overall Priorities. Which THREE of the following do you think should be the City's top priorities over the next year?

<u>Q11. What should be City's top priorities over next year</u>	<u>Number</u>	<u>Percent</u>
Police services	310	33.2 %
Social/human services	247	26.4 %
Condition of City streets	230	24.6 %
City infrastructure (e.g., bridges, waterlines)	211	22.6 %
Neighborhoods	208	22.3 %
Quality & safety of businesses & homes	155	16.6 %
Economic/business development	154	16.5 %
Appearance of City	129	13.8 %
Water/wastewater (sewer)	126	13.5 %
Parks	113	12.1 %
Art, recreation programs, & library services	97	10.4 %
Services for older adults (50 yrs+)	93	10.0 %
Traffic safety (Vision Zero)	93	10.0 %
Traffic delays	93	10.0 %
Solid waste (trash), recycling, & green organics/composting	91	9.7 %
Fire services	64	6.9 %
Disability services	55	5.9 %
Multimodal (streetcar, bus, etc.)	54	5.8 %
Condition of City sidewalks	43	4.6 %
Emergency medical services	36	3.9 %
Transit service frequency	29	3.1 %
Historical preservation	27	2.9 %
Customer service	23	2.5 %
Fire prevention services	7	0.7 %
Maintenance of City buildings	6	0.6 %
Total	2694	

Q13. Please rate YOUR LEVEL OF SATISFACTION with each of the following.

(N=934)

	Very satisfied	Satisfied	Neutral	Dissatisfied	Very dissatisfied	Don't know	N/A
Q13-1. Appearance of City	15.7%	51.1%	17.2%	9.9%	2.6%	3.4%	0.1%
Q13-2. Image of City	21.0%	47.0%	16.9%	7.4%	2.6%	4.7%	0.4%
Q13-3. Quality of life in City	21.8%	50.1%	15.8%	6.3%	2.4%	3.5%	0.0%
Q13-4. City's overall efforts to promote access, diversity, & inclusiveness in the community	22.1%	36.6%	18.7%	5.8%	1.9%	13.4%	1.5%
Q13-5. Quality of access to City facilities for persons with disabilities	11.3%	25.1%	14.5%	4.5%	1.9%	35.8%	7.0%
Q13-6. Quality of services for persons with disabilities	9.5%	19.6%	15.3%	3.6%	2.1%	41.9%	7.9%
Q13-7. Quality of access to City parks for persons with disabilities	9.2%	22.6%	16.0%	2.8%	0.7%	41.4%	7.3%
Q13-8. Quality of neighborhood parks	15.6%	50.2%	16.7%	8.0%	3.0%	5.9%	0.5%
Q13-9. Maintenance of City parks	16.2%	48.8%	18.7%	7.4%	2.4%	6.1%	0.4%
Q13-10. Quality of larger City parks (e.g. Kiwanis, Tempe Beach, Town Lake, Papago)	19.8%	46.4%	15.0%	6.4%	1.0%	10.3%	1.2%
Q13-11. Quality of City recreation centers	12.0%	34.2%	14.1%	1.6%	0.3%	32.9%	4.9%
Q13-12. Maintenance & appearance of City recreation & community centers	13.0%	34.3%	15.1%	2.9%	0.2%	30.4%	4.2%
Q13-13. Quality of City swimming pools	7.3%	14.0%	12.3%	2.1%	0.5%	54.1%	9.6%
Q13-14. Quality of City outdoor athletic fields	10.1%	27.8%	13.5%	2.0%	0.2%	39.3%	7.1%
Q13-15. Quality of City golf courses	7.0%	19.4%	11.5%	1.6%	0.7%	49.4%	10.5%
Q13-16. Quality of City recreation programs & services	11.5%	30.1%	14.1%	1.6%	0.3%	35.3%	7.1%

Q13. Please rate YOUR LEVEL OF SATISFACTION with each of the following.

	Very satisfied	Satisfied	Neutral	Dissatisfied	Very dissatisfied	Don't know	N/A
Q13-17. Quality of City library programs & services	21.4%	35.3%	11.2%	1.8%	0.0%	26.2%	4.0%
Q13-18. Quality of Tempe Public Library	25.5%	38.0%	9.4%	1.8%	0.0%	21.8%	3.4%
Q13-19. Quality of Before & After School (Kid Zone) programs	6.1%	9.1%	9.0%	1.0%	0.2%	58.0%	16.6%
Q13-20. Quality of Tempe Center for the Arts programs	10.0%	23.2%	12.6%	2.0%	0.6%	42.4%	9.1%
Q13-21. Value of Public Art to City (e.g., art on streets, pathways, City buildings)	14.6%	31.3%	23.2%	4.9%	1.1%	21.9%	3.0%
Q13-22. Quality of Tempe History Museum exhibits & programs	12.6%	24.4%	13.7%	1.0%	0.1%	43.4%	4.8%
Q13-23. Quality of arts programs (e.g., Arts in the Parks, Edna Arts classes, Free Art Friday)	11.5%	21.3%	14.3%	1.0%	0.5%	44.4%	7.0%
Q13-24. Adequacy of street lighting	12.3%	44.8%	19.7%	11.9%	4.1%	6.5%	0.7%
Q13-25. Quality of landscape maintenance along streets/sidewalks	12.7%	44.3%	18.1%	13.9%	4.6%	5.7%	0.6%
Q13-26. Overall condition of your neighborhood	15.7%	45.1%	19.0%	11.9%	3.3%	4.7%	0.3%
Q13-27. Appearance of residential property	13.3%	46.0%	20.0%	11.0%	3.7%	5.1%	0.7%
Q13-28. Maintenance of private property	12.3%	41.3%	22.6%	11.9%	2.4%	7.7%	1.8%
Q13-29. Condition of the alley near your home (if applicable)	7.5%	20.9%	16.4%	14.3%	7.8%	13.9%	19.2%
Q13-30. City enforcement of alley maintenance codes	5.8%	19.8%	16.6%	14.6%	7.4%	22.7%	13.2%
Q13-31. Overall enforcement of City property maintenance codes	7.1%	27.6%	23.9%	12.4%	4.4%	21.6%	3.0%

Q13. Please rate YOUR LEVEL OF SATISFACTION with each of the following.

	Very satisfied	Satisfied	Neutral	Dissatisfied	Very dissatisfied	Don't know	N/A
Q13-32. City enforcement of property maintenance codes & appearance of commercial properties	7.8%	32.3%	25.4%	8.9%	4.0%	19.3%	2.4%
Q13-33. City enforcement of property maintenance codes & appearance of residential properties	7.7%	33.2%	24.6%	11.9%	5.2%	15.5%	1.8%
Q13-34. City enforcement of allowable construction work hours (Summer 6am-7pm, Winter 7am-7pm)	13.7%	41.0%	17.7%	4.6%	2.2%	18.6%	2.1%
Q13-35. City efforts to enforce clean-up of junk, debris, & trash on residential private property	9.1%	31.9%	19.7%	12.4%	6.1%	18.6%	2.1%
Q13-36. City efforts to enforce mowing & cutting of weeds/grass on residential private property	9.4%	30.8%	22.1%	12.0%	5.0%	18.1%	2.6%
Q13-37. City efforts to enforce deteriorated landscape maintenance on residential private property	7.5%	25.9%	21.9%	14.6%	5.4%	22.5%	2.2%
Q13-38. Value of Special Events to City	16.7%	35.1%	19.1%	2.6%	1.5%	21.6%	3.4%
Q13-39. Access to human services/social services	8.4%	19.3%	17.2%	5.2%	2.1%	41.6%	6.1%
Q13-40. Tempe's engagement & inclusion of those living with dementia, their care partners, & their families	5.2%	14.0%	13.2%	2.1%	1.5%	55.1%	8.8%
Q13-41. Residential trash collection services	31.9%	45.4%	9.3%	4.4%	1.3%	7.3%	0.4%
Q13-42. Residential recycling services	30.9%	44.3%	11.1%	4.6%	1.7%	6.5%	0.7%
Q13-43. Bulk trash pickup/removal services	30.0%	39.2%	10.0%	7.4%	2.9%	9.7%	0.9%

WITHOUT "DON'T KNOW" OR "N/A"**Q13. Please rate YOUR LEVEL OF SATISFACTION with each of the following. (without "don't know" or "N/A")**

(N=934)

	Very satisfied	Satisfied	Neutral	Dissatisfied	Very dissatisfied
Q13-1. Appearance of City	16.3%	52.9%	17.9%	10.2%	2.7%
Q13-2. Image of City	22.1%	49.5%	17.8%	7.8%	2.7%
Q13-3. Quality of life in City	22.6%	51.9%	16.4%	6.5%	2.4%
Q13-4. City's overall efforts to promote access, diversity, & inclusiveness in the community	25.9%	43.0%	22.0%	6.8%	2.3%
Q13-5. Quality of access to City facilities for persons with disabilities	19.8%	43.7%	25.2%	7.9%	3.4%
Q13-6. Quality of services for persons with disabilities	19.0%	39.0%	30.5%	7.2%	4.3%
Q13-7. Quality of access to City parks for persons with disabilities	18.0%	44.1%	31.1%	5.4%	1.5%
Q13-8. Quality of neighborhood parks	16.7%	53.7%	17.8%	8.6%	3.2%
Q13-9. Maintenance of City parks	17.3%	52.2%	20.0%	7.9%	2.5%
Q13-10. Quality of larger City parks (e.g. Kiwanis, Tempe Beach, Town Lake, Papago)	22.4%	52.4%	16.9%	7.3%	1.1%
Q13-11. Quality of City recreation centers	19.3%	54.9%	22.7%	2.6%	0.5%
Q13-12. Maintenance & appearance of City recreation & community centers	19.8%	52.4%	23.1%	4.4%	0.3%
Q13-13. Quality of City swimming pools	20.1%	38.6%	33.9%	5.9%	1.5%
Q13-14. Quality of City outdoor athletic fields	18.8%	51.9%	25.1%	3.8%	0.4%
Q13-15. Quality of City golf courses	17.3%	48.3%	28.5%	4.0%	1.9%
Q13-16. Quality of City recreation programs & services	19.9%	52.2%	24.5%	2.8%	0.6%
Q13-17. Quality of City library programs & services	30.7%	50.6%	16.1%	2.6%	0.0%
Q13-18. Quality of Tempe Public Library	34.1%	50.9%	12.6%	2.4%	0.0%
Q13-19. Quality of Before & After School (Kid Zone) programs	24.1%	35.9%	35.4%	3.8%	0.8%

WITHOUT "DON'T KNOW" OR "N/A"**Q13. Please rate YOUR LEVEL OF SATISFACTION with each of the following. (without "don't know" or "N/A")**

	Very satisfied	Satisfied	Neutral	Dissatisfied	Very dissatisfied
Q13-20. Quality of Tempe Center for the Arts programs	20.5%	47.9%	26.0%	4.2%	1.3%
Q13-21. Value of Public Art to City (e.g., art on streets, pathways, City buildings)	19.4%	41.7%	31.0%	6.6%	1.4%
Q13-22. Quality of Tempe History Museum exhibits & programs	24.4%	47.1%	26.4%	1.9%	0.2%
Q13-23. Quality of arts programs (e.g., Arts in the Parks, Edna Arts classes, Free Art Friday)	23.6%	43.8%	29.5%	2.0%	1.1%
Q13-24. Adequacy of street lighting	13.3%	48.3%	21.2%	12.8%	4.4%
Q13-25. Quality of landscape maintenance along streets/sidewalks	13.6%	47.3%	19.3%	14.9%	4.9%
Q13-26. Overall condition of your neighborhood	16.6%	47.5%	20.0%	12.5%	3.5%
Q13-27. Appearance of residential property	14.1%	48.9%	21.3%	11.7%	4.0%
Q13-28. Maintenance of private property	13.6%	45.7%	25.0%	13.1%	2.6%
Q13-29. Condition of the alley near your home (if applicable)	11.2%	31.2%	24.5%	21.4%	11.7%
Q13-30. City enforcement of alley maintenance codes	9.0%	30.9%	25.9%	22.7%	11.5%
Q13-31. Overall enforcement of City property maintenance codes	9.4%	36.6%	31.7%	16.5%	5.8%
Q13-32. City enforcement of property maintenance codes & appearance of commercial properties	10.0%	41.3%	32.4%	11.3%	5.1%
Q13-33. City enforcement of property maintenance codes & appearance of residential properties	9.3%	40.2%	29.8%	14.4%	6.3%
Q13-34. City enforcement of allowable construction work hours (Summer 6am-7pm, Winter 7am-7pm)	17.3%	51.8%	22.3%	5.8%	2.8%
Q13-35. City efforts to enforce clean-up of junk, debris, & trash on residential private property	11.5%	40.3%	24.9%	15.7%	7.7%

WITHOUT "DON'T KNOW" OR "N/A"**Q13. Please rate YOUR LEVEL OF SATISFACTION with each of the following. (without "don't know" or "N/A")**

	Very satisfied	Satisfied	Neutral	Dissatisfied	Very dissatisfied
Q13-36. City efforts to enforce mowing & cutting of weeds/grass on residential private property	11.9%	38.9%	27.8%	15.1%	6.3%
Q13-37. City efforts to enforce deteriorated landscape maintenance on residential private property	10.0%	34.4%	29.2%	19.3%	7.1%
Q13-38. Value of Special Events to City	22.3%	46.9%	25.4%	3.4%	2.0%
Q13-39. Access to human services/social services	16.0%	36.9%	33.0%	10.0%	4.1%
Q13-40. Tempe's engagement & inclusion of those living with dementia, their care partners, & their families	14.5%	38.9%	36.5%	5.9%	4.2%
Q13-41. Residential trash collection services	34.6%	49.2%	10.1%	4.8%	1.4%
Q13-42. Residential recycling services	33.4%	47.8%	12.0%	5.0%	1.8%
Q13-43. Bulk trash pickup/removal services	33.5%	43.8%	11.1%	8.3%	3.2%

Q14. To support an age-friendly community (50 yrs+), which THREE of the following do you think should be the City's top priorities over the next year?

Q14. What should be City's top priorities over next year	Number	Percent
Housing options for life stages	490	52.5 %
Public transportation options	321	34.4 %
Communication & information	313	33.5 %
Volunteer opportunities	253	27.1 %
Opportunities to socialize	229	24.5 %
Work opportunities	225	24.1 %
Opportunities for engaging with different generations	201	21.5 %
Public outdoor places to gather	176	18.8 %
Participate in community decision-making	170	18.2 %
City buildings to gather	107	11.5 %
Total	2485	

Q15. Which of the following do you use to get information about the City of Tempe?

Q15. What do you use to get information about City of Tempe	Number	Percent
Tempe 11 (Cable TV)	66	7.1 %
Recreation Opportunities Brochure	212	22.7 %
City websites	590	63.2 %
Water bill newsletter (Tempe Today)	602	64.5 %
City social media (Twitter, Facebook, Instagram, Nextdoor)	254	27.2 %
City videos (on YouTube, City website, social media)	72	7.7 %
TV news	324	34.7 %
City meetings (virtual)	62	6.6 %
City email subscriptions	153	16.4 %
Tempe 311 (by phone, website, mobile app)	121	13.0 %
Radio news	143	15.3 %
Newspapers	226	24.2 %
Total	2825	

Q16. Please rate YOUR LEVEL OF SATISFACTION with each of the following.

(N=934)

	Very satisfied	Satisfied	Neutral	Dissatisfied	Very dissatisfied	Don't know	N/A
Q16-1. Direction City is heading	14.3%	38.0%	19.1%	13.9%	6.5%	8.0%	0.1%
Q16-2. City efforts to keep residents informed about City's budget	10.4%	29.9%	24.1%	11.7%	2.7%	20.0%	1.3%
Q16-3. City's financial information is accessible & transparent	9.5%	22.6%	22.1%	8.4%	2.4%	33.6%	1.5%
Q16-4. Overall value that you receive for your City tax dollars & fees	12.2%	37.2%	23.0%	10.1%	5.4%	11.8%	0.4%
Q16-5. Opportunities to provide input & feedback in the budget process through public forums, online budget forums, & public budget meetings	10.5%	23.8%	23.2%	8.2%	3.1%	29.2%	1.9%
Q16-6. Financial stability of City	11.5%	30.6%	19.3%	4.8%	2.5%	30.3%	1.1%

WITHOUT "DON'T KNOW" OR "N/A"**Q16. Please rate YOUR LEVEL OF SATISFACTION with each of the following. (without "don't know" or "N/A")**

(N=934)

	Very satisfied	Satisfied	Neutral	Dissatisfied	Very dissatisfied
Q16-1. Direction City is heading	15.6%	41.4%	20.7%	15.2%	7.1%
Q16-2. City efforts to keep residents informed about City's budget	13.2%	38.0%	30.6%	14.8%	3.4%
Q16-3. City's financial information is accessible & transparent	14.7%	34.8%	34.0%	12.9%	3.6%
Q16-4. Overall value that you receive for your City tax dollars & fees	13.9%	42.3%	26.2%	11.5%	6.1%
Q16-5. Opportunities to provide input & feedback in the budget process through public forums, online budget forums, & public budget meetings	15.2%	34.5%	33.7%	12.0%	4.5%
Q16-6. Financial stability of City	16.7%	44.6%	28.1%	7.0%	3.6%

Q17. Please rate YOUR LEVEL OF SATISFACTION with each of the following.

(N=934)

	Very satisfied	Satisfied	Neutral	Dissatisfied	Very dissatisfied	Don't know	N/A
Q17-1. How well City is planning for growth	9.3%	26.4%	17.9%	16.2%	8.2%	21.0%	1.0%
Q17-2. City's sustainability programs, which are designed to promote water, energy, & natural resource conservation	11.1%	32.7%	21.4%	11.0%	4.0%	19.1%	0.7%
Q17-3. Condition of streets in your neighborhood	11.5%	39.7%	19.0%	17.3%	7.9%	4.5%	0.1%
Q17-4. Condition of major City streets & sidewalks	10.4%	44.0%	18.4%	16.7%	5.4%	5.0%	0.1%
Q17-5. Condition & clarity of street signs	16.7%	54.6%	16.2%	6.4%	1.2%	4.7%	0.2%
Q17-6. Management of traffic flow on City streets	8.6%	39.8%	25.5%	14.5%	6.4%	5.0%	0.2%
Q17-7. Quality of local transit service (bus, rail, Orbit, streetcar)	13.6%	39.9%	14.3%	5.2%	2.4%	19.4%	5.1%
Q17-8. Quality of walking & biking paths	15.4%	47.6%	15.0%	7.2%	1.8%	10.1%	2.9%
Q17-9. Quality of recycling services	24.1%	47.8%	13.3%	5.4%	1.4%	7.3%	0.9%
Q17-10. Quality of green organics collection & compost program	18.7%	30.4%	13.6%	5.7%	2.7%	23.7%	5.2%
Q17-11. Overall quality of new commercial development in City, including architecture & design	10.3%	32.0%	22.2%	12.7%	5.7%	15.2%	1.9%
Q17-12. Quality of your internet service provider	9.3%	35.1%	21.8%	15.8%	10.5%	6.6%	0.7%
Q17-13. Quality of water conservation programs	8.1%	30.2%	24.3%	12.1%	3.9%	19.9%	1.5%
Q17-14. Quality of energy conservation programs	6.7%	29.2%	26.1%	9.6%	3.2%	22.9%	2.1%
Q17-15. Quality of land use & green space programs	7.2%	27.3%	21.3%	11.9%	4.4%	25.6%	2.4%

Q17. Please rate YOUR LEVEL OF SATISFACTION with each of the following.

	Very satisfied	Satisfied	Neutral	Dissatisfied	Very dissatisfied	Don't know	N/A
Q17-16. Quality of climate change initiatives such as shaded bus stops & tree canopies	8.7%	30.4%	24.7%	13.6%	4.6%	16.5%	1.5%
Q17-17. City efforts to promote redevelopment of distressed commercial centers in my Character Area (the area I live)	5.7%	20.7%	24.8%	11.6%	2.6%	30.8%	3.9%
Q17-18. City enforcement of construction codes for business properties	5.1%	22.8%	19.5%	4.5%	1.7%	42.2%	4.2%
Q17-19. City enforcement of construction codes for residential properties	5.4%	23.4%	19.6%	5.7%	3.2%	38.3%	4.4%
Q17-20. City efforts to enforce required building permits for business properties	5.7%	18.7%	18.5%	2.5%	1.7%	48.0%	4.9%
Q17-21. City efforts to enforce required building permits for residential properties	5.4%	19.3%	18.6%	4.1%	3.3%	44.6%	4.7%
Q17-22. Management of traffic during construction	5.9%	33.1%	24.0%	16.4%	9.0%	11.1%	0.5%

WITHOUT "DON'T KNOW" OR "N/A"**Q17. Please rate YOUR LEVEL OF SATISFACTION with each of the following. (without "don't know" or "N/A")**

(N=934)

	Very satisfied	Satisfied	Neutral	Dissatisfied	Very dissatisfied
Q17-1. How well City is planning for growth	11.9%	33.9%	22.9%	20.7%	10.6%
Q17-2. City's sustainability programs, which are designed to promote water, energy, & natural resource conservation	13.9%	40.7%	26.7%	13.8%	4.9%
Q17-3. Condition of streets in your neighborhood	12.0%	41.6%	19.9%	18.2%	8.3%
Q17-4. Condition of major City streets & sidewalks	10.9%	46.4%	19.4%	17.6%	5.6%
Q17-5. Condition & clarity of street signs	17.6%	57.4%	17.0%	6.8%	1.2%
Q17-6. Management of traffic flow on City streets	9.0%	42.0%	26.9%	15.3%	6.8%
Q17-7. Quality of local transit service (bus, rail, Orbit, streetcar)	18.0%	52.9%	19.0%	7.0%	3.1%
Q17-8. Quality of walking & biking paths	17.7%	54.7%	17.2%	8.2%	2.1%
Q17-9. Quality of recycling services	26.2%	52.0%	14.5%	5.8%	1.5%
Q17-10. Quality of green organics collection & compost program	26.4%	42.8%	19.1%	8.0%	3.8%
Q17-11. Overall quality of new commercial development in City, including architecture & design	12.4%	38.6%	26.7%	15.4%	6.8%
Q17-12. Quality of your internet service provider	10.1%	37.9%	23.6%	17.1%	11.3%
Q17-13. Quality of water conservation programs	10.4%	38.4%	30.9%	15.4%	4.9%
Q17-14. Quality of energy conservation programs	9.0%	39.0%	34.9%	12.9%	4.3%
Q17-15. Quality of land use & green space programs	10.0%	37.9%	29.6%	16.5%	6.1%
Q17-16. Quality of climate change initiatives such as shaded bus stops & tree canopies	10.6%	37.1%	30.2%	16.6%	5.6%

WITHOUT "DON'T KNOW" OR "N/A"**Q17. Please rate YOUR LEVEL OF SATISFACTION with each of the following. (without "don't know" or "N/A")**

	Very satisfied	Satisfied	Neutral	Dissatisfied	Very dissatisfied
Q17-17. City efforts to promote redevelopment of distressed commercial centers in my Character Area (the area I live)	8.7%	31.6%	38.0%	17.7%	3.9%
Q17-18. City enforcement of construction codes for business properties	9.6%	42.5%	36.3%	8.4%	3.2%
Q17-19. City enforcement of construction codes for residential properties	9.3%	40.9%	34.2%	9.9%	5.6%
Q17-20. City efforts to enforce required building permits for business properties	12.0%	39.8%	39.3%	5.2%	3.6%
Q17-21. City efforts to enforce required building permits for residential properties	10.6%	38.1%	36.8%	8.0%	6.6%
Q17-22. Management of traffic during construction	6.7%	37.5%	27.2%	18.5%	10.2%

Q18. When creating Tempe's General Plan 2050, please rank in order of importance the issues facing the community, where 1 is "Most Important" and 5 is "Least Important."

(N=934)

	Most important	2	3	4	Least important	Not provided
Q18-1. Land use	16.2%	24.5%	13.3%	23.6%	13.7%	8.8%
Q18-2. Sustainability	24.1%	16.5%	16.0%	19.0%	15.7%	8.8%
Q18-3. Mobility	11.1%	16.9%	19.3%	20.8%	21.7%	10.2%
Q18-4. Housing	24.7%	18.4%	21.1%	14.2%	12.1%	9.4%
Q18-5. Economic development	15.6%	15.6%	21.6%	12.3%	24.6%	10.2%

WITHOUT "NOT PROVIDED"

Q18. When creating Tempe's General Plan 2050, please rank in order of importance the issues facing the community, where 1 is "Most Important" and 5 is "Least Important." (without "not provided")

(N=934)

	Most important	2	3	4	Least important
Q18-1. Land use	17.7%	26.9%	14.6%	25.8%	15.0%
Q18-2. Sustainability	26.4%	18.1%	17.5%	20.8%	17.3%
Q18-3. Mobility	12.4%	18.8%	21.5%	23.1%	24.2%
Q18-4. Housing	27.3%	20.3%	23.3%	15.7%	13.4%
Q18-5. Economic development	17.4%	17.4%	24.1%	13.7%	27.4%

Q19. HOUSING: When thinking about population growth, please rank in order of importance the types of new housing Tempe should encourage over the next 30 years, where 1 is "Most Important" and 5 is "Least Important."

(N=934)

	Most important	2	3	4	Least important	Not provided
Q19-1. Detached homes, townhomes, & condominiums	45.3%	15.1%	10.9%	8.2%	9.7%	10.7%
Q19-2. Homes above shops or offices	14.7%	23.9%	24.8%	16.8%	8.0%	11.8%
Q19-3. Small apartment & condominium developments	12.6%	28.9%	27.7%	13.5%	4.5%	12.7%
Q19-4. Mid-rise apartment, & condominium development	9.6%	14.6%	16.9%	39.9%	5.9%	13.1%
Q19-5. High-rise apartment & condominium development	7.7%	5.9%	6.7%	7.8%	58.1%	13.7%

WITHOUT "NOT PROVIDED"

Q19. HOUSING: When thinking about population growth, please rank in order of importance the types of new housing Tempe should encourage over the next 30 years, where 1 is "Most Important" and 5 is "Least Important." (without "not provided")

(N=934)

	Most important	2	3	4	Least important
Q19-1. Detached homes, townhomes, & condominiums	50.7%	16.9%	12.2%	9.2%	10.9%
Q19-2. Homes above shops or offices	16.6%	27.1%	28.2%	19.1%	9.1%
Q19-3. Small apartment & condominium developments	14.5%	33.1%	31.8%	15.5%	5.2%
Q19-4. Mid-rise apartment, & condominium development	11.1%	16.7%	19.5%	45.9%	6.8%
Q19-5. High-rise apartment & condominium development	8.9%	6.8%	7.8%	9.1%	67.4%

Q22. Please answer each of the following by circling yes or no.

(N=934)

	Yes	No	Not provided
Q22-1. Does your home have an alley	55.1%	41.0%	3.9%
Q22-2. Do you have cable television	39.3%	58.9%	1.8%
Q22-3. Do you have access to internet at home	95.4%	3.5%	1.1%
Q22-4. Do you have a smart phone	92.9%	5.6%	1.5%
Q22-5. Are you a full-time student	9.1%	87.3%	3.6%
Q22-6. Have you visited Downtown Tempe during past year	77.7%	18.4%	3.9%
Q22-7. Have you used public transit during past year	39.5%	56.4%	4.1%
Q22-8. Do you, or a member of your household have a disability	16.1%	82.2%	1.7%
Q22-9. Do you own your home	60.3%	39.0%	0.7%

WITHOUT "NOT PROVIDED"**Q22. Please answer each of the following by circling yes or no. (without "not provided")**

(N=934)

	Yes	No
Q22-1. Does your home have an alley	57.3%	42.7%
Q22-2. Do you have cable television	40.0%	60.0%
Q22-3. Do you have access to internet at home	96.4%	3.6%
Q22-4. Do you have a smart phone	94.3%	5.7%
Q22-5. Are you a full-time student	9.4%	90.6%
Q22-6. Have you visited Downtown Tempe during past year	80.8%	19.2%
Q22-7. Have you used public transit during past year	41.2%	58.8%
Q22-8. Do you, or a member of your household have a disability	16.3%	83.7%
Q22-9. Do you own your home	60.7%	39.3%

Q23. Approximately how many years have you lived in Tempe?

Q23. How many years have you lived in Tempe	Number	Percent
Less than 6 months	25	2.7 %
6 months-5 years	170	18.2 %
6-10 years	151	16.2 %
11-20 years	162	17.3 %
20+ years	416	44.5 %
Not provided	10	1.1 %
Total	934	100.0 %

WITHOUT "NOT PROVIDED"**Q23. Approximately how many years have you lived in Tempe? (without "not provided")**

Q23. How many years have you lived in Tempe	Number	Percent
Less than 6 months	25	2.7 %
6 months-5 years	170	18.4 %
6-10 years	151	16.3 %
11-20 years	162	17.5 %
20+ years	416	45.0 %
Total	924	100.0 %

Q24. What is your age?

Q24. Your age	Number	Percent
18-34	218	23.3 %
35-44	155	16.6 %
45-54	202	21.6 %
55-64	171	18.3 %
65-74	104	11.1 %
75+	47	5.0 %
Not provided	37	4.0 %
Total	934	100.0 %

WITHOUT "NOT PROVIDED"**Q24. What is your age? (without "not provided")**

Q24. Your age	Number	Percent
18-34	218	24.3 %
35-44	155	17.3 %
45-54	202	22.5 %
55-64	171	19.1 %
65-74	104	11.6 %
75+	47	5.2 %
Total	897	100.0 %

Q25. What gender do you identify with?

Q25. Your gender	Number	Percent
Male	457	48.9 %
Female	466	49.9 %
Non-conforming	5	0.5 %
Prefer not to answer	6	0.6 %
Total	934	100.0 %

WITHOUT "PREFER NOT TO ANSWER"**Q25. What gender do you identify with? (without "prefer not to answer")**

Q25. Your gender	Number	Percent
Male	457	49.2 %
Female	466	50.2 %
Non-conforming	5	0.5 %
Total	928	100.0 %

Q26. How many children in each of the following age groups live in Tempe with you?

	Mean	Sum
number	1.7	669
Ages 0-5	0.5	178
Ages 6-13	0.7	260
Ages 14-17	0.6	231

Q27. Which of the following best describes your race/ethnicity?

Q27. Your race/ethnicity	Number	Percent
Asian or Asian Indian	79	8.5 %
Black or African American	91	9.7 %
American Indian or Alaska Native	16	1.7 %
White	592	63.4 %
Native Hawaiian or other Pacific Islander	4	0.4 %
Hispanic, Spanish, or Latino/a/x	207	22.2 %
Other	19	2.0 %
Total	1008	

Q27-7. Self-describe your race/ethnicity:

Q27-7. Self-describe your race/ethnicity	Number	Percent
Scandinavian	3	15.8 %
Mixed	3	15.8 %
More than one	3	15.8 %
MEXICAN	3	15.8 %
Black & Middle Eastern	2	10.5 %
Hungarian	2	10.5 %
Scandinavian, Norse	1	5.3 %
Multi-racial Indigenous Latina	1	5.3 %
Black, White and Jewish	1	5.3 %
Total	19	100.0 %

Q28. Primary language spoken at your home:

Q28. Primary language	Number	Percent
English	857	91.8 %
Spanish	30	3.2 %
Other	15	1.6 %
Not provided	32	3.4 %
Total	934	100.0 %

WITHOUT "NOT PROVIDED"**Q28. Primary language spoken at your home: (without "not provided")**

Q28. Primary language	Number	Percent
English	857	95.0 %
Spanish	30	3.3 %
Other	15	1.7 %
Total	902	100.0 %

Q28-3. Other

Q28-3. Other primary language	Number	Percent
Chinese	5	33.3 %
Arabic	2	13.3 %
Korean	1	6.7 %
Urdu	1	6.7 %
French	1	6.7 %
Polish	1	6.7 %
Tagalog	1	6.7 %
Farsi	1	6.7 %
German	1	6.7 %
Russian	1	6.7 %
Total	15	100.0 %

Q29. Which of the following best describes your home?

Q29. Which following best describes your home	Number	Percent
Single-family	733	78.5 %
Other	198	21.2 %
Not provided	3	0.3 %
Total	934	100.0 %

WITHOUT "NOT PROVIDED"**Q29. Which of the following best describes your home? (without "not provided")**

Q29. Which following best describes your home	Number	Percent
Single-family	733	78.7 %
Other	198	21.3 %
Total	931	100.0 %

Q30. What barriers do you feel are preventing you from using the internet to connect with education, government services, social media, and information?

Q30. What barriers are preventing you from using internet to connect with education, government services, social media, & information	Number	Percent
Cost of service	155	16.6 %
I don't know how to find what I need	105	11.2 %
Training & education on how to use the internet	42	4.5 %
Lack of or inadequate devices	25	2.7 %
Lack of choice for internet providers	206	22.1 %
Other	69	7.4 %
Total	602	

Q31. What is the highest level of education that you have completed?

Q31. Highest level of education you have completed	Number	Percent
Less than high school	20	2.1 %
High school	89	9.5 %
Some college	218	23.3 %
4-year college	328	35.1 %
Graduate degree	257	27.5 %
Not provided	22	2.4 %
Total	934	100.0 %

WITHOUT "NOT PROVIDED"**Q31. What is the highest level of education that you have completed? (without "not provided")**

Q31. Highest level of education you have completed	Number	Percent
Less than high school	20	2.2 %
High school	89	9.8 %
Some college	218	23.9 %
4-year college	328	36.0 %
Graduate degree	257	28.2 %
Total	912	100.0 %

Q32. What is your household income?

<u>Q32. What is your household income</u>	<u>Number</u>	<u>Percent</u>
Less than \$10K	52	5.6 %
\$10K to \$14,999	50	5.4 %
\$15K to \$24,999	54	5.8 %
\$25K to \$34,999	73	7.8 %
\$35K to \$49,999	86	9.2 %
\$50K to \$74,999	136	14.6 %
\$75K to \$99,999	131	14.0 %
\$100K to \$149,999	100	10.7 %
\$150K to \$199,999	78	8.4 %
\$200K+	53	5.7 %
<u>Not provided</u>	<u>121</u>	<u>13.0 %</u>
Total	934	100.0 %

WITHOUT "NOT PROVIDED"**Q32. What is your household income? (without "not provided")**

<u>Q32. What is your household income</u>	<u>Number</u>	<u>Percent</u>
Less than \$10K	52	6.4 %
\$10K to \$14,999	50	6.2 %
\$15K to \$24,999	54	6.6 %
\$25K to \$34,999	73	9.0 %
\$35K to \$49,999	86	10.6 %
\$50K to \$74,999	136	16.7 %
\$75K to \$99,999	131	16.1 %
\$100K to \$149,999	100	12.3 %
\$150K to \$199,999	78	9.6 %
\$200K+	53	6.5 %
Total	813	100.0 %

Q33. Please imagine a ladder with steps numbered from zero at the bottom to 10 at the top. The top of the ladder (10) represents the best possible life for you and the bottom of the ladder (0) represents the worst possible life for you. On which step of the ladder would you say you personally feel you stand at this time?

Q33. What do you feel about your personal life now	Number	Percent
Best possible life	57	6.1 %
9	105	11.2 %
8	239	25.6 %
7	210	22.5 %
6	118	12.6 %
5	75	8.0 %
4	29	3.1 %
3	17	1.8 %
2	1	0.1 %
1	4	0.4 %
Not provided	79	8.5 %
Total	934	100.0 %

WITHOUT "NOT PROVIDED"

Q33. Please imagine a ladder with steps numbered from zero at the bottom to 10 at the top. The top of the ladder (10) represents the best possible life for you and the bottom of the ladder (0) represents the worst possible life for you. On which step of the ladder would you say you personally feel you stand at this time? (without "not provided")

Q33. What do you feel about your personal life now	Number	Percent
Best possible life	57	6.7 %
9	105	12.3 %
8	239	28.0 %
7	210	24.6 %
6	118	13.8 %
5	75	8.8 %
4	29	3.4 %
3	17	2.0 %
2	1	0.1 %
1	4	0.5 %
Total	855	100.0 %

Q34. On which step (0 to 10) do you think you will stand about five years from now?

Q34. What will you stand about five years from now	Number	Percent
Best possible life	130	13.9 %
9	190	20.3 %
8	217	23.2 %
7	105	11.2 %
6	59	6.3 %
5	68	7.3 %
4	37	4.0 %
3	17	1.8 %
2	4	0.4 %
1	11	1.2 %
Not provided	96	10.3 %
Total	934	100.0 %

WITHOUT "NOT PROVIDED"**Q34. On which step (0 to 10) do you think you will stand about five years from now? (without "not provided")**

Q34. What will you stand about five years from now	Number	Percent
Best possible life	130	15.5 %
9	190	22.7 %
8	217	25.9 %
7	105	12.5 %
6	59	7.0 %
5	68	8.1 %
4	37	4.4 %
3	17	2.0 %
2	4	0.5 %
1	11	1.3 %
Total	838	100.0 %



City of Tempe
P.O. Box 5002
31 East Fifth Street
Tempe, AZ 85280
480-350-8225

Dear Fellow Tempe Resident,

Re: 2022 City of Tempe Survey

On behalf of the Tempe City Council, thank you for your on-going involvement in our community. This letter is a request for your assistance in building an even better Tempe. Your input on the enclosed survey is extremely important because it ensures that the City's priorities reflect the needs of our residents.

Corey Woods
Mayor

Jennifer Adams
Councilmember

Arlene Chin
Councilmember

Doreen Garlid
Councilmember

Berdetta Hodge
Councilmember

Randy Keating
Councilmember

Joel Navarro
Councilmember

We realize the survey takes time to complete, but every question is important. My council colleagues and I use the information gathered by the survey to inform our decisions that affect a wide range of City services, including public safety, parks, recreation, economic development, code enforcement, and others.


Your responses also will allow City leadership and staff to identify and address many of the opportunities and challenges facing our community. Please return your completed survey sometime during the week if possible and return it in the enclosed postage-paid envelope. Your responses will remain confidential.

If you prefer, you may complete the survey on-line at www.tempe.gov/communitysurvey.

The results of this survey, along with previous years' surveys, can be found on our website: www.tempe.gov/surveys.

Please call Wydale K. Holmes, Strategic Initiatives Manager, at (480) 350-5312 with any questions. City staff will be pleased to answer them. Thank you again for taking the time to help make Tempe an even more amazing city.

Sincerely,


Corey Woods
Mayor

2022 City of Tempe Community Survey

Please take a few minutes to complete this survey and thank you for your participation. Your input is an important part of the City's ongoing effort to identify ways to improve the quality of City services. Your responses will remain completely confidential. If you don't know about a program or have not used a service, please mark "Don't Know" rather than "Neutral." If you prefer to complete the survey online, please go to tempe.gov/CommunitySurvey.



1. Please rate YOUR LEVEL OF SATISFACTION with each of the following using a scale of 5 to 1, where 5 means "Very Satisfied" and 1 means "Very Dissatisfied."

		Very Satisfied	Satisfied	Neutral	Dissatisfied	Very Dissatisfied	Don't Know	N/A
1.	Quality of local fire services	5	4	3	2	1	9	0
2.	Quality of medical services provided by the Fire Department	5	4	3	2	1	9	0
3.	Quality of ambulance services	5	4	3	2	1	9	0
4.	Quality of local police services	5	4	3	2	1	9	0
5.	Enforcement of local traffic laws	5	4	3	2	1	9	0
6.	Efforts by the City to prevent crime	5	4	3	2	1	9	0
7.	Overall feeling of safety in the City	5	4	3	2	1	9	0
8.	Feeling of safety in your neighborhood	5	4	3	2	1	9	0
9.	Quality and safety of structures in your neighborhood	5	4	3	2	1	9	0

2. Please rate how satisfied you are with the FEELING OF SAFETY you have in the following places.

During the Day:		Very Satisfied	Satisfied	Neutral	Dissatisfied	Very Dissatisfied	Don't Know	N/A
1.	Neighborhood parks	5	4	3	2	1	9	0
2.	City parks like Kiwanis and Tempe Beach	5	4	3	2	1	9	0
3.	Desert parks like Papago, Evelyn Hallman, and Hayden Butte (A Mountain)	5	4	3	2	1	9	0
4.	City athletic and recreational facilities	5	4	3	2	1	9	0
5.	Tempe Public Library Complex	5	4	3	2	1	9	0
6.	City Hall	5	4	3	2	1	9	0
7.	Mill Avenue	5	4	3	2	1	9	0
8.	Businesses (theaters, restaurants, retail shopping, workplace)	5	4	3	2	1	9	0
9.	Within your home or neighborhood	5	4	3	2	1	9	0
At Night:								
10.	Neighborhood parks	5	4	3	2	1	9	0
11.	City parks like Kiwanis and Tempe Beach	5	4	3	2	1	9	0
12.	Desert parks like Papago, Evelyn Hallman, and Hayden Butte (A Mountain)	5	4	3	2	1	9	0
13.	City athletic and recreational facilities	5	4	3	2	1	9	0
14.	Tempe Public Library Complex	5	4	3	2	1	9	0
15.	City Hall	5	4	3	2	1	9	0
16.	Mill Avenue	5	4	3	2	1	9	0
17.	Businesses (theaters, restaurants, retail shopping, workplace)	5	4	3	2	1	9	0
18.	Within your home or neighborhood	5	4	3	2	1	9	0

3. Please indicate HOW OFTEN YOU WORRY about each of the following.

How often do you worry about...	Frequently	Occasionally	Rarely	Never	Don't Know	N/A
1. Getting mugged	4	3	2	1	9	0
2. Having your home burglarized when you are not there	4	3	2	1	9	0
3. Being attacked or threatened with a weapon	4	3	2	1	9	0
4. Having your car stolen or broken into	4	3	2	1	9	0
5. Being a victim of identity theft	4	3	2	1	9	0

4. In the past 6 months...

1.	Have you been robbed, physically assaulted, or sexually assaulted?	Yes	No
1a.	Were the police informed or did they find out about this incident in any way?	Yes	No
2.	Has anyone in your household age 12 or older had a vehicle stolen, property or cash stolen, or has your household been burglarized?	Yes	No
2a.	Were the police informed or did they find out about this incident in any way?	Yes	No

4a. What was the reason it was NOT REPORTED to the police?

- (1) Too busy
 (2) Police won't do anything
 (3) Not important
 (4) Didn't want to go to court
 (5) Nothing could be done/person wouldn't be found
 (6) Other: _____

5. What do you feel is the MOST IMPORTANT public safety concern in your neighborhood?

6. Please rate YOUR LEVEL OF SATISFACTION with each of the following.

	Very Satisfied	Satisfied	Neutral	Dissatisfied	Very Dissatisfied	Don't Know	N/A
1.	5	4	3	2	1	9	0
2.	5	4	3	2	1	9	0
3.	5	4	3	2	1	9	0
4.	5	4	3	2	1	9	0
5.	5	4	3	2	1	9	0
6.	5	4	3	2	1	9	0
7.	5	4	3	2	1	9	0
8.	5	4	3	2	1	9	0
9.	5	4	3	2	1	9	0
10.	5	4	3	2	1	9	0
11.	5	4	3	2	1	9	0
12.	5	4	3	2	1	9	0
13.	5	4	3	2	1	9	0
14.	5	4	3	2	1	9	0
15.	5	4	3	2	1	9	0

7. Please rate your satisfaction with the following based on YOUR EXPERIENCE with Tempe 311. [If you have never used Tempe 311, please skip to Question 8.]

	Very Satisfied	Satisfied	Neutral	Dissatisfied	Very Dissatisfied	Don't Know	N/A
1.	5	4	3	2	1	9	0
2.	5	4	3	2	1	9	0
3.	5	4	3	2	1	9	0
4.	5	4	3	2	1	9	0

8. Please rate your satisfaction with the EASE OF ACCESS to each of the following.

	Very Satisfied	Satisfied	Neutral	Dissatisfied	Very Dissatisfied	Don't Know	N/A
1. City Council Meetings (schedules, agendas, minutes, videos)	5	4	3	2	1	9	0
2. Boards and Commission Meetings (schedules, agendas, minutes)	5	4	3	2	1	9	0
3. City Elections (election information and results, voter outreach)	5	4	3	2	1	9	0
4. Campaign Finance and Lobbyist Disclosures	5	4	3	2	1	9	0
5. Open Books (financial information)	5	4	3	2	1	9	0
6. Open Data	5	4	3	2	1	9	0
7. City's Performance on Strategic Plan	5	4	3	2	1	9	0
8. City Public Meetings	5	4	3	2	1	9	0

9. Have you CONTACTED the City of Tempe during the past year? ____ (1) Yes [Answer Q9a.] ____ (2) No

9a. Please answer each of the following questions with regard to your overall experience.

	Yes	No	Don't Remember
1. Were you treated fairly	1	2	9
2. Did the employee(s) listen to you carefully	1	2	9
3. Did the employee care about your well-being	1	2	9
4. Was the employee honest	1	2	9
5. Was the information you were given accurate	1	2	9
6. Did staff respond to your request quickly	1	2	9

10. Use of City Services and Facilities. Please CHECK ALL of the following services and facilities provided by the City that you or members of your household HAVE USED in the past 12 months.

- | | |
|---|---|
| <input type="checkbox"/> (1) Fire services | <input type="checkbox"/> (14) Tempe Center for the Arts |
| <input type="checkbox"/> (2) Tempe Public Library | <input type="checkbox"/> (15) Recreation programs/services |
| <input type="checkbox"/> (3) Parks | <input type="checkbox"/> (16) Performing and Visual arts classes (Edna Arts classes, Free Art Friday) |
| <input type="checkbox"/> (4) Walking/biking trails | <input type="checkbox"/> (17) Arts in the Parks |
| <input type="checkbox"/> (5) City athletic fields | <input type="checkbox"/> (18) Household Products Collection Center |
| <input type="checkbox"/> (6) Kid Zone | <input type="checkbox"/> (19) Escalante Multi-generational Center |
| <input type="checkbox"/> (7) Police services | <input type="checkbox"/> (20) North Temple Multi-Generational Center |
| <input type="checkbox"/> (8) Bus, Orbit, light rail service, or streetcar | <input type="checkbox"/> (21) Westside Multi-Generational Center |
| <input type="checkbox"/> (9) City golf courses | <input type="checkbox"/> (22) Pyle Adult Recreation Center |
| <input type="checkbox"/> (10) City swimming pools | <input type="checkbox"/> (23) Human services |
| <input type="checkbox"/> (11) Kiwanis Recreation Center | <input type="checkbox"/> (24) Solid Waste (trash), recycling, and green organics/composting |
| <input type="checkbox"/> (12) Tempe 311 | <input type="checkbox"/> (25) Residential/permitting |
| <input type="checkbox"/> (13) Tempe History Museum | <input type="checkbox"/> (26) Emergency medical services |

11. Overall Priorities. Which THREE of the following do you think should be the City's top priorities over the next year?

- | | |
|---|---|
| <input type="checkbox"/> (1) Economic/business development | <input type="checkbox"/> (14) Historical preservation |
| <input type="checkbox"/> (2) Appearance of the City | <input type="checkbox"/> (15) Condition of City streets |
| <input type="checkbox"/> (3) Maintenance of City buildings | <input type="checkbox"/> (16) Condition of City sidewalks |
| <input type="checkbox"/> (4) Police services | <input type="checkbox"/> (17) City infrastructure (e.g., bridges, waterlines) |
| <input type="checkbox"/> (5) Art, recreation programs, and library services | <input type="checkbox"/> (18) Quality and safety of businesses and homes |
| <input type="checkbox"/> (6) Customer service | <input type="checkbox"/> (19) Traffic delays |
| <input type="checkbox"/> (7) Services for Older Adults (50 yrs+) | <input type="checkbox"/> (20) Multimodal (streetcar, bus, etc.) |
| <input type="checkbox"/> (8) Social/Human services | <input type="checkbox"/> (21) Traffic safety (Vision Zero) |
| <input type="checkbox"/> (9) Fire services | <input type="checkbox"/> (22) Transit service frequency |
| <input type="checkbox"/> (10) Water/Wastewater (sewer) | <input type="checkbox"/> (23) Disability services |
| <input type="checkbox"/> (11) Neighborhoods | <input type="checkbox"/> (24) Emergency medical services |
| <input type="checkbox"/> (12) Parks | <input type="checkbox"/> (25) Fire prevention services |
| <input type="checkbox"/> (13) Solid Waste (trash), recycling, and green organics/composting | |

12. If you could ask the Mayor and Council to work on only ONE issue in Tempe during the next year, what would that issue be?

13. Please rate YOUR LEVEL OF SATISFACTION with each of the following.

		Very Satisfied	Satisfied	Neutral	Dissatisfied	Very Dissatisfied	Don't Know	N/A
1.	Appearance of the City	5	4	3	2	1	9	0
2.	Image of the City	5	4	3	2	1	9	0
3.	Quality of life in the City	5	4	3	2	1	9	0
4.	The City's overall efforts to promote access, diversity, and inclusiveness in the community	5	4	3	2	1	9	0
5.	Quality of access to City facilities for persons with disabilities	5	4	3	2	1	9	0
6.	Quality of services for persons with disabilities	5	4	3	2	1	9	0
7.	Quality of access to City parks for persons with disabilities	5	4	3	2	1	9	0
8.	Quality of neighborhood parks	5	4	3	2	1	9	0
9.	Maintenance of City parks	5	4	3	2	1	9	0
10.	Quality of larger City parks (e.g. Kiwanis, Tempe Beach, Town Lake, Papago)	5	4	3	2	1	9	0
11.	Quality of City recreation centers	5	4	3	2	1	9	0
12.	Maintenance and appearance of City recreation and community centers	5	4	3	2	1	9	0
13.	Quality of City swimming pools	5	4	3	2	1	9	0
14.	Quality of City outdoor athletic fields	5	4	3	2	1	9	0
15.	Quality of City golf courses	5	4	3	2	1	9	0
16.	Quality of City recreation programs and services	5	4	3	2	1	9	0
17.	Quality of City library programs and services	5	4	3	2	1	9	0
18.	Quality of Tempe Public Library	5	4	3	2	1	9	0
19.	Quality of Before and After School (Kid Zone) programs	5	4	3	2	1	9	0
20.	Quality of Tempe Center for the Arts programs	5	4	3	2	1	9	0
21.	The value of Public Art to the City (e.g., art on streets, pathways, city buildings)	5	4	3	2	1	9	0
22.	Quality of Tempe History Museum exhibits and programs	5	4	3	2	1	9	0
23.	Quality of arts programs (e.g., Arts in the Parks, Edna Arts classes, Free Art Friday)	5	4	3	2	1	9	0
24.	Adequacy of street lighting	5	4	3	2	1	9	0
25.	Quality of landscape maintenance along streets/sidewalks	5	4	3	2	1	9	0
26.	Overall condition of your neighborhood	5	4	3	2	1	9	0
27.	Appearance of residential property	5	4	3	2	1	9	0
28.	Maintenance of private property	5	4	3	2	1	9	0
29.	Condition of the alley near your home (if applicable)	5	4	3	2	1	9	0
30.	City enforcement of alley maintenance codes	5	4	3	2	1	9	0
31.	Overall enforcement of City property maintenance codes	5	4	3	2	1	9	0
32.	City enforcement of property maintenance codes and the appearance of commercial properties	5	4	3	2	1	9	0
33.	City enforcement of property maintenance codes and the appearance of residential properties	5	4	3	2	1	9	0
34.	City enforcement of allowable construction work hours (Summer 6am-7pm, Winter 7am-7pm)	5	4	3	2	1	9	0
35.	City efforts to enforce the clean-up of junk, debris, and trash on residential private property	5	4	3	2	1	9	0
36.	City efforts to enforce the mowing and cutting of weeds/grass on residential private property	5	4	3	2	1	9	0

		Very Satisfied	Satisfied	Neutral	Dissatisfied	Very Dissatisfied	Don't Know	N/A
37.	City efforts to enforce deteriorated landscape maintenance on residential private property	5	4	3	2	1	9	0
38.	The value of Special Events to the City	5	4	3	2	1	9	0
39.	Access to Human services/Social services	5	4	3	2	1	9	0
40.	Tempe's engagement and inclusion of those living with dementia, their care partners, and their families	5	4	3	2	1	9	0
41.	Residential trash collection services	5	4	3	2	1	9	0
42.	Residential recycling services	5	4	3	2	1	9	0
43.	Bulk trash pickup/removal services	5	4	3	2	1	9	0

14. To support an age-friendly community (50 yrs+), which THREE of the following do you think should be the City's top priorities over the next year?

- ___(1) Public outdoor places to gather
- ___(2) City buildings to gather
- ___(3) Public transportation options
- ___(4) Housing options for life stages
- ___(5) Opportunities to socialize
- ___(6) Opportunities for engaging with different generations
- ___(7) Work opportunities
- ___(8) Volunteer opportunities
- ___(9) Participate in community decision-making
- ___(10) Communication and information

15. Which of the following do you use to get information about the City of Tempe? [Check all that apply.]

- ___(1) Tempe 11 (Cable TV)
- ___(2) Recreation Opportunities Brochure
- ___(3) City Websites
- ___(4) Water bill newsletter (Tempe Today)
- ___(5) City Social Media (Twitter, Facebook, Instagram, Nextdoor)
- ___(6) City videos (on YouTube, City Website, Social Media)
- ___(7) TV News
- ___(8) City meetings (Virtual)
- ___(9) City e-mail subscriptions
- ___(10) Tempe 311 (by Phone, Website, Mobile App)
- ___(11) Radio news
- ___(12) Newspapers

15a. Which single communication tool do you use most often to get City information?

16. Please rate YOUR LEVEL OF SATISFACTION with each of the following.

		Very Satisfied	Satisfied	Neutral	Dissatisfied	Very Dissatisfied	Don't Know	N/A
1.	The direction the City is heading	5	4	3	2	1	9	0
2.	City efforts to keep residents informed about the City's budget	5	4	3	2	1	9	0
3.	The City's financial information is accessible and transparent	5	4	3	2	1	9	0
4.	The overall value that you receive for your City tax dollars and fees	5	4	3	2	1	9	0
5.	The opportunities to provide input and feedback in the budget process through public forums, on-line budget forums, and public budget meetings	5	4	3	2	1	9	0
6.	The financial stability of the City	5	4	3	2	1	9	0

17. Please rate YOUR LEVEL OF SATISFACTION with each of the following.

		Very Satisfied	Satisfied	Neutral	Dissatisfied	Very Dissatisfied	Don't Know	N/A
1.	How well the City is planning for growth	5	4	3	2	1	9	0
2.	The City's sustainability programs, which are designed to promote water, energy, and natural resource conservation	5	4	3	2	1	9	0
3.	Condition of streets in your neighborhood	5	4	3	2	1	9	0
4.	Condition of major City streets and sidewalks	5	4	3	2	1	9	0
5.	Condition and clarity of street signs	5	4	3	2	1	9	0

	Very Satisfied	Satisfied	Neutral	Dissatisfied	Very Dissatisfied	Don't Know	N/A
6. Management of traffic flow on City streets	5	4	3	2	1	9	0
7. Quality of local transit service (bus, rail, Orbit, streetcar)	5	4	3	2	1	9	0
8. Quality of walking and biking paths	5	4	3	2	1	9	0
9. Quality of recycling services	5	4	3	2	1	9	0
10. Quality of green organics collection and compost program	5	4	3	2	1	9	0
11. Overall quality of new commercial development in the City, including architecture and design	5	4	3	2	1	9	0
12. Quality of your internet service provider	5	4	3	2	1	9	0
13. Quality of water conservation programs	5	4	3	2	1	9	0
14. Quality of energy conservation programs	5	4	3	2	1	9	0
15. Quality of land use and green space programs	5	4	3	2	1	9	0
16. Quality of climate change initiatives such as shaded bus stops and tree canopies	5	4	3	2	1	9	0
17. City efforts to promote redevelopment of distressed commercial centers in my Character Area (the area I live)	5	4	3	2	1	9	0
18. City enforcement of construction codes for business properties	5	4	3	2	1	9	0
19. City enforcement of construction codes for residential properties	5	4	3	2	1	9	0
20. City efforts to enforce the required building permits for business properties	5	4	3	2	1	9	0
21. City efforts to enforce the required building permits for residential properties	5	4	3	2	1	9	0
22. Management of traffic during construction	5	4	3	2	1	9	0

18. When creating Tempe’s General Plan 2050, please rank in order of importance the issues facing the community, where 1 is “Most Important” and 5 is “Least Important.”

___ Land Use ___ Sustainability ___ Mobility ___ Housing ___ Economic Development

19. HOUSING: When thinking about population growth, please rank in order of importance the types of new housing Tempe should encourage over the next 30 years, where 1 is “Most Important” and 5 is “Least Important.”

___ Detached homes, townhomes, and condominiums ___ Mid-rise apartment, and condominium development
 ___ Homes above shops or offices ___ High-rise apartment and condominium development
 ___ Small apartment and condominium developments

20. What THREE things about Tempe are you most proud of?

21. What else would you like us to know? _____

22. Please answer each of the following by circling yes or no.

1. Does your home have an alley?	Yes	No
2. Do you have cable television?	Yes	No
3. Do you have access to internet at home?	Yes	No
4. Do you have a Smart Phone?	Yes	No
5. Are you a full-time student?	Yes	No
6. Have you visited Downtown Tempe during the past year?	Yes	No
7. Have you used public transit during the past year?	Yes	No
8. Do you, or a member of your household have a disability?	Yes	No
9. Do you own your home?	Yes	No

- 23. Approximately how many years have you lived in Tempe?**
 ___(1) Less than 6 months ___(3) 6-10 years ___(5) More than 20 years
 ___(2) 6 months-5 years ___(4) 11-20 years
- 24. What is your age?**
 ___(1) 18-34 ___(2) 35-44 ___(3) 45-54 ___(4) 55-64 ___(5) 65-74 ___(6) 75+
- 25. What gender do you identify with?**
 ___(1) Male ___(2) Female ___(3) Non-Conforming ___(4) Prefer not to answer
- 26. How many children in each of the following age groups live in Tempe with you? [Please write "99" for NONE if not applicable.]**
 Ages 0-5: ___ Ages 6-13: ___ Ages 14-17: ___ NONE: ___
- 27. Which of the following best describes your race/ethnicity? [Check all that apply.]**
 ___(01) Asian or Asian Indian ___(05) Native Hawaiian or other Pacific Islander
 ___(02) Black or African American ___(06) Hispanic, Spanish, or Latino/a/x
 ___(03) American Indian or Alaska Native ___(99) Other: _____
 ___(04) White
- 28. Primary language:** ___(1) English ___(2) Spanish ___(3) Other: _____
- 29. Which of the following best describes your home?** ___(1) Single-Family ___(2) Other: _____
- 30. What barriers do you feel are preventing you from using the internet to connect with education, government services, social media, and information? [Check all that apply.]**
 ___(1) Cost of service ___(4) Lack of or inadequate devices
 ___(2) I don't know how to find what I need ___(5) Lack of choice for internet providers
 ___(3) Training and education on how to use the internet ___(6) Other: _____
- 31. What is the highest level of education that you have completed?**
 ___(1) Less than high school ___(3) Some college ___(5) Graduate degree
 ___(2) High school ___(4) 4-year college
- 32. What is your household income?**
 ___(1) Less than \$10,000 ___(5) \$35,000 to \$49,999 ___(9) \$150,000 to \$199,999
 ___(2) \$10,000 to \$14,999 ___(6) \$50,000 to \$74,999 ___(10) \$200,000 or more
 ___(3) \$15,000 to \$24,999 ___(7) \$75,000 to \$99,999
 ___(4) \$25,000 to \$34,999 ___(8) \$100,000 to \$149,999
- 33. Please imagine a ladder with steps numbered from zero at the bottom to 10 at the top. The top of the ladder (10) represents the best possible life for you and the bottom of the ladder (0) represents the worst possible life for you. On which step of the ladder would you say you personally feel you stand at this time? _____**
- 34. On which step (0 to 10) do you think you will stand about five years from now? _____**
- 35. Would you be willing to participate in future surveys sponsored by the City of Tempe?**
 ___(1) Yes [Answer 33a.] ___(2) No

35a. Please provide your contact information.

Mobile Phone Number: _____

Email Address: _____

This concludes the survey. Thank you for your time!

Please return your survey in the enclosed postage-paid envelope addressed to:

ETC Institute, 725 W. Frontier Circle, Olathe, KS 66061

The results of this survey, along with the results from previous years, can be found on our website: <https://www.tempe.gov/surveys>

Your responses will remain completely confidential.
 The information printed to the right will ONLY be used to help identify which areas of the City are having problems with City services. Thank you.



2022 City of Tempe Community Survey GIS Maps

Presented to the City of Tempe,
Arizona

September 2022



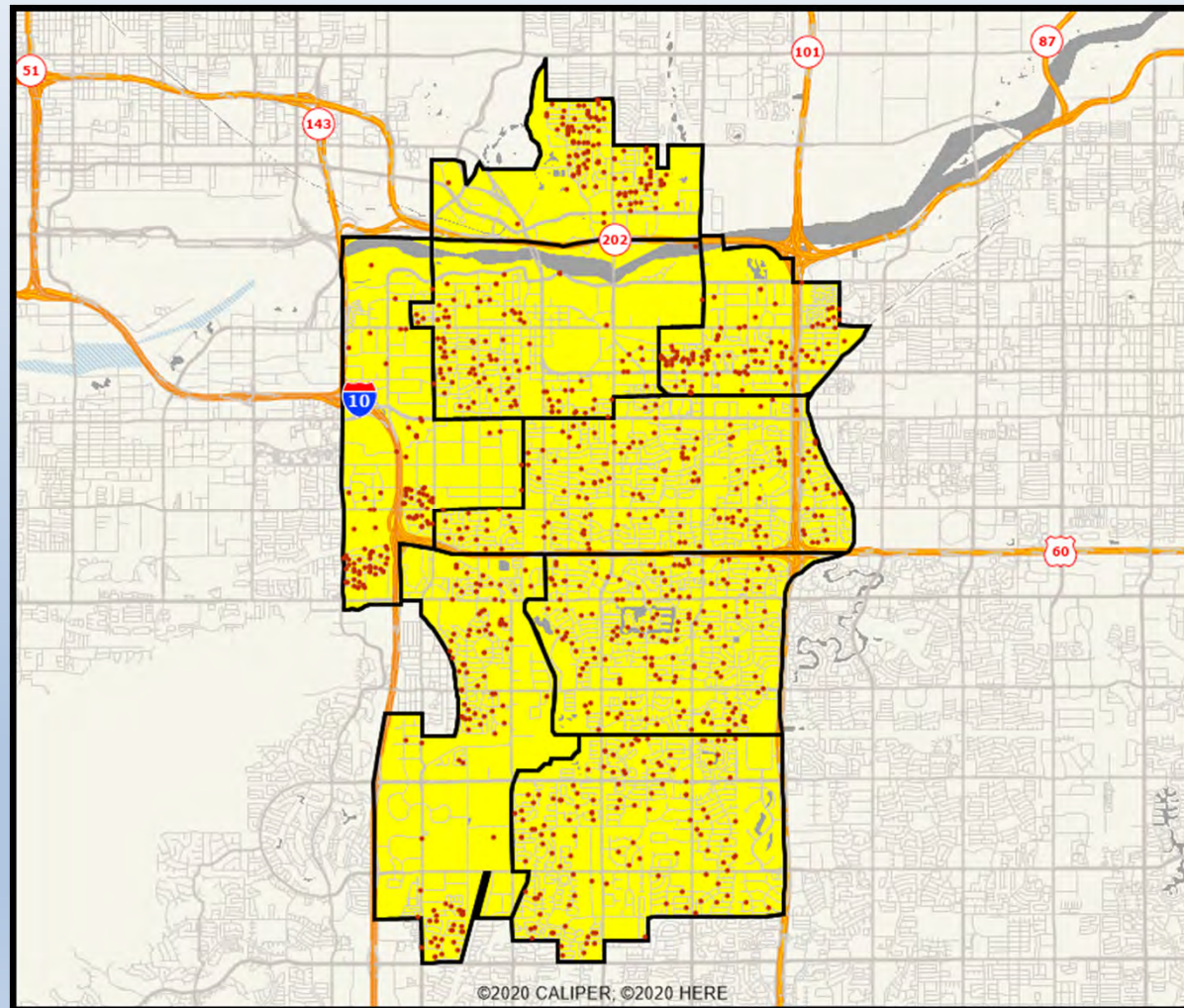
Interpreting the Maps

The maps on the following pages show the mean ratings for several questions on the survey by Character Area. If all areas on a map are the same color, then residents generally feel the same about that issue regardless of the location of their home.

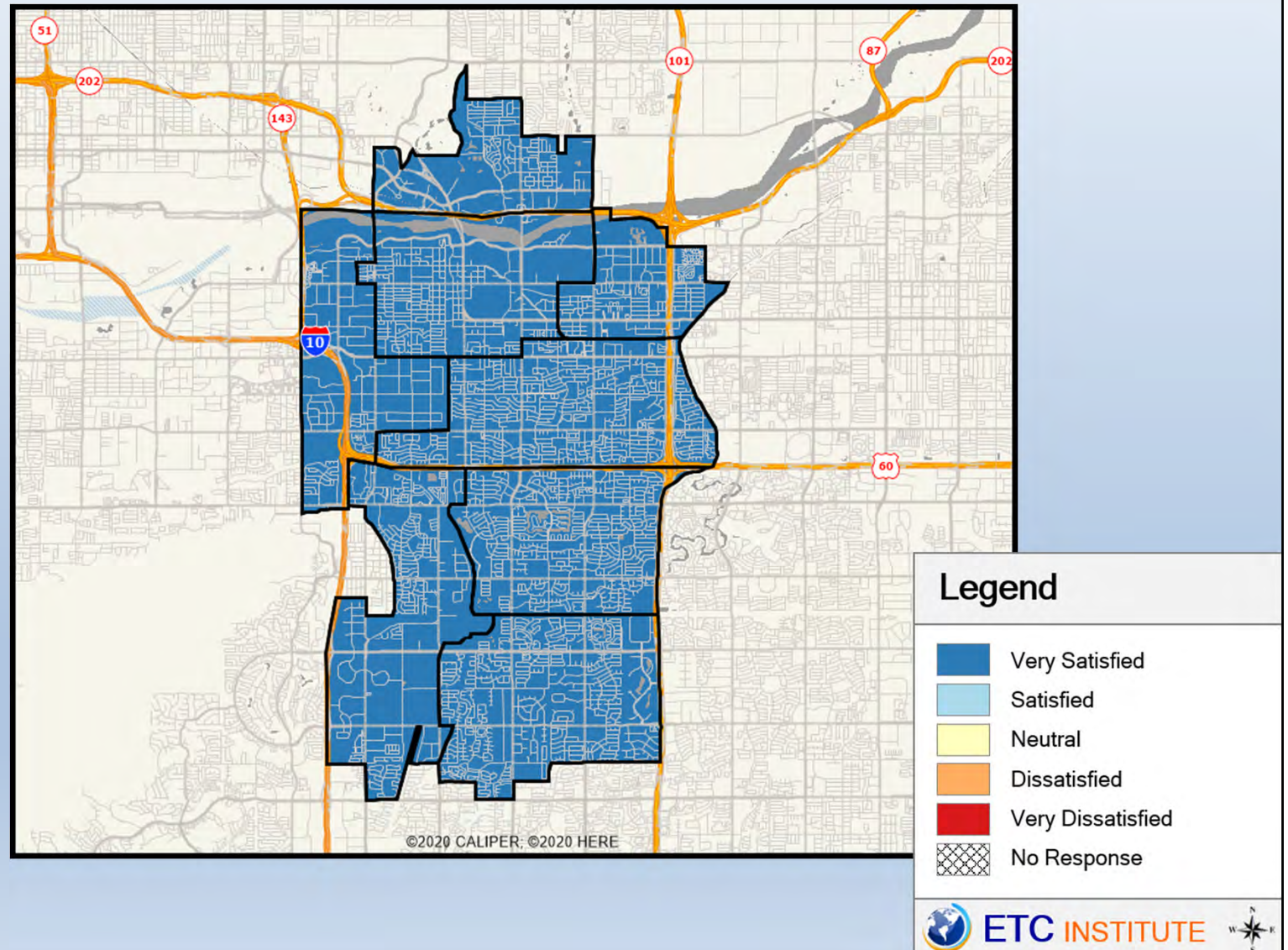
When reading the maps, please use the following color scheme as a guide:

- **DARK/LIGHT BLUE** shades indicate POSITIVE ratings. Shades of blue generally indicate satisfaction with a service, ratings of “excellent” or “good” and ratings of “very safe” or “safe.”
- **OFF-WHITE** shades indicate NEUTRAL ratings. Shades of neutral generally indicate that residents thought the quality of service delivery is adequate.
- **ORANGE/RED** shades indicate NEGATIVE ratings. Shades of orange/red generally indicate dissatisfaction with a service, ratings of “below average” or “poor” and ratings of “unsafe” or “very unsafe.”

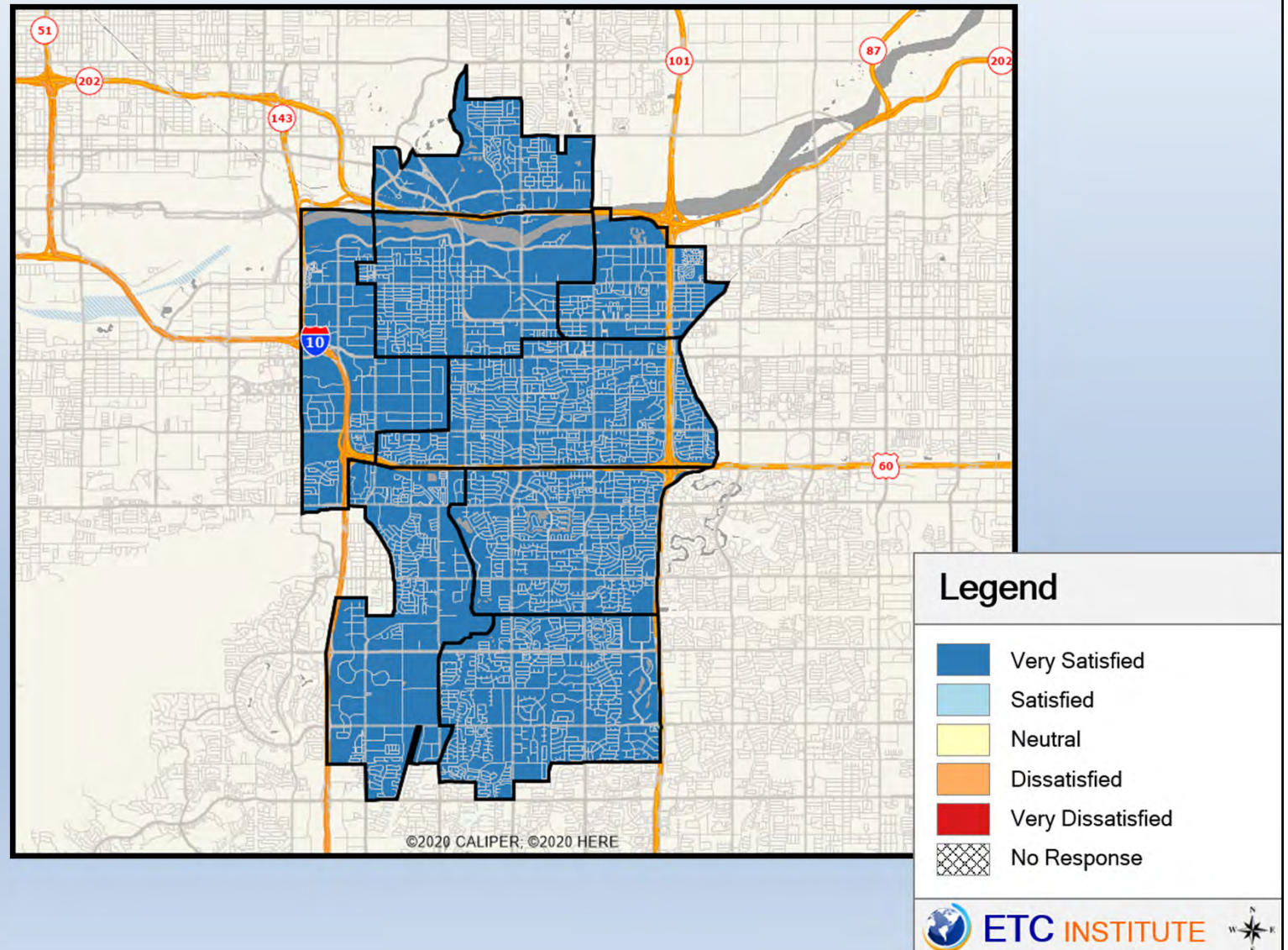
Location of Respondents



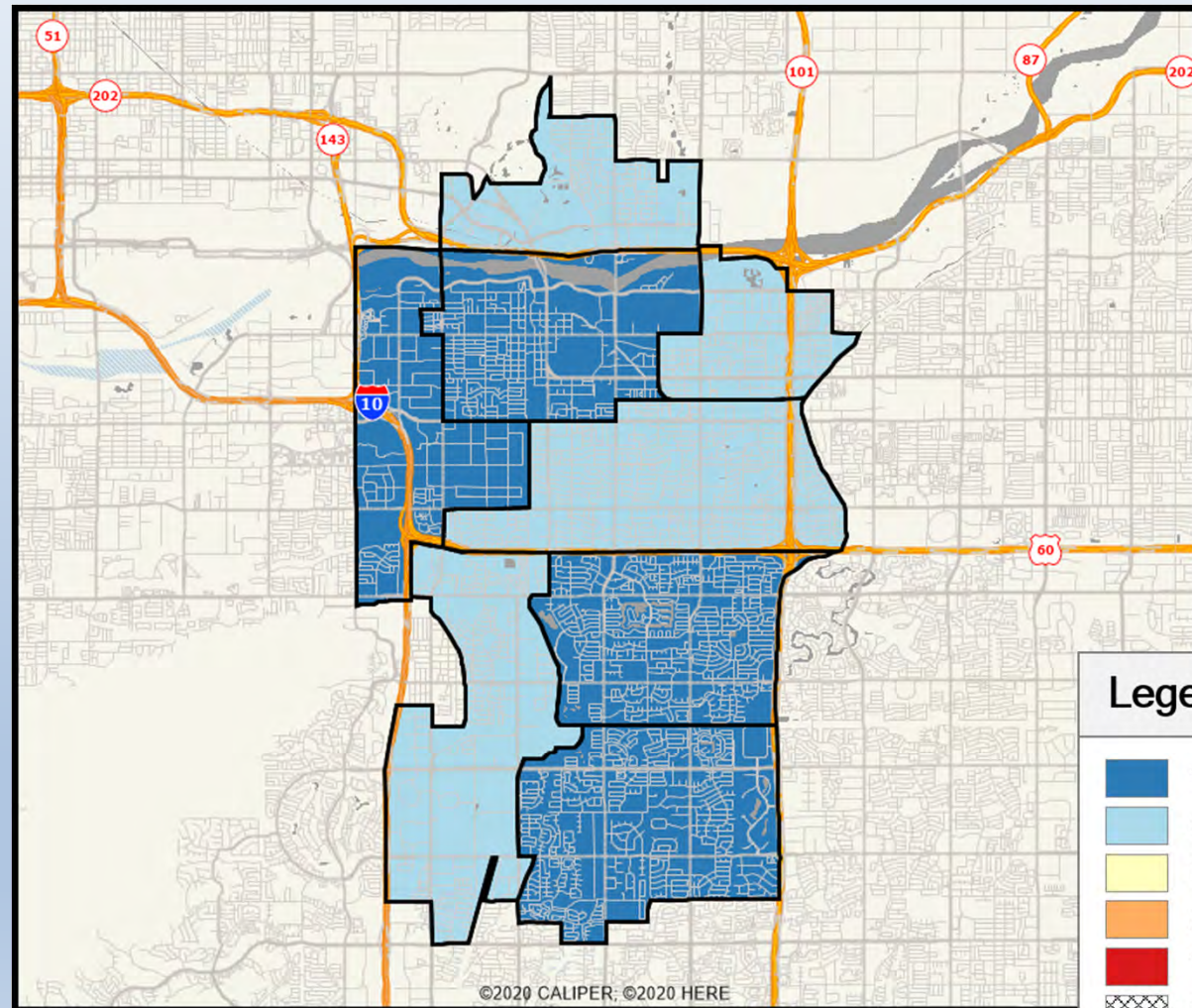
Q1-1. Quality of local fire services



Q1-2. Quality of medical services provided by the Fire Department



Q1-3. Quality of ambulance services

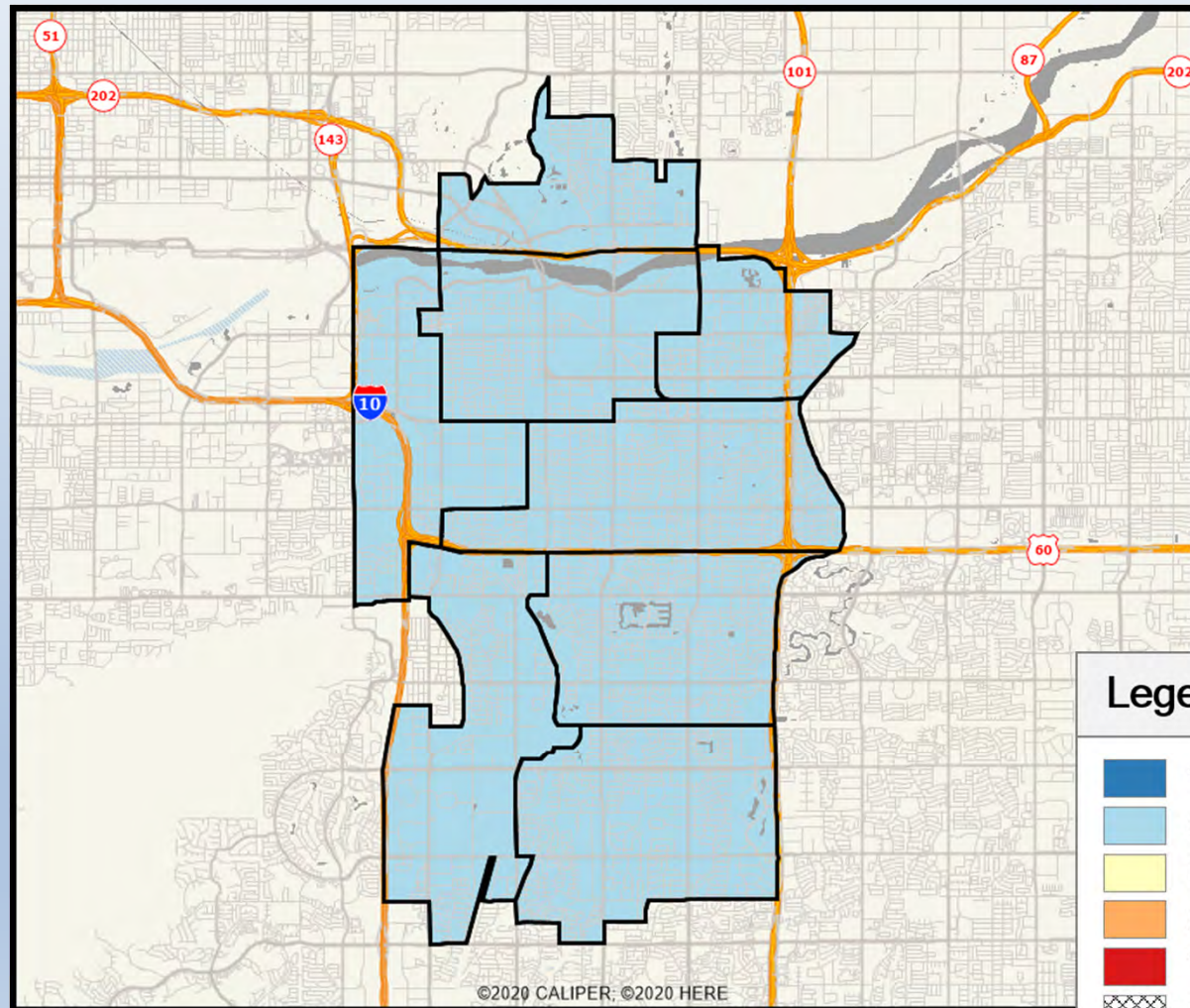


Legend

- Very Satisfied
- Satisfied
- Neutral
- Dissatisfied
- Very Dissatisfied
- No Response

ETC INSTITUTE

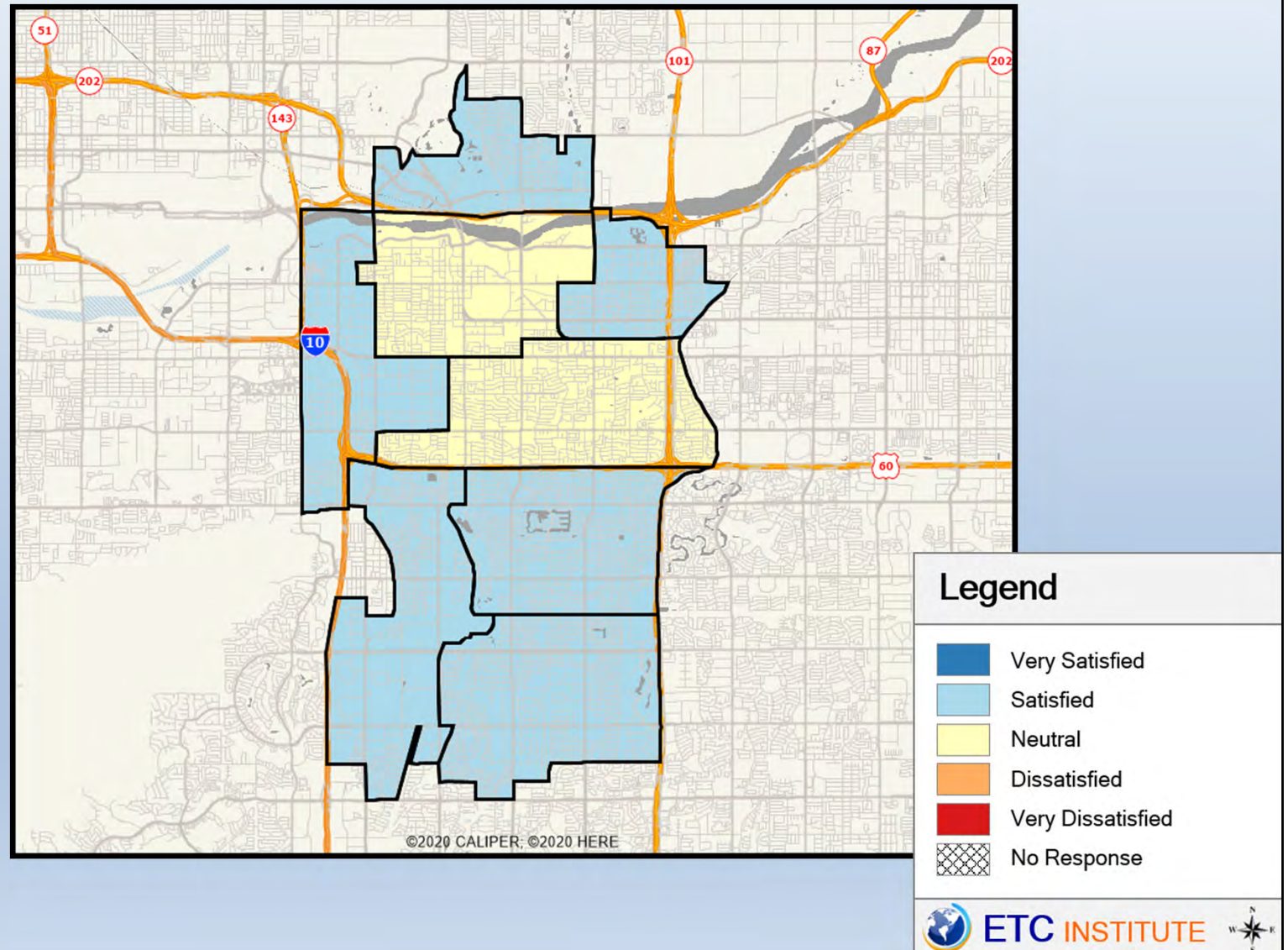
Q1-4. Quality of local police services



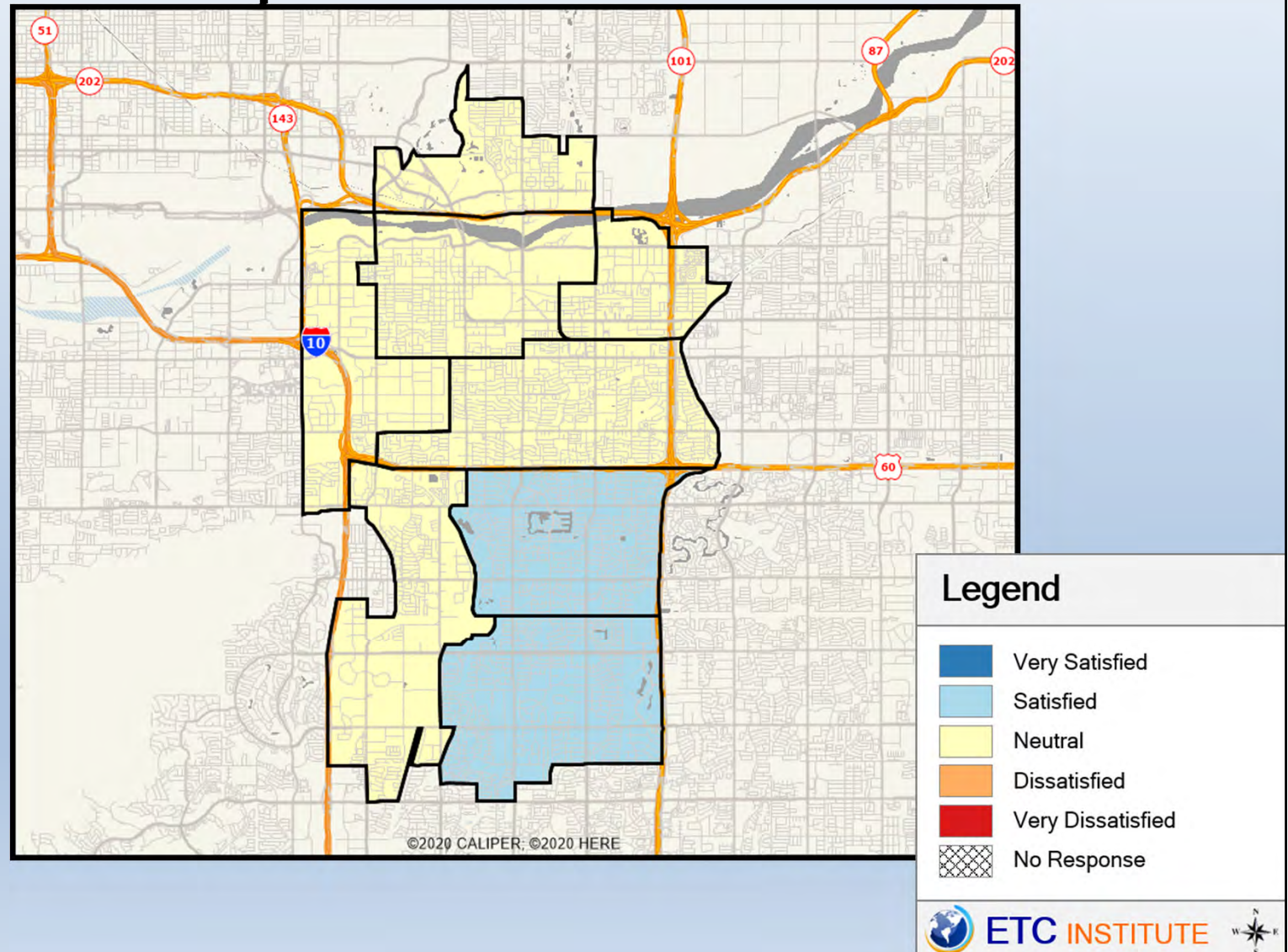
Legend

- Very Satisfied
- Satisfied
- Neutral
- Dissatisfied
- Very Dissatisfied
- No Response

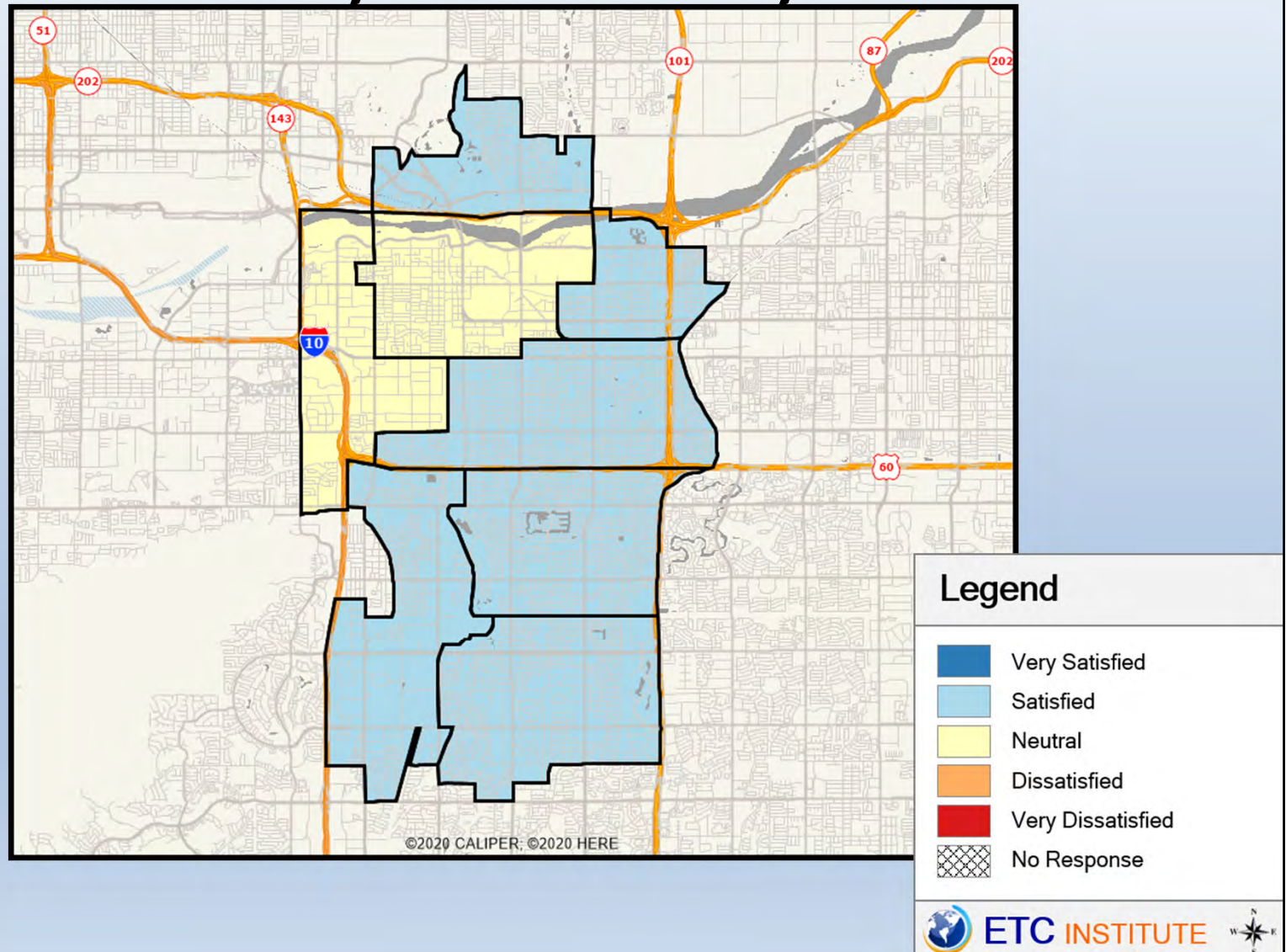
Q1-5. Enforcement of local traffic laws



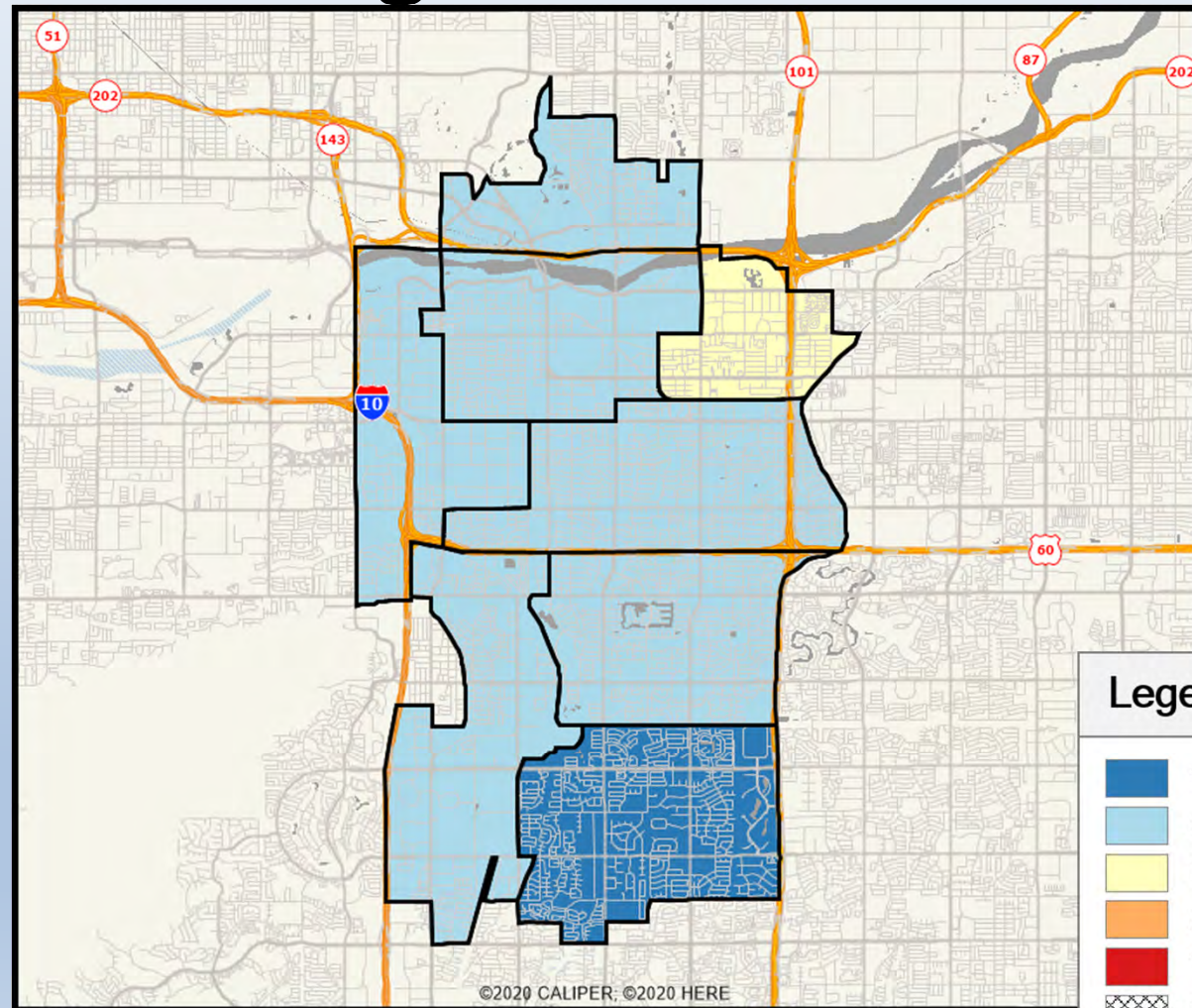
Q1-6. Efforts by the City to prevent crime



Q1-7. Overall feeling of safety in the City



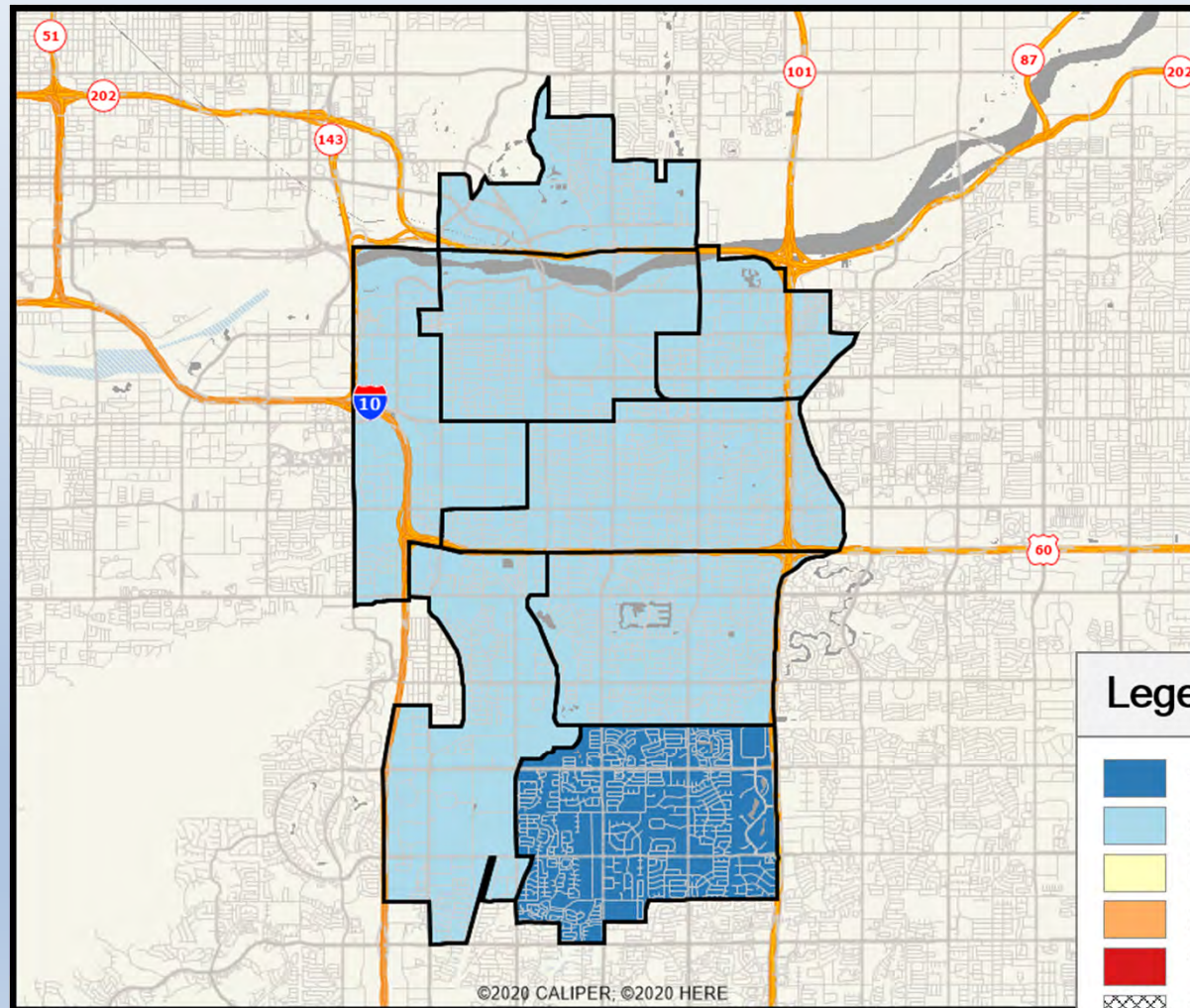
Q1-8. Feeling of safety in your neighborhood



Legend

- Very Satisfied
- Satisfied
- Neutral
- Dissatisfied
- Very Dissatisfied
- No Response

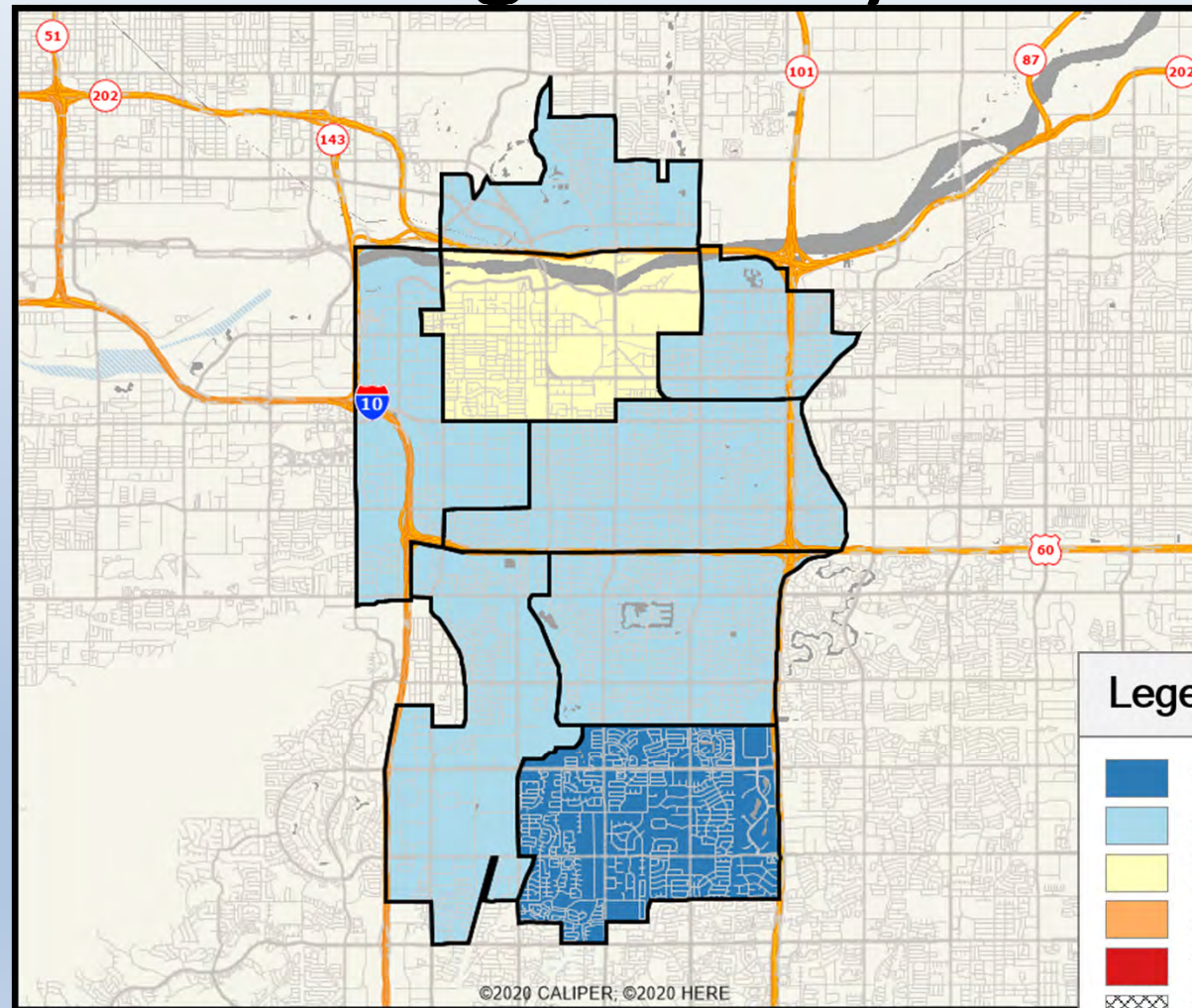
Q1-9. Quality and safety of structures in your neighborhood



Legend

- Very Satisfied
- Satisfied
- Neutral
- Dissatisfied
- Very Dissatisfied
- No Response

Q2-1. Safety in neighborhood parks during the day

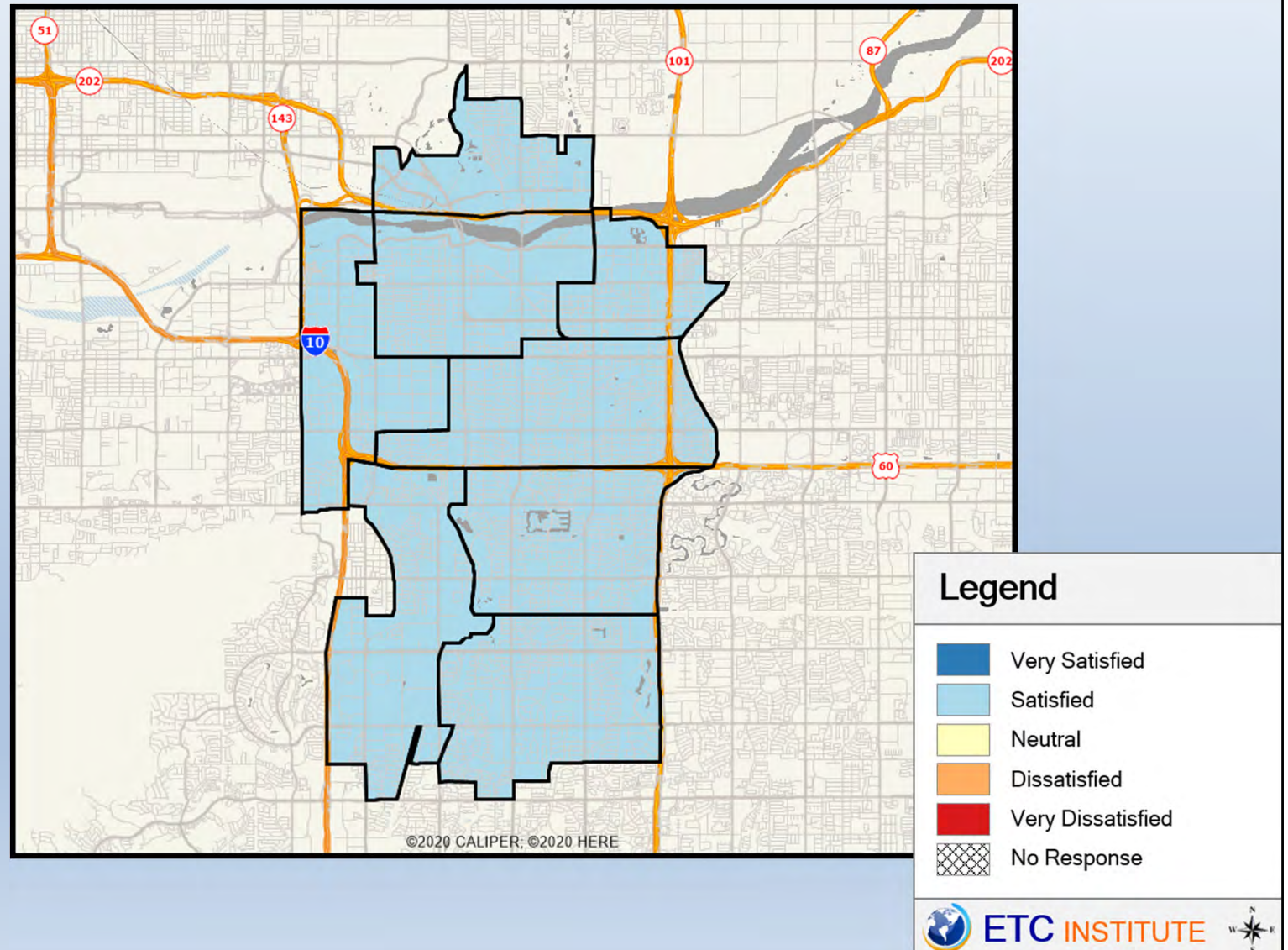


Legend

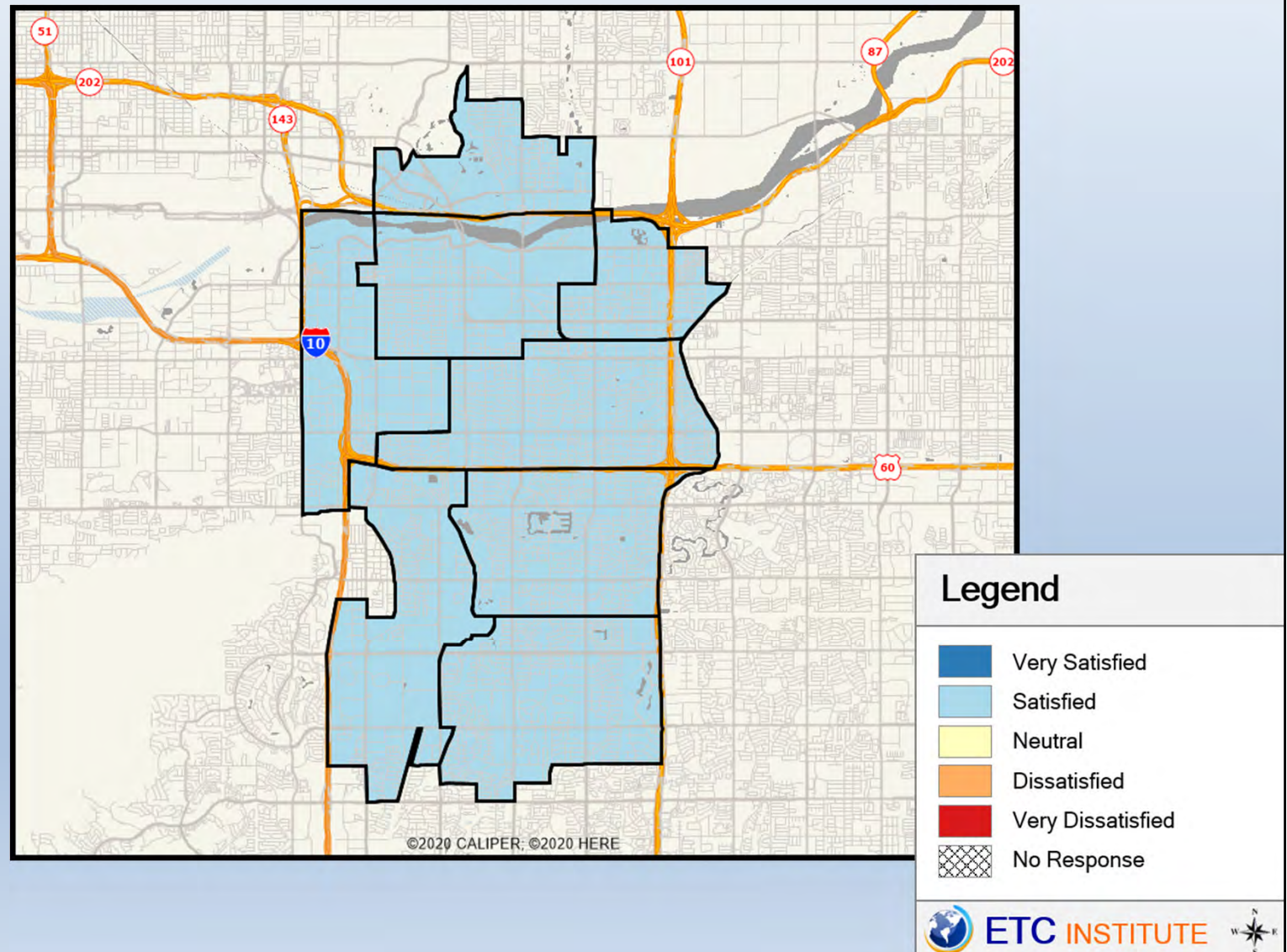
- Very Satisfied
- Satisfied
- Neutral
- Dissatisfied
- Very Dissatisfied
- No Response

ETC INSTITUTE

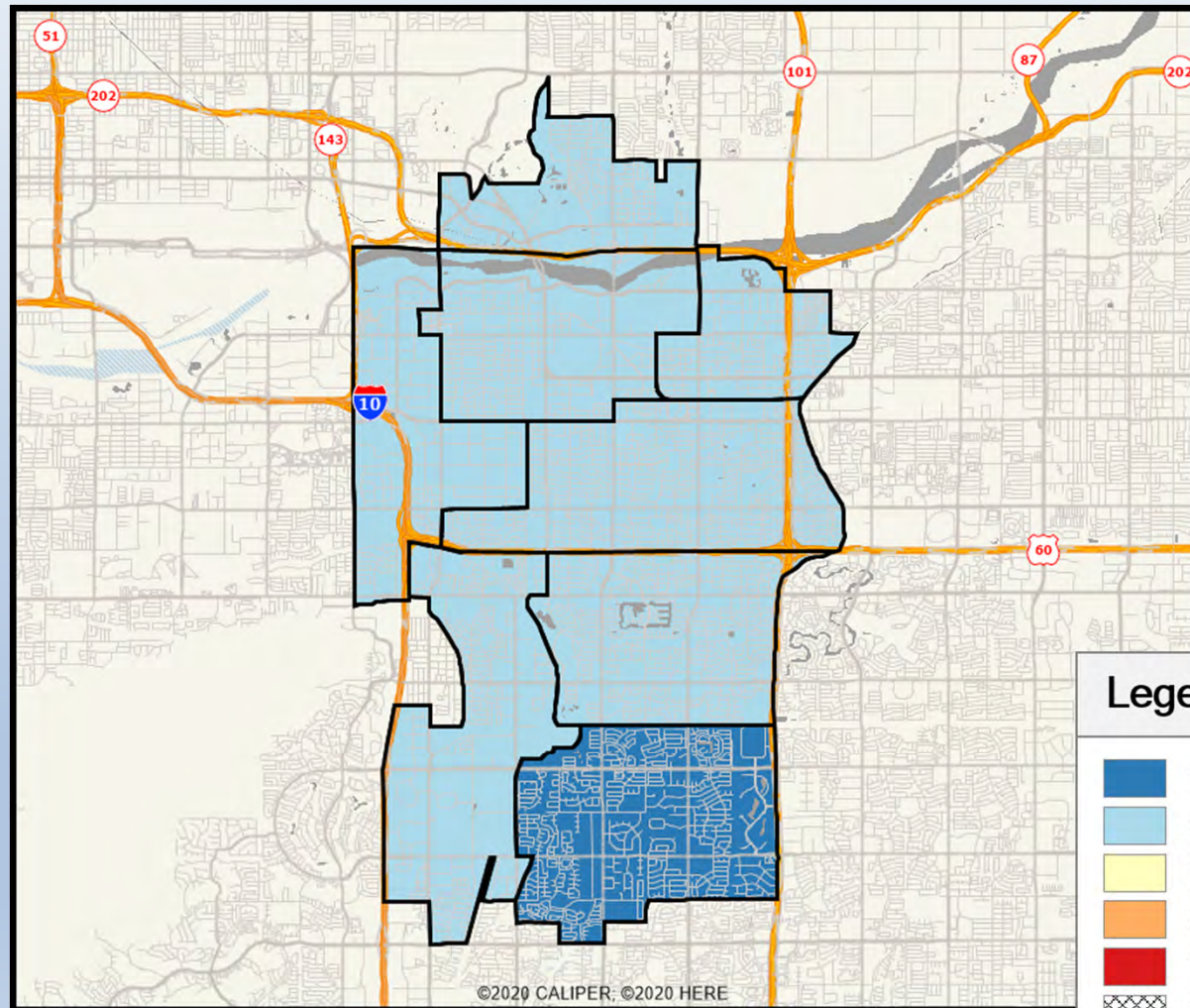
Q2-2. Safety in city parks like Kiwanis and Tempe Beach during the day



Q2-3. Safety in desert parks like Papago, Evelyn Hallman, and Hayden Butte during the day



Q2-4. Safety in city athletic and recreational facilities during the day

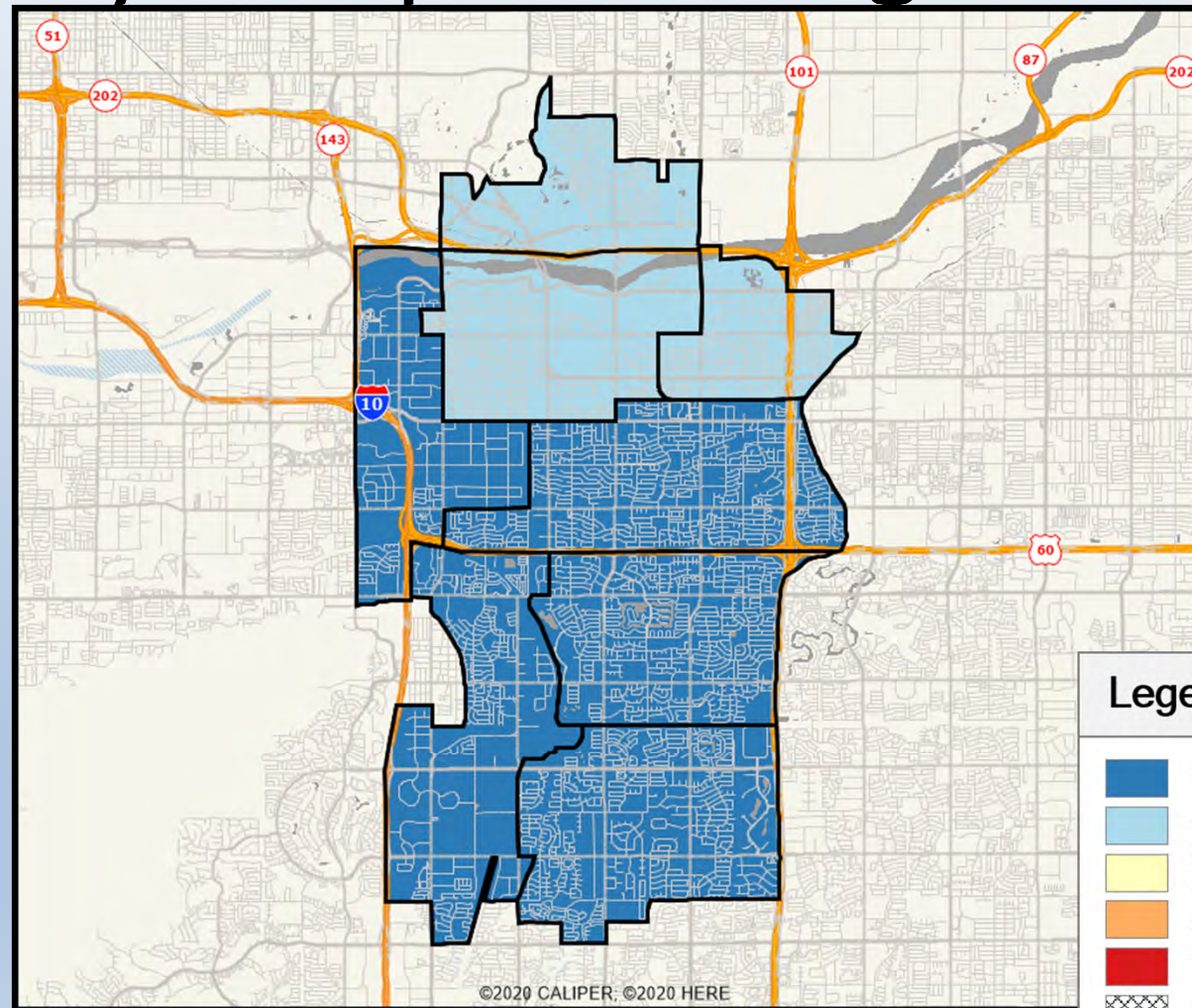


Legend

- Very Satisfied
- Satisfied
- Neutral
- Dissatisfied
- Very Dissatisfied
- No Response

ETC INSTITUTE

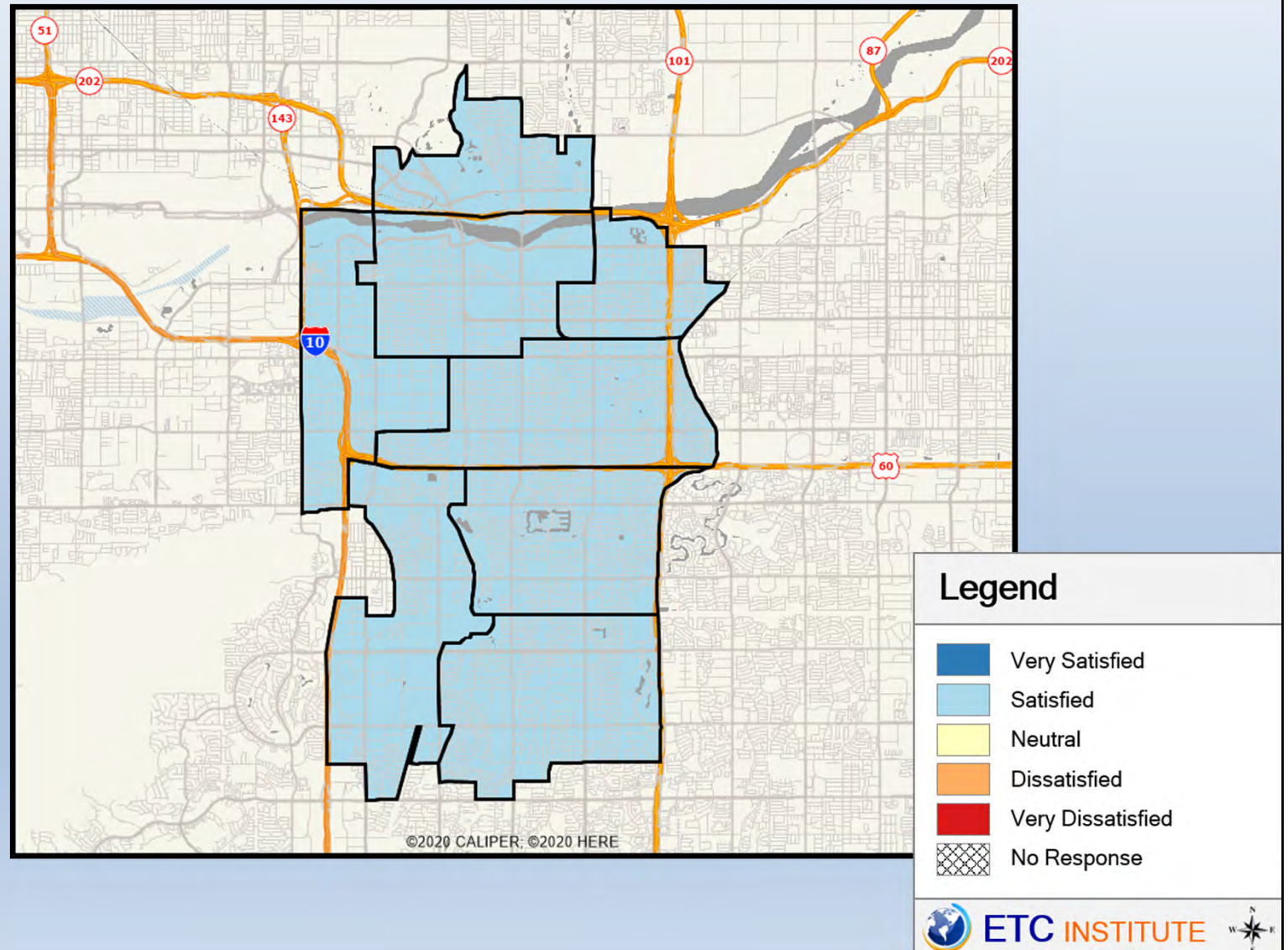
Q2-5. Safety in Tempe Public Library Complex during the day



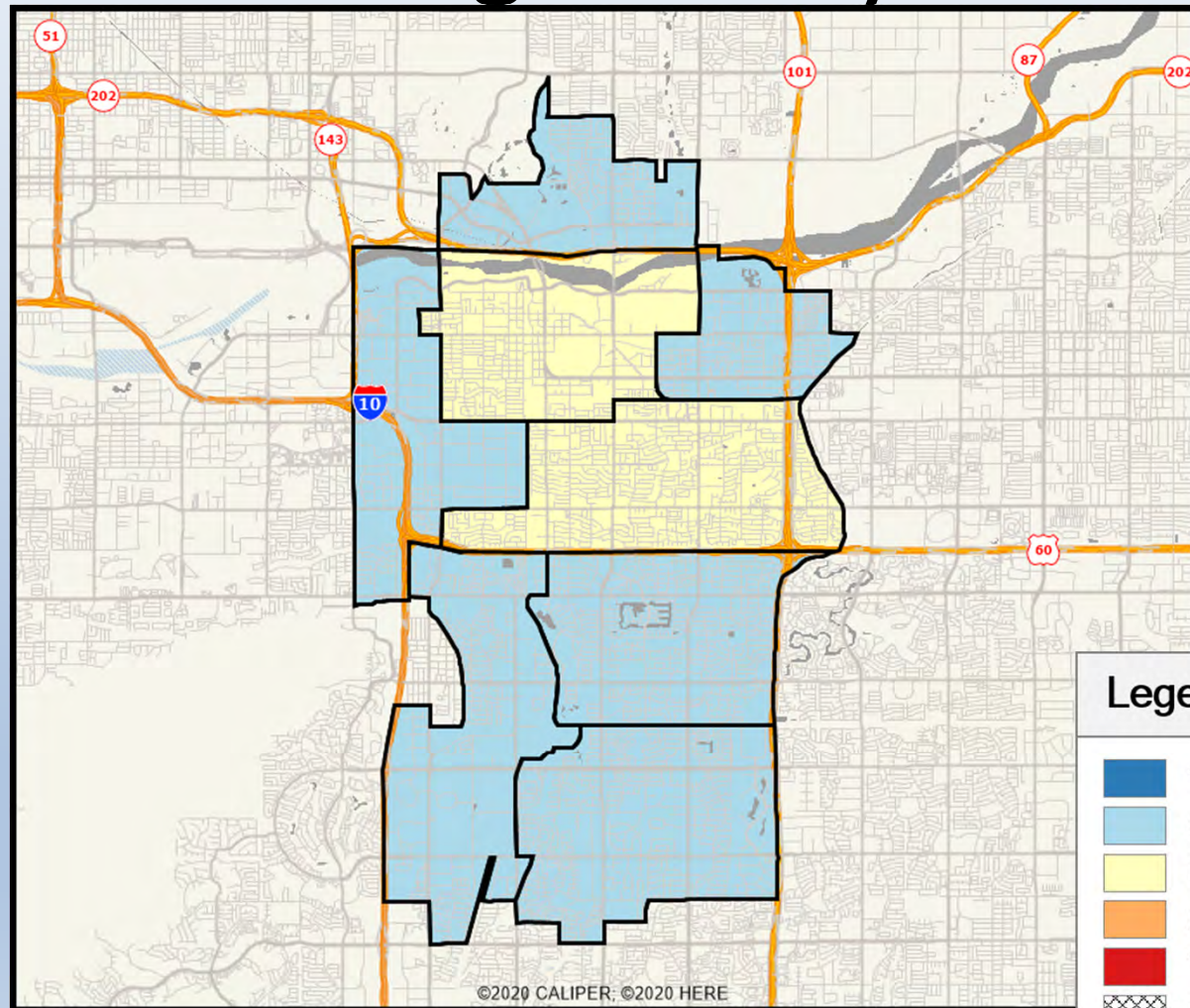
Legend

- Very Satisfied
- Satisfied
- Neutral
- Dissatisfied
- Very Dissatisfied
- No Response

Q2-6. Safety in City Hall during the day



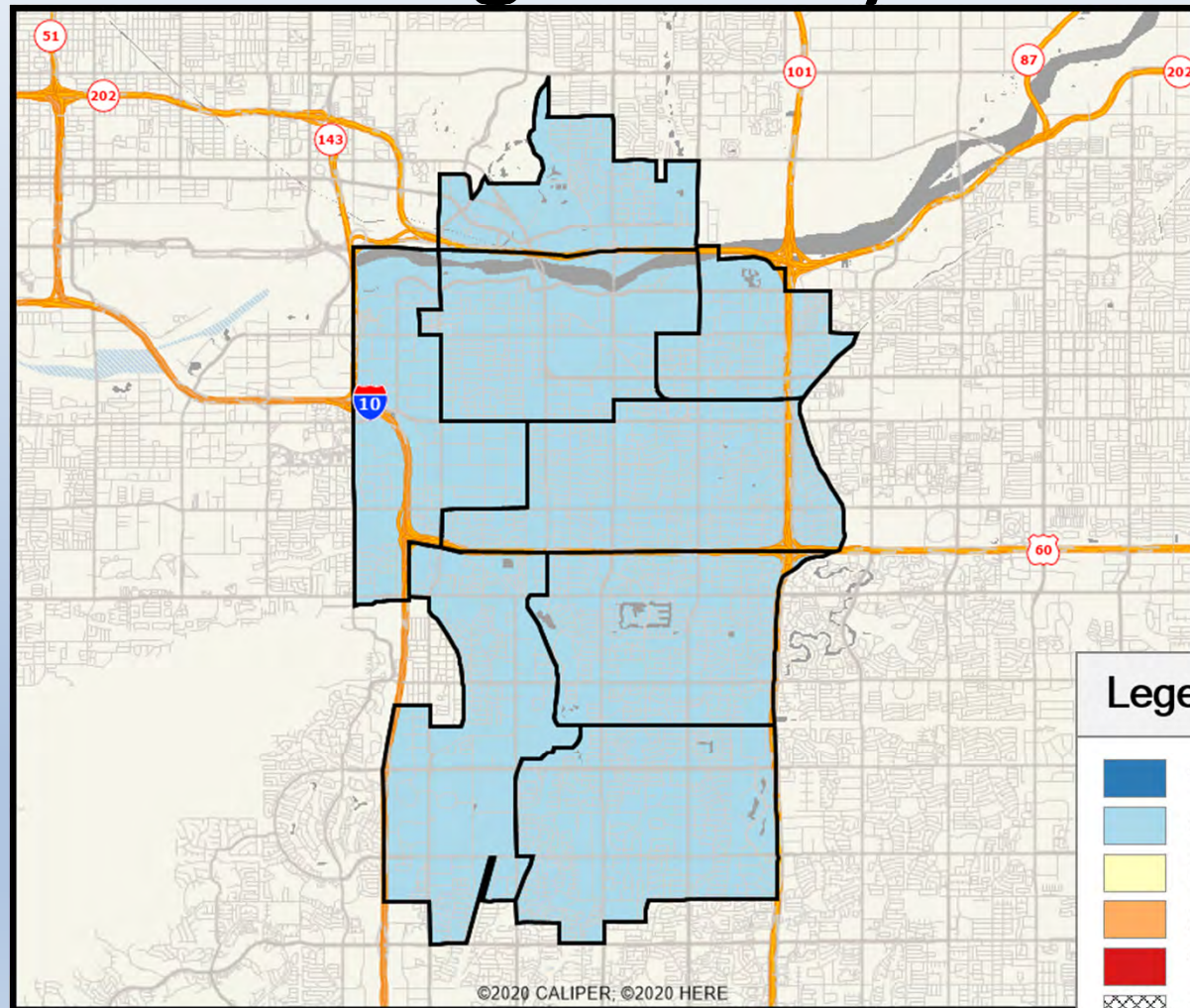
Q2-7. Safety on Mill Avenue during the day



Legend

- Very Satisfied
- Satisfied
- Neutral
- Dissatisfied
- Very Dissatisfied
- No Response

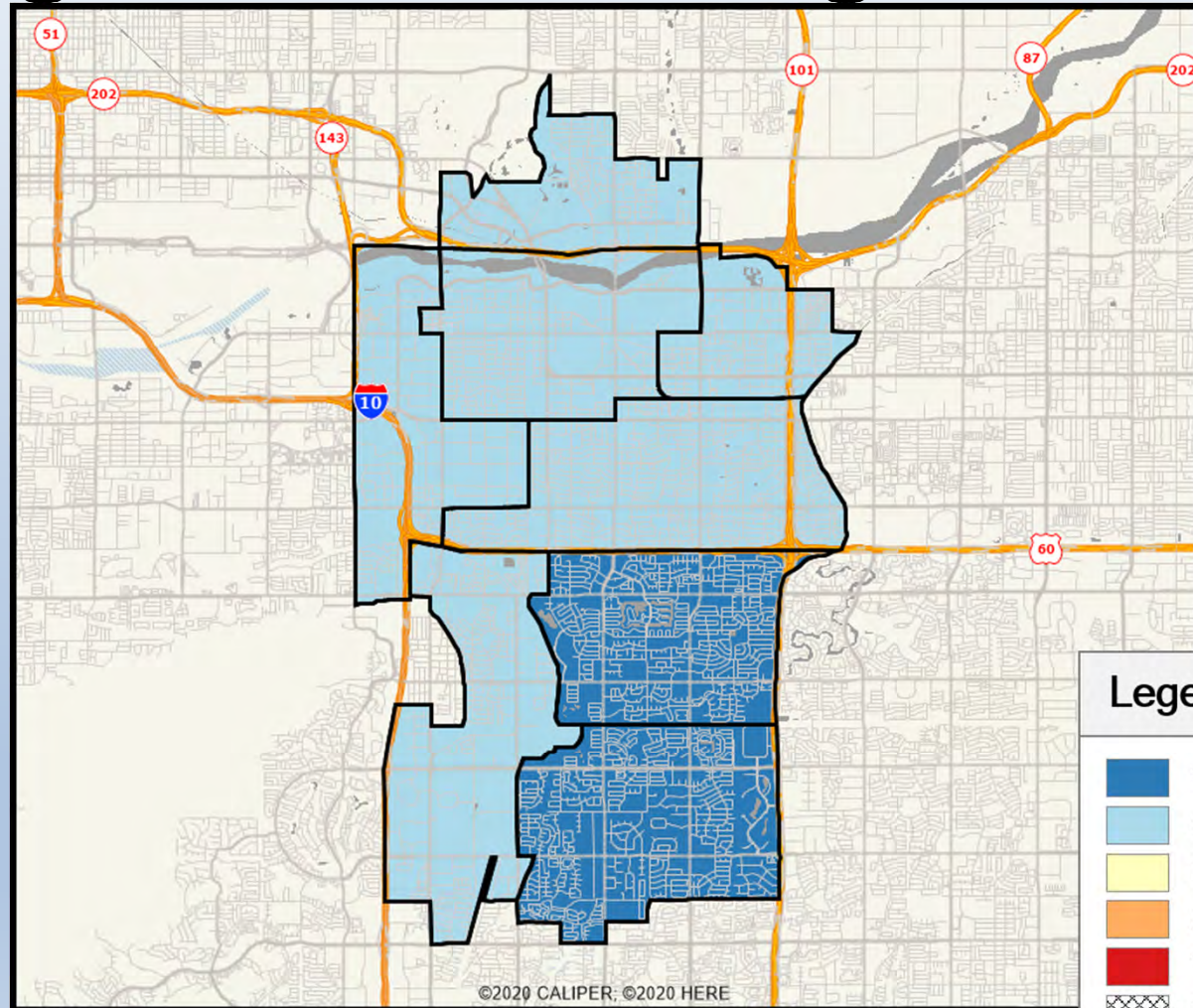
Q2-8. Safety in businesses during the day



Legend

- Very Satisfied
- Satisfied
- Neutral
- Dissatisfied
- Very Dissatisfied
- No Response

Q2-9. Safety within your home or neighborhood during the day

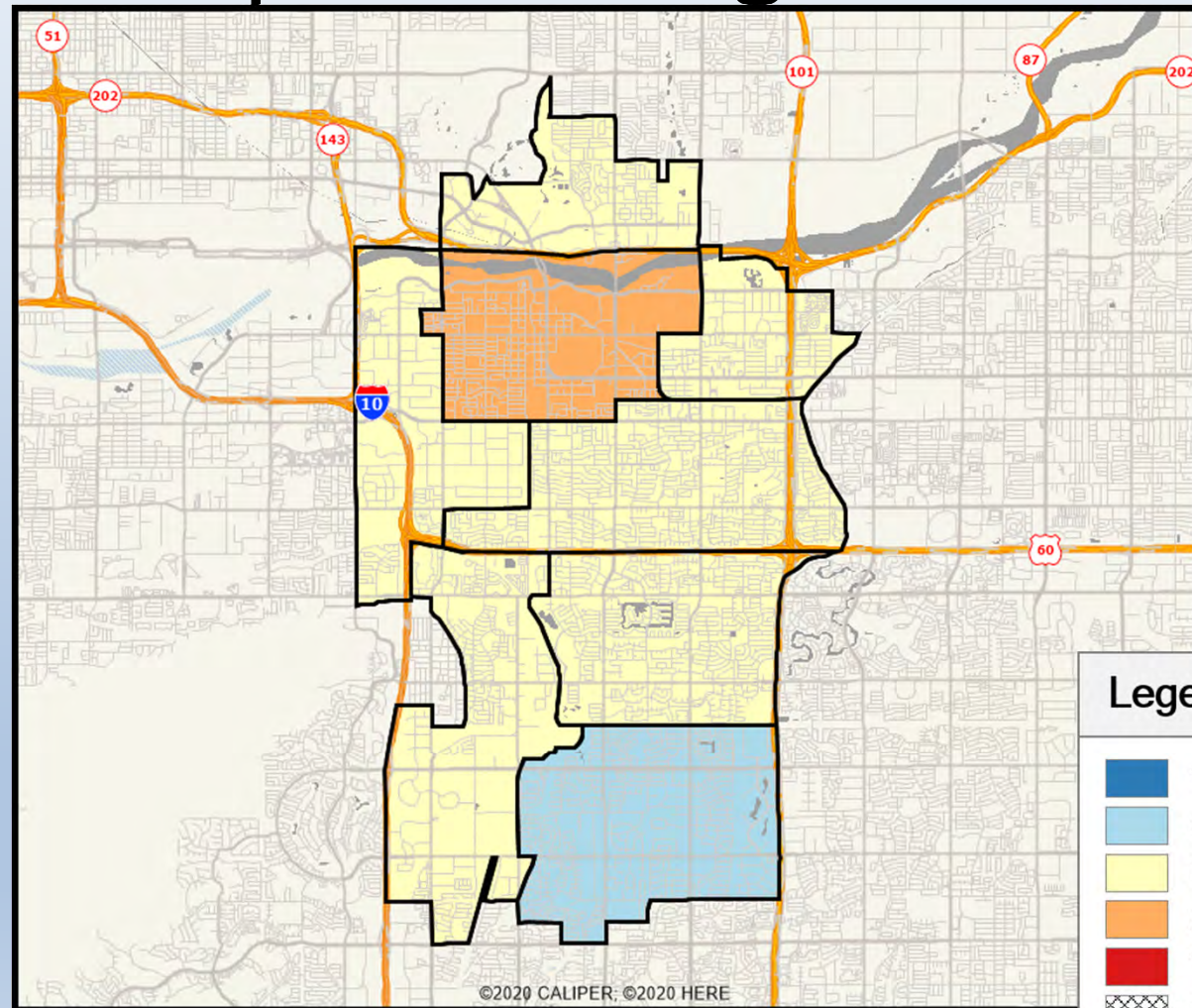


Legend

- Very Satisfied
- Satisfied
- Neutral
- Dissatisfied
- Very Dissatisfied
- No Response

ETC INSTITUTE

Q2b-10. Safety in neighborhood parks at night

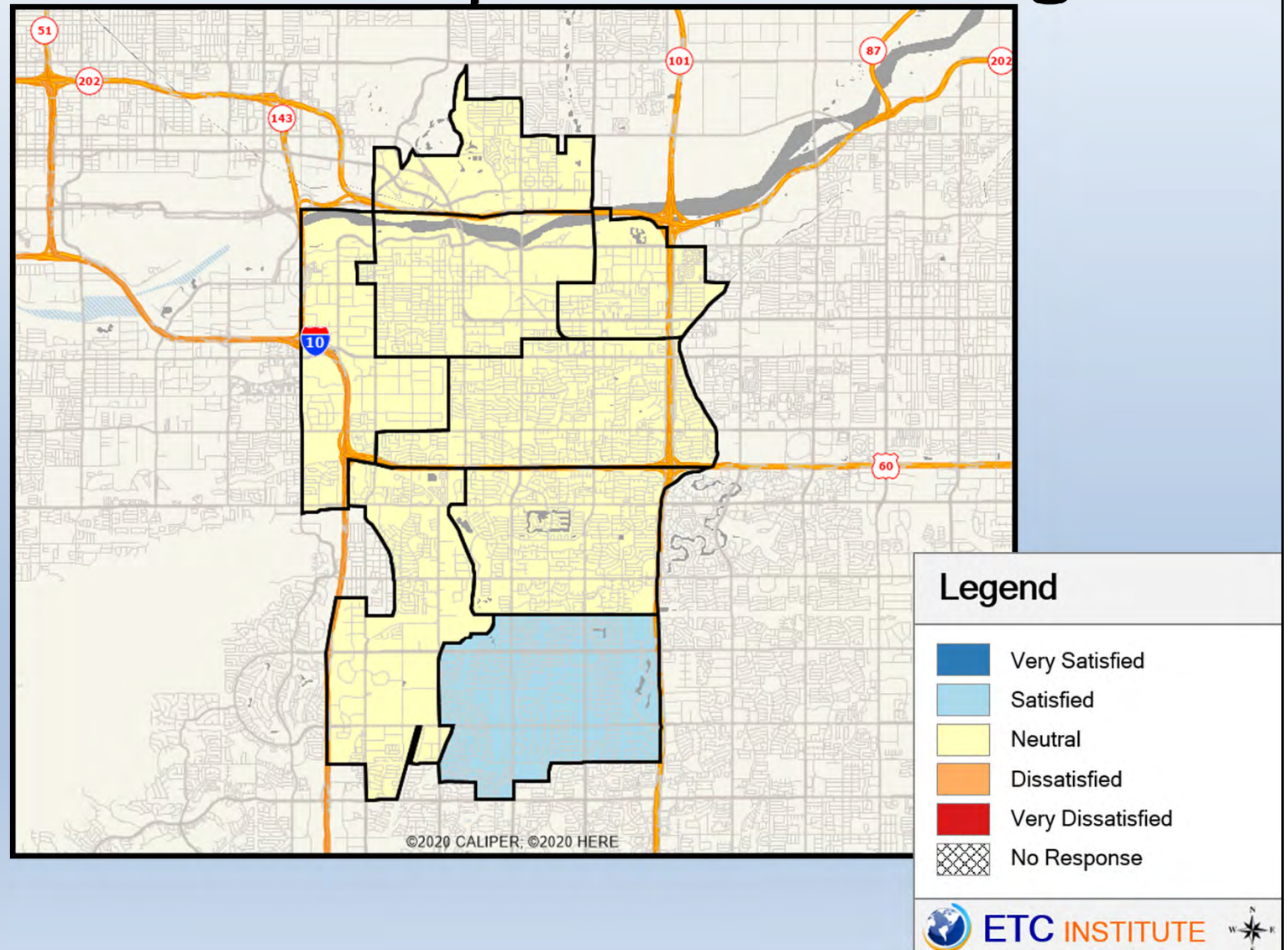


Legend

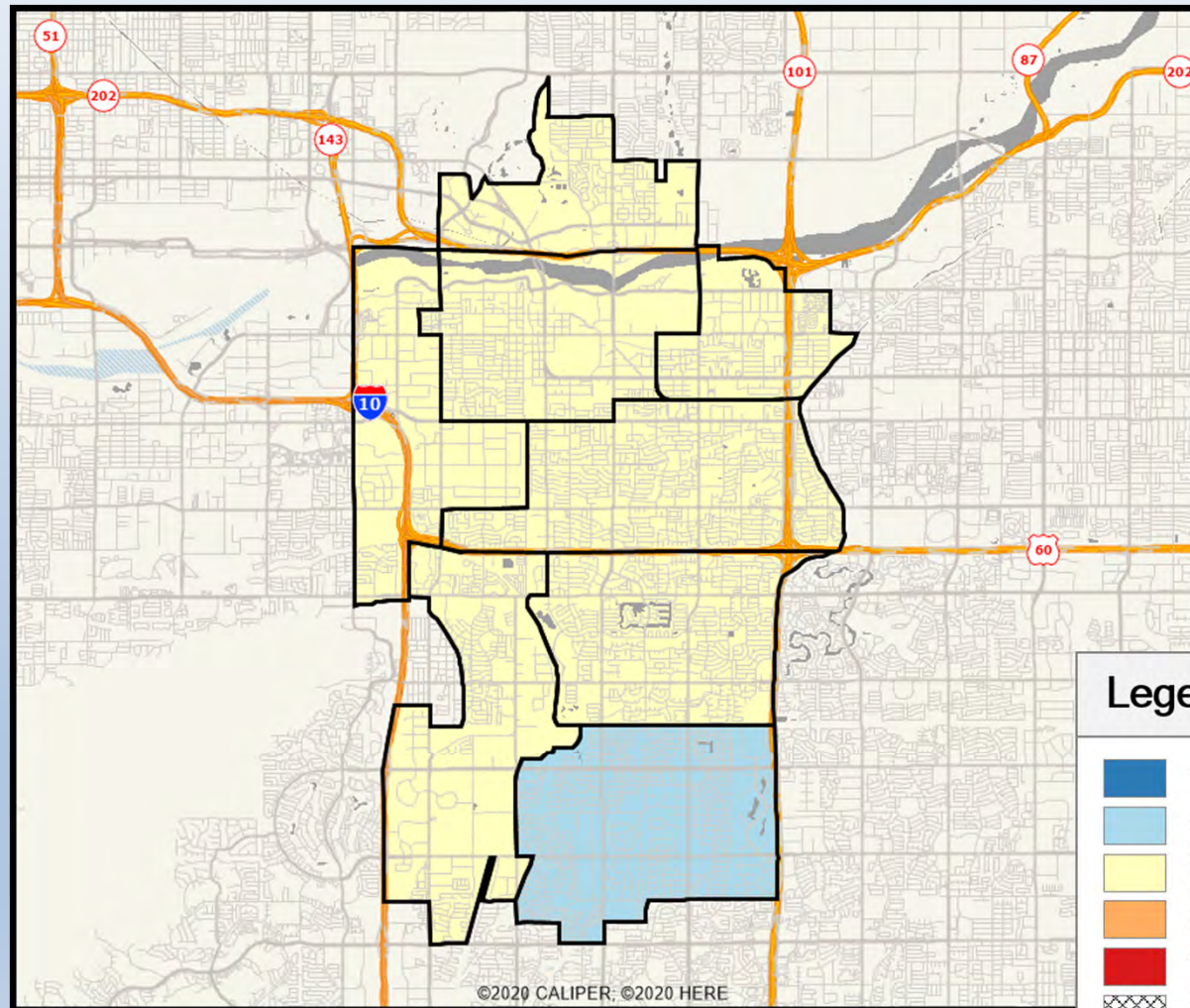
- Very Satisfied
- Satisfied
- Neutral
- Dissatisfied
- Very Dissatisfied
- No Response

ETC INSTITUTE

Q2b-11. Safety in city parks like Kiwanis and Tempe Beach at night



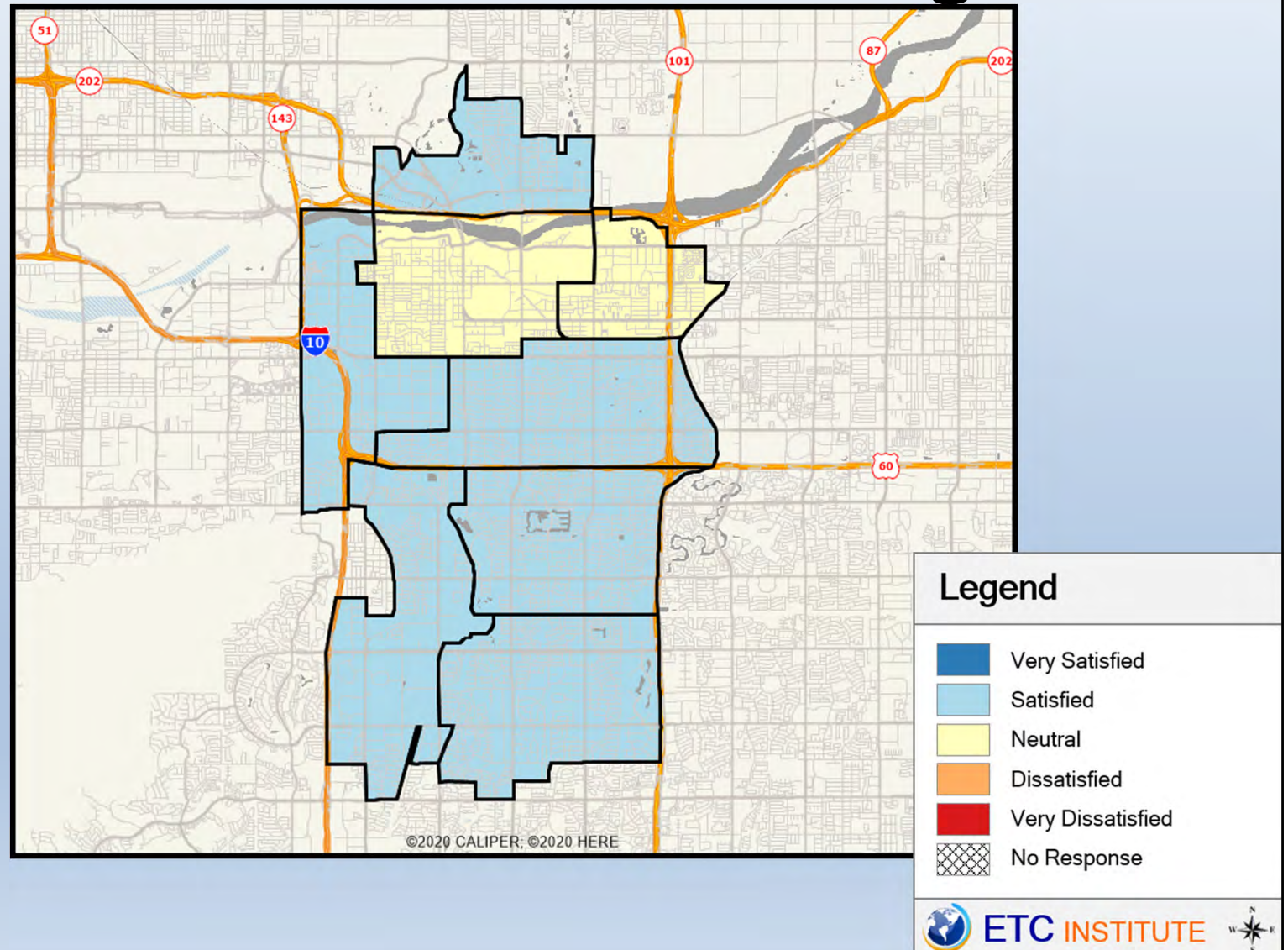
Q2b-12. Safety in desert parks like Papago, Evelyn Hallman, and Hayden Butte at night



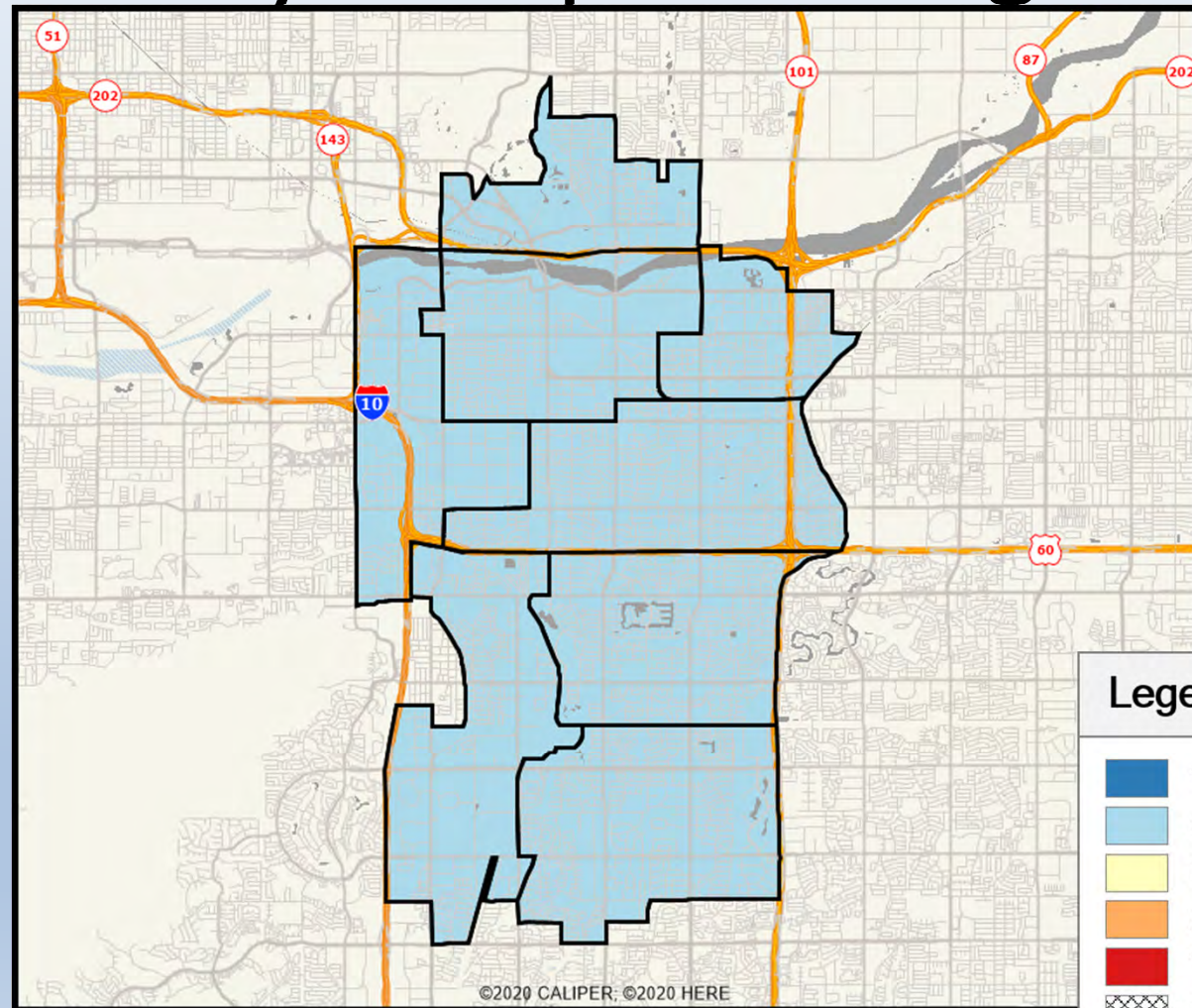
Legend

- Very Satisfied
- Satisfied
- Neutral
- Dissatisfied
- Very Dissatisfied
- No Response

Q2b-13. Safety in city athletic and recreational facilities at night



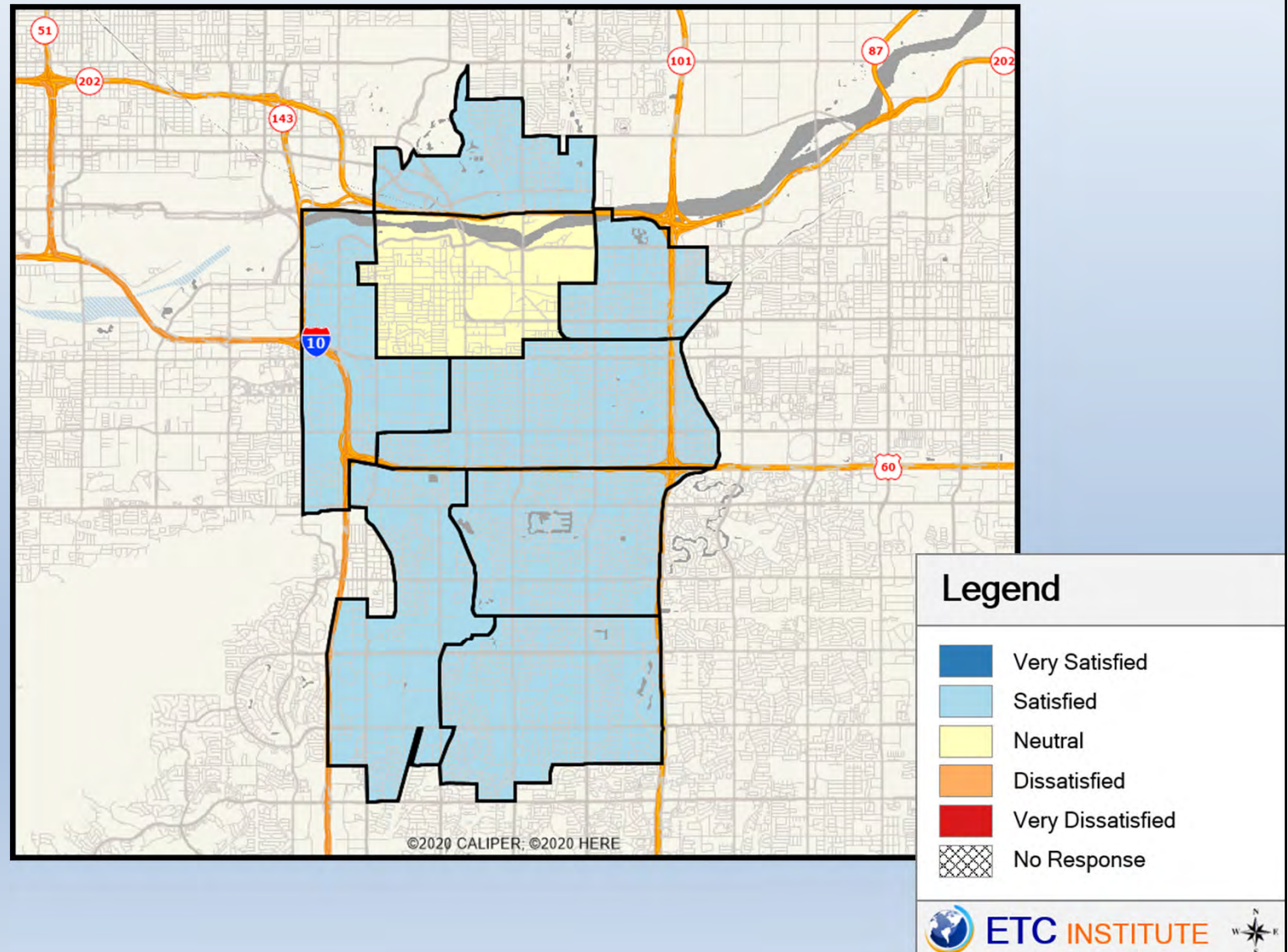
Q2b-14. Safety in Tempe Public Library Complex at night



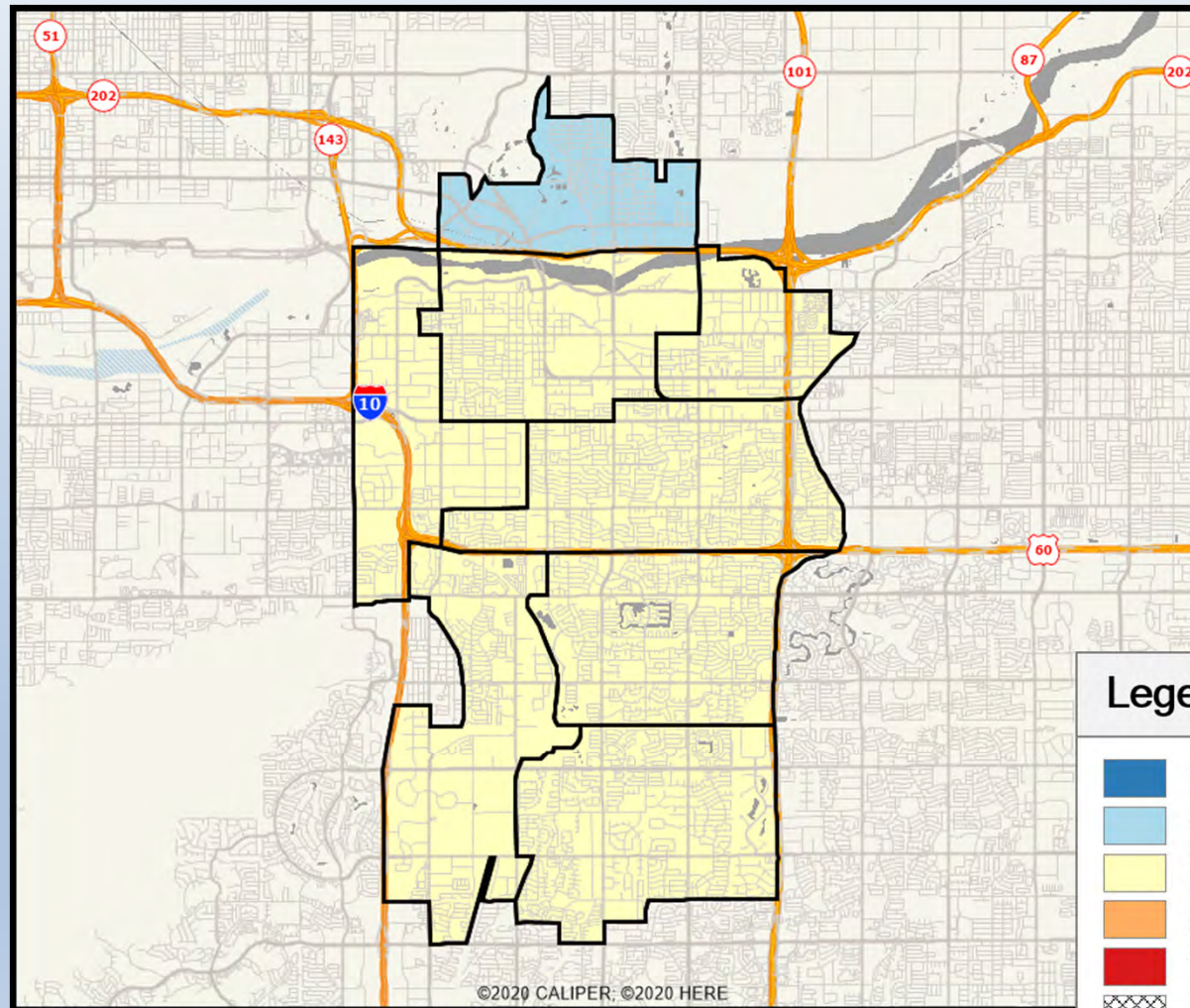
Legend

- Very Satisfied
- Satisfied
- Neutral
- Dissatisfied
- Very Dissatisfied
- No Response

Q2b-15. Safety in City Hall at night



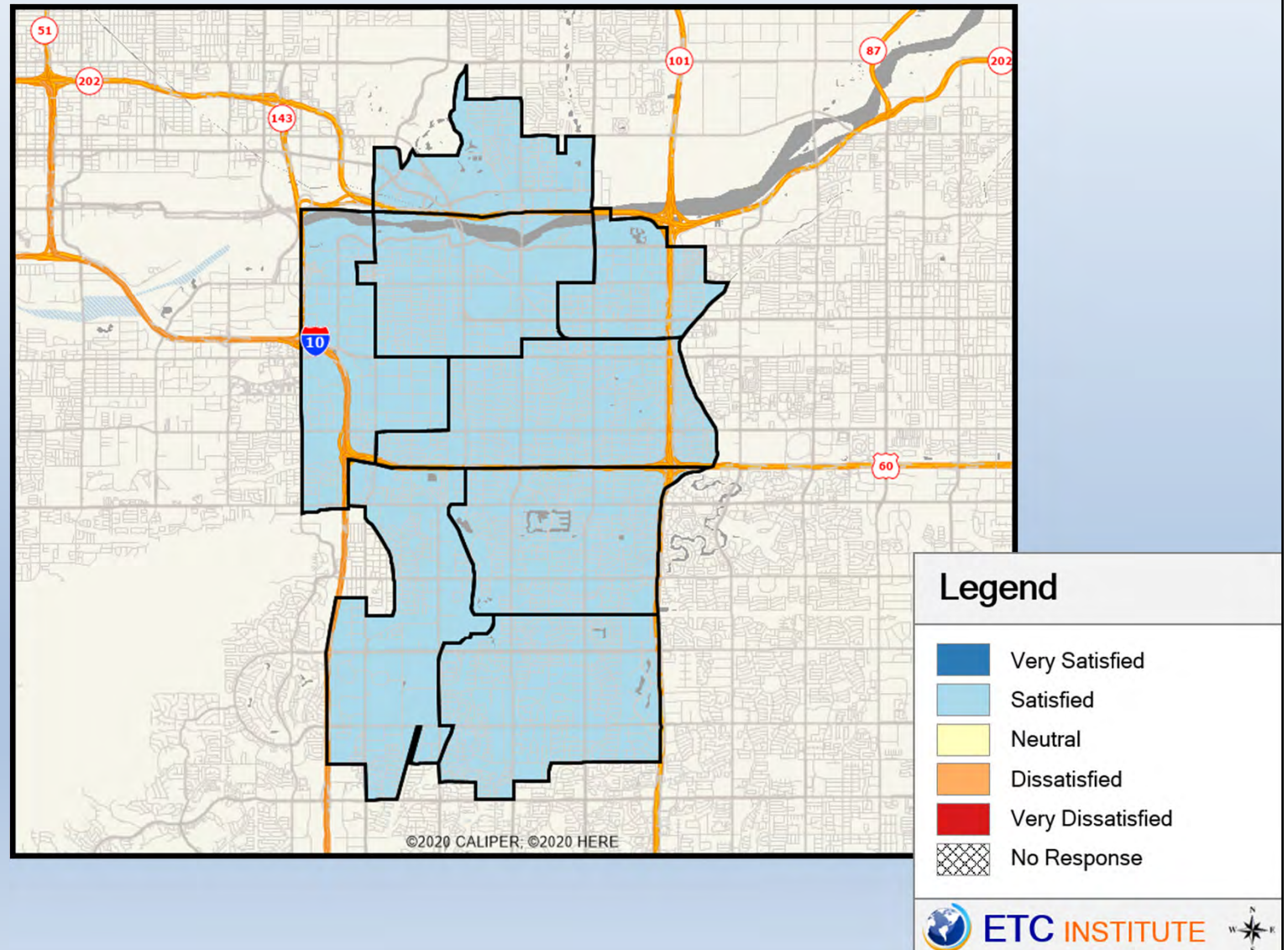
Q2b-16. Safety on Mill Avenue at night



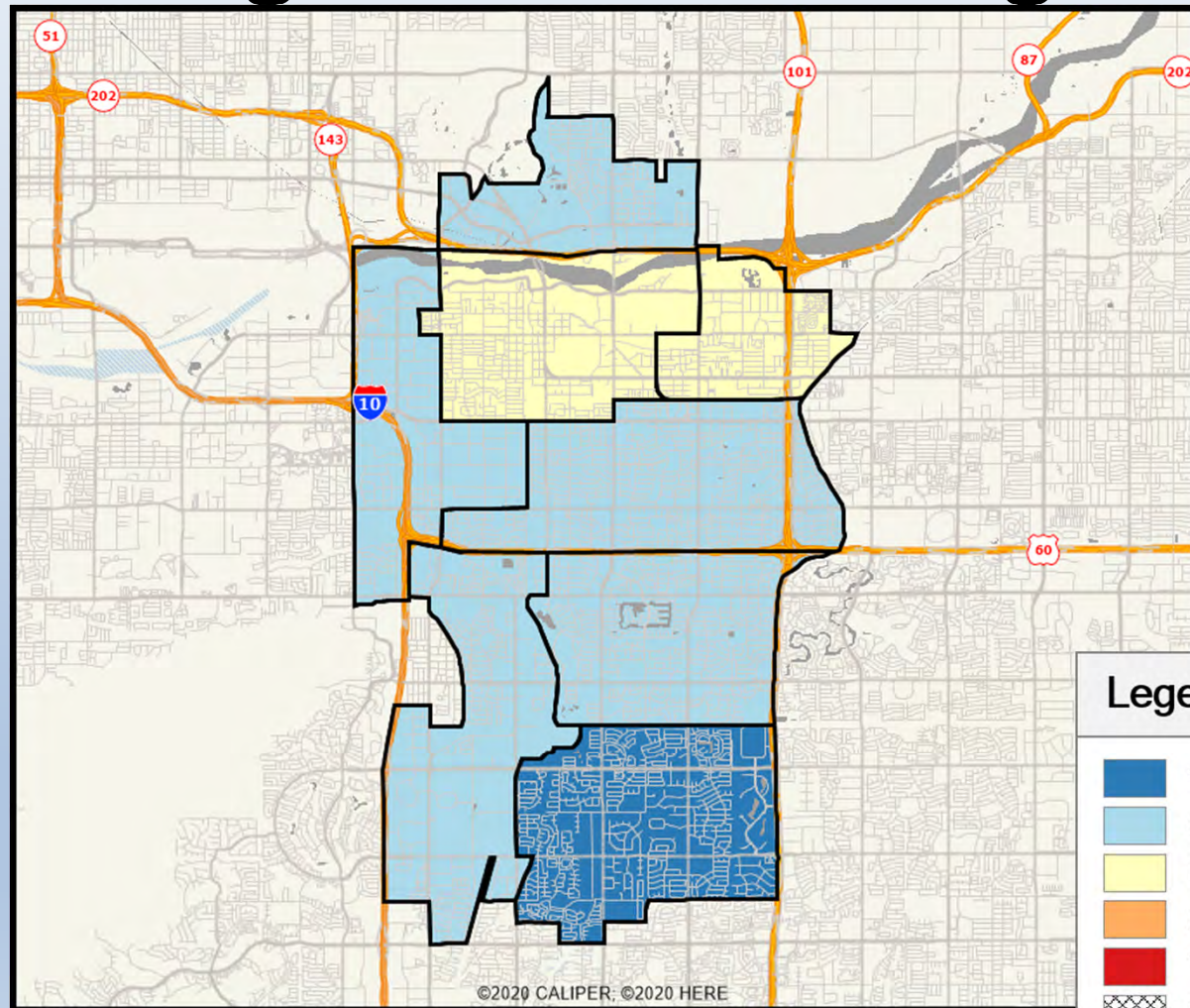
Legend

- Very Satisfied
- Satisfied
- Neutral
- Dissatisfied
- Very Dissatisfied
- No Response

Q2b-17. Safety in businesses at night



Q2b-18. Safety within your home or neighborhood at night

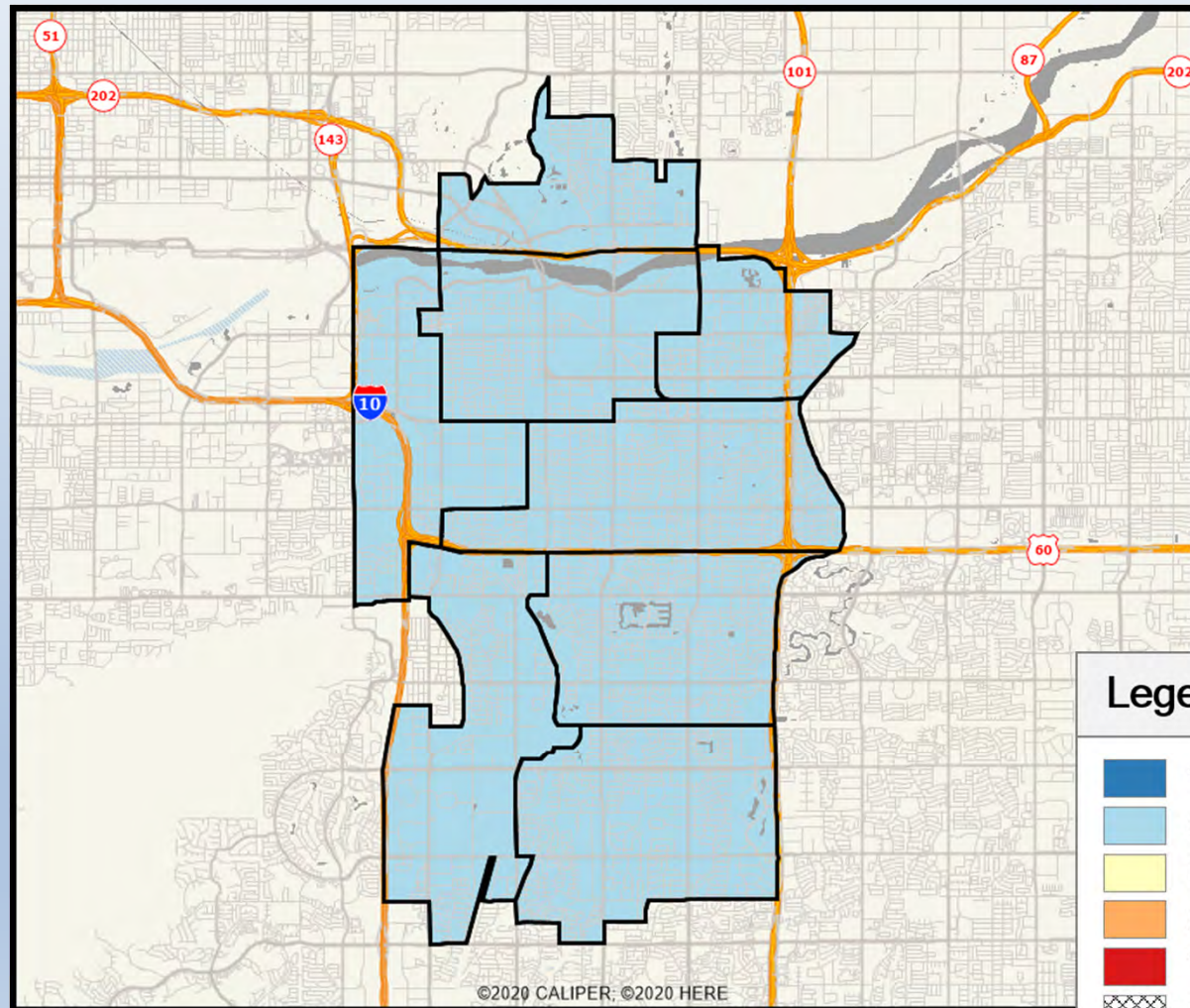


Legend

- Very Satisfied
- Satisfied
- Neutral
- Dissatisfied
- Very Dissatisfied
- No Response

ETC INSTITUTE

Q6-1. The overall quality of services offered by the City of Tempe

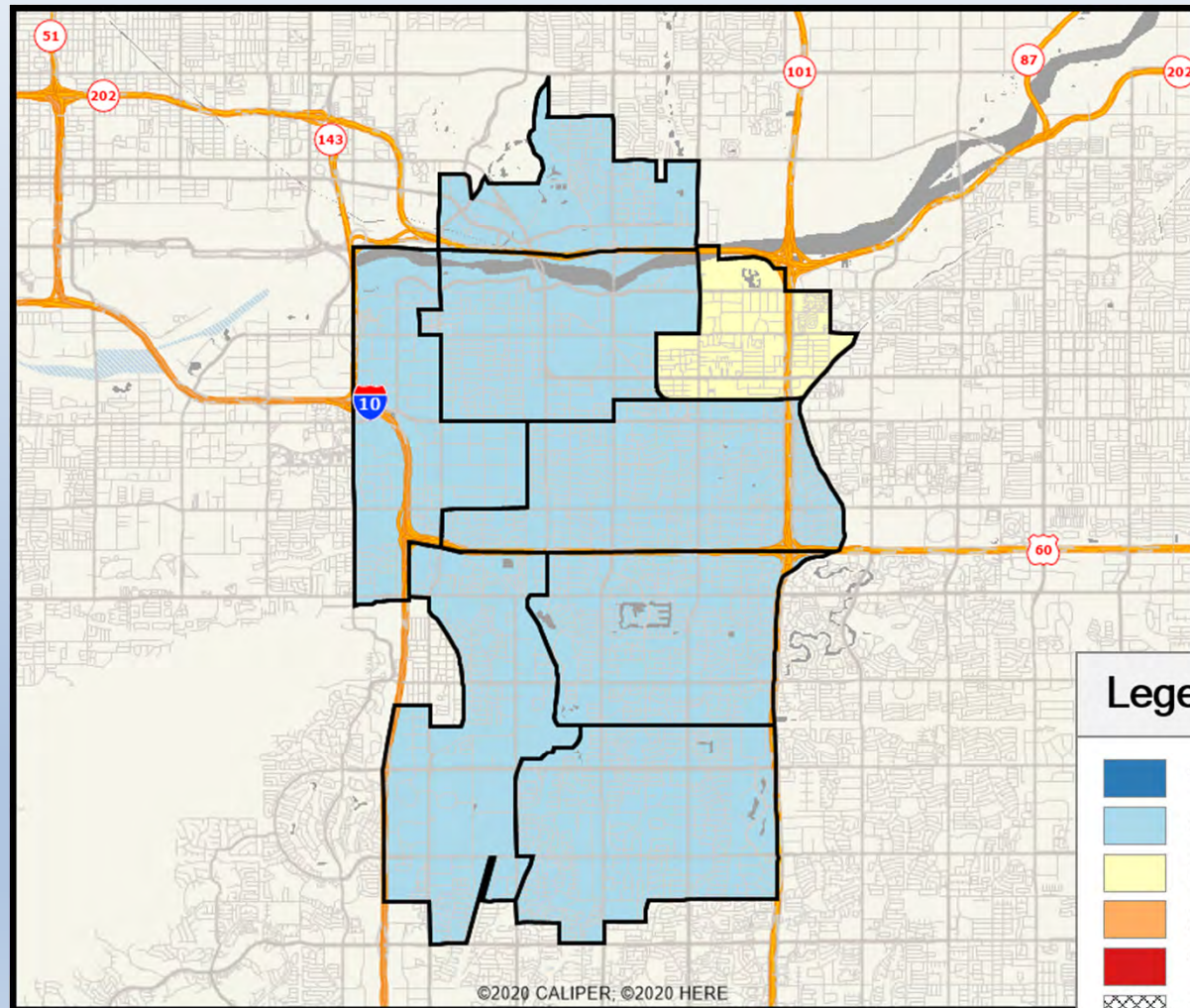


Legend

- Very Satisfied
- Satisfied
- Neutral
- Dissatisfied
- Very Dissatisfied
- No Response

ETC INSTITUTE

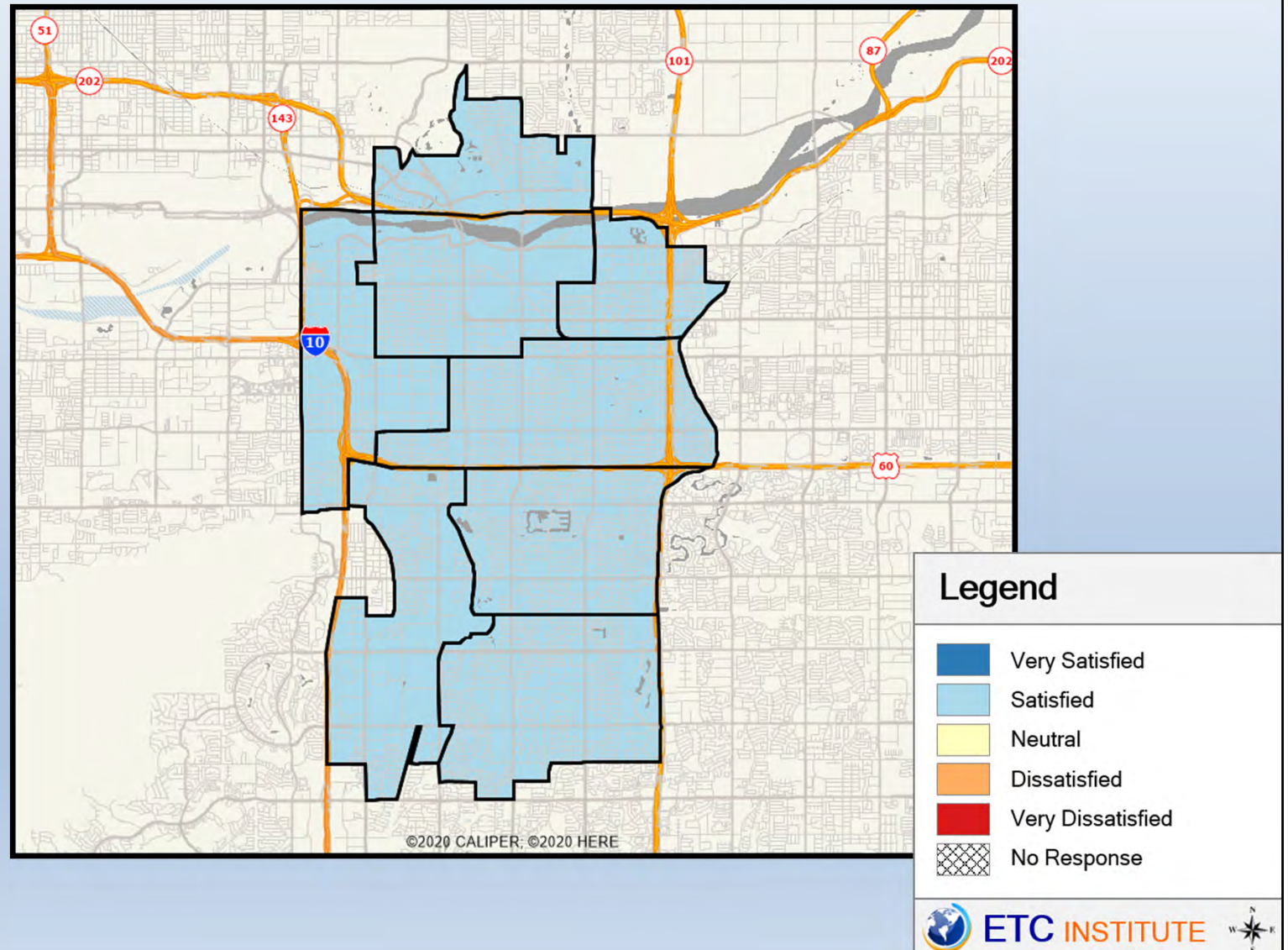
Q6-2. Leadership of the City's elected officials



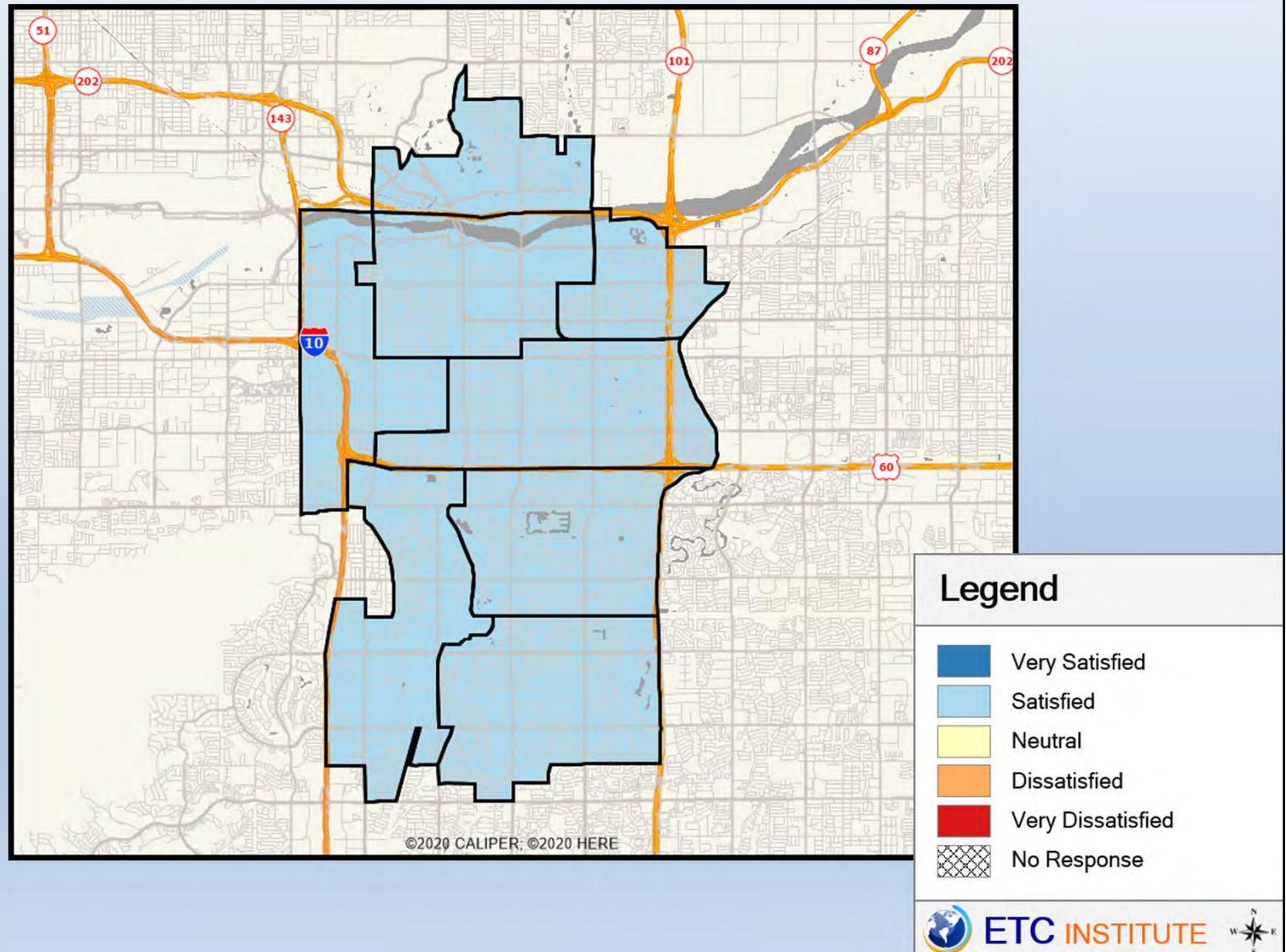
Legend

- Very Satisfied
- Satisfied
- Neutral
- Dissatisfied
- Very Dissatisfied
- No Response

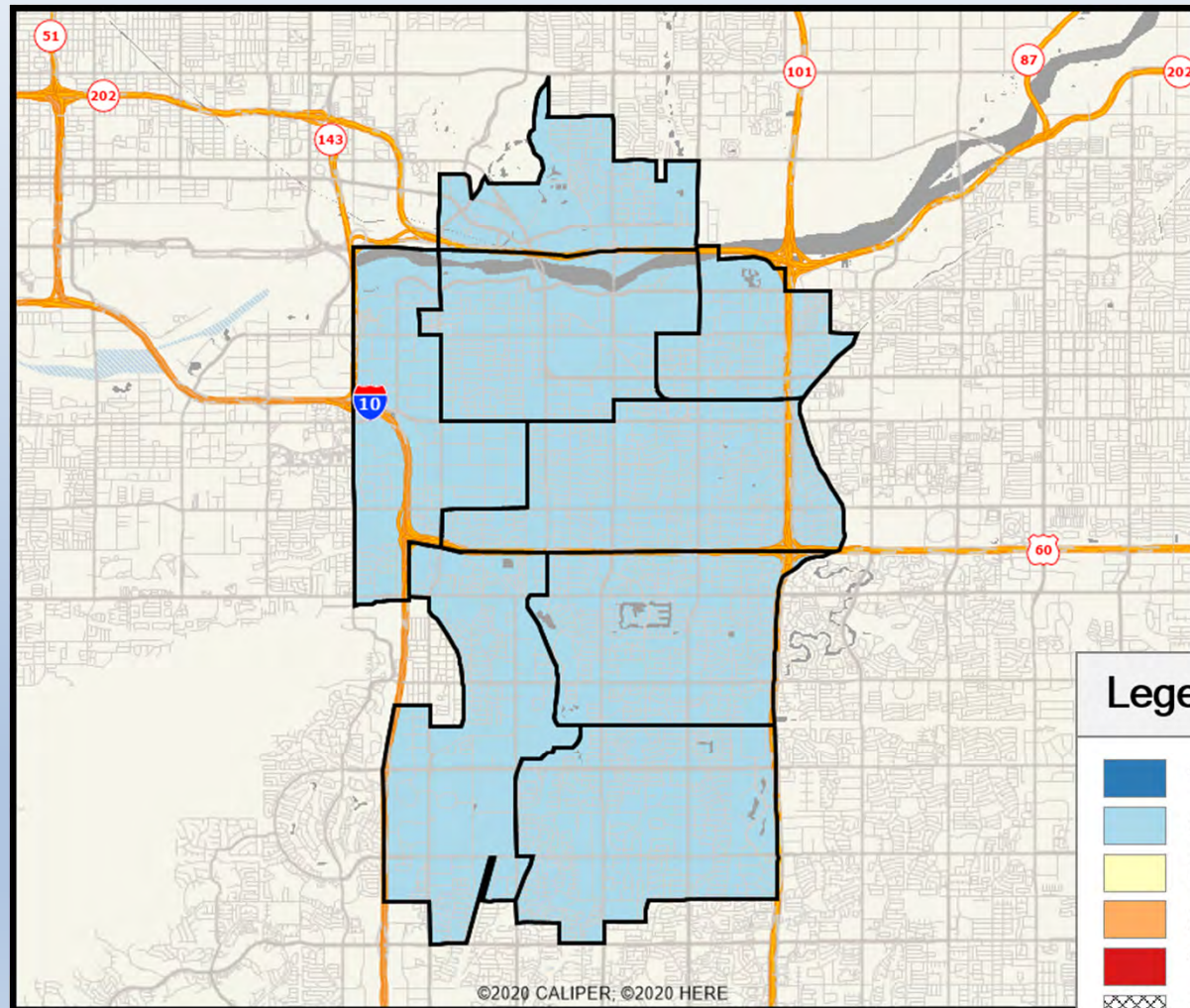
Q6-3. How ethical City employees are in the way they conduct City business



Q6-4. Availability of information about City programs, events, services, and issues



Q6-5. Availability of information on water/wastewater (sewer) and solid waste rates



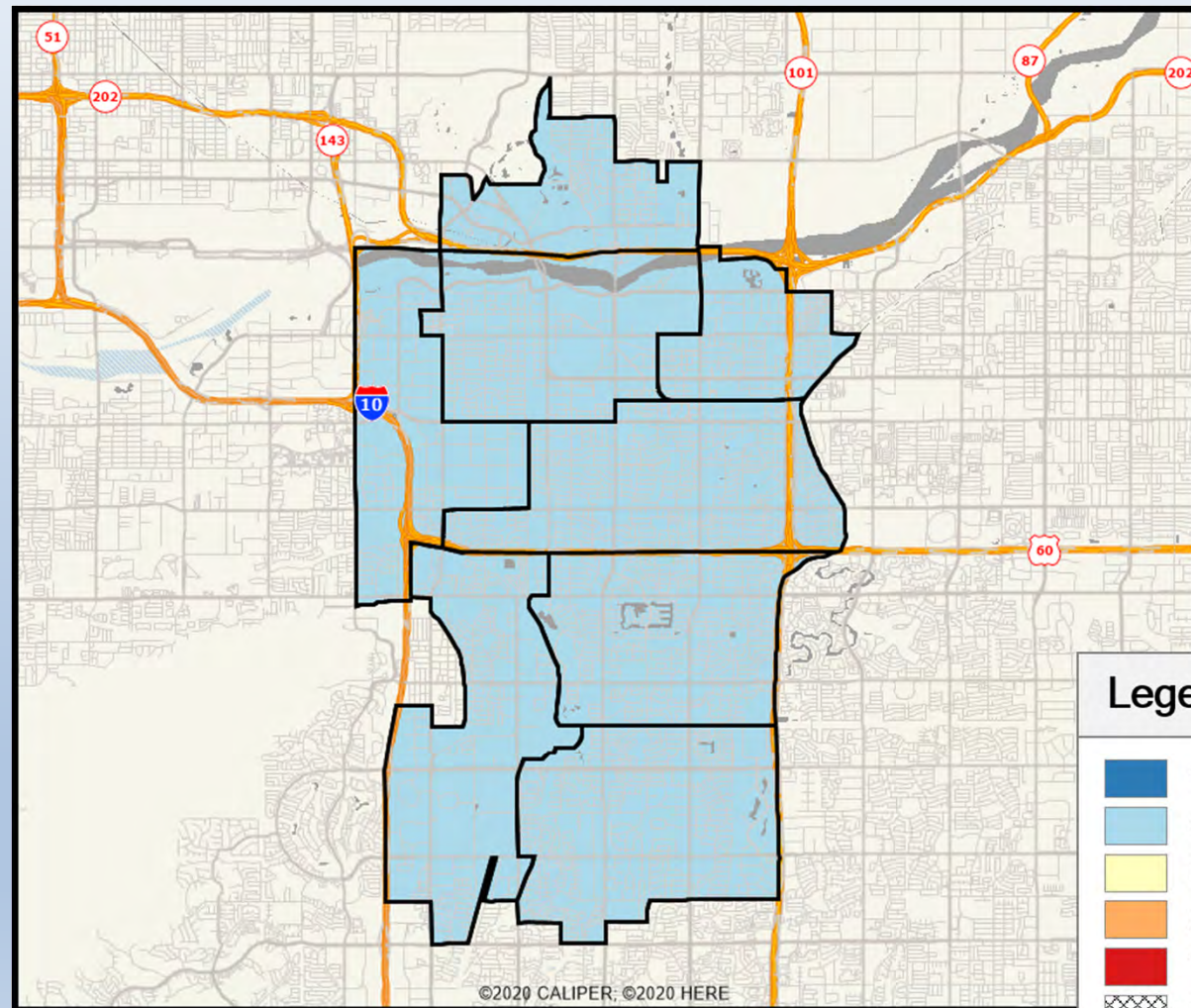
Legend

- Very Satisfied
- Satisfied
- Neutral
- Dissatisfied
- Very Dissatisfied
- No Response

ETC INSTITUTE

©2020 CALIPER; ©2020 HERE

Q6-6. Availability of information on recycling, composting, and water conservation program offerings

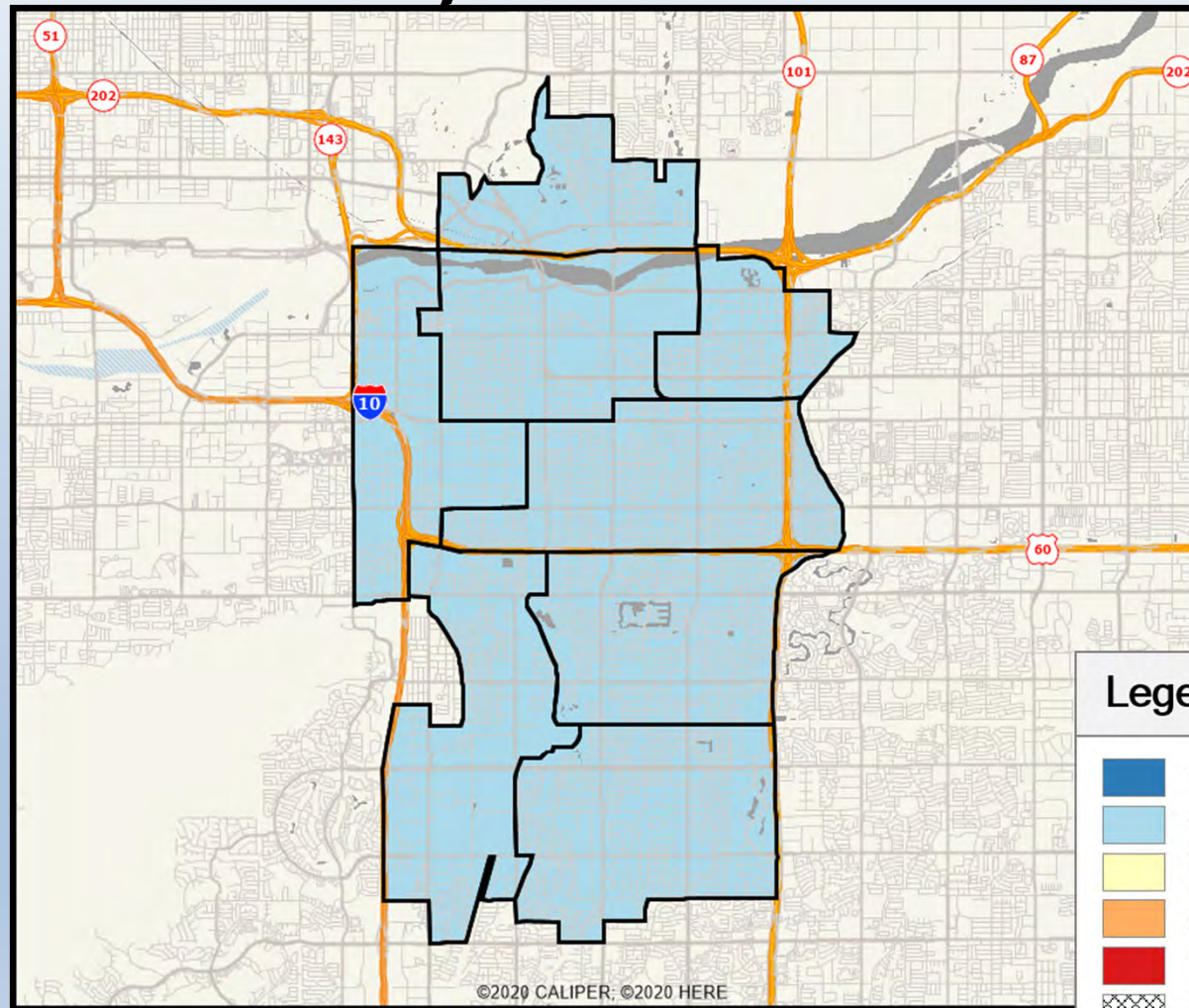


Legend

- Very Satisfied
- Satisfied
- Neutral
- Dissatisfied
- Very Dissatisfied
- No Response

ETC INSTITUTE

Q6-7. How easy Tempe 311 "One Call to City Hall" is to use

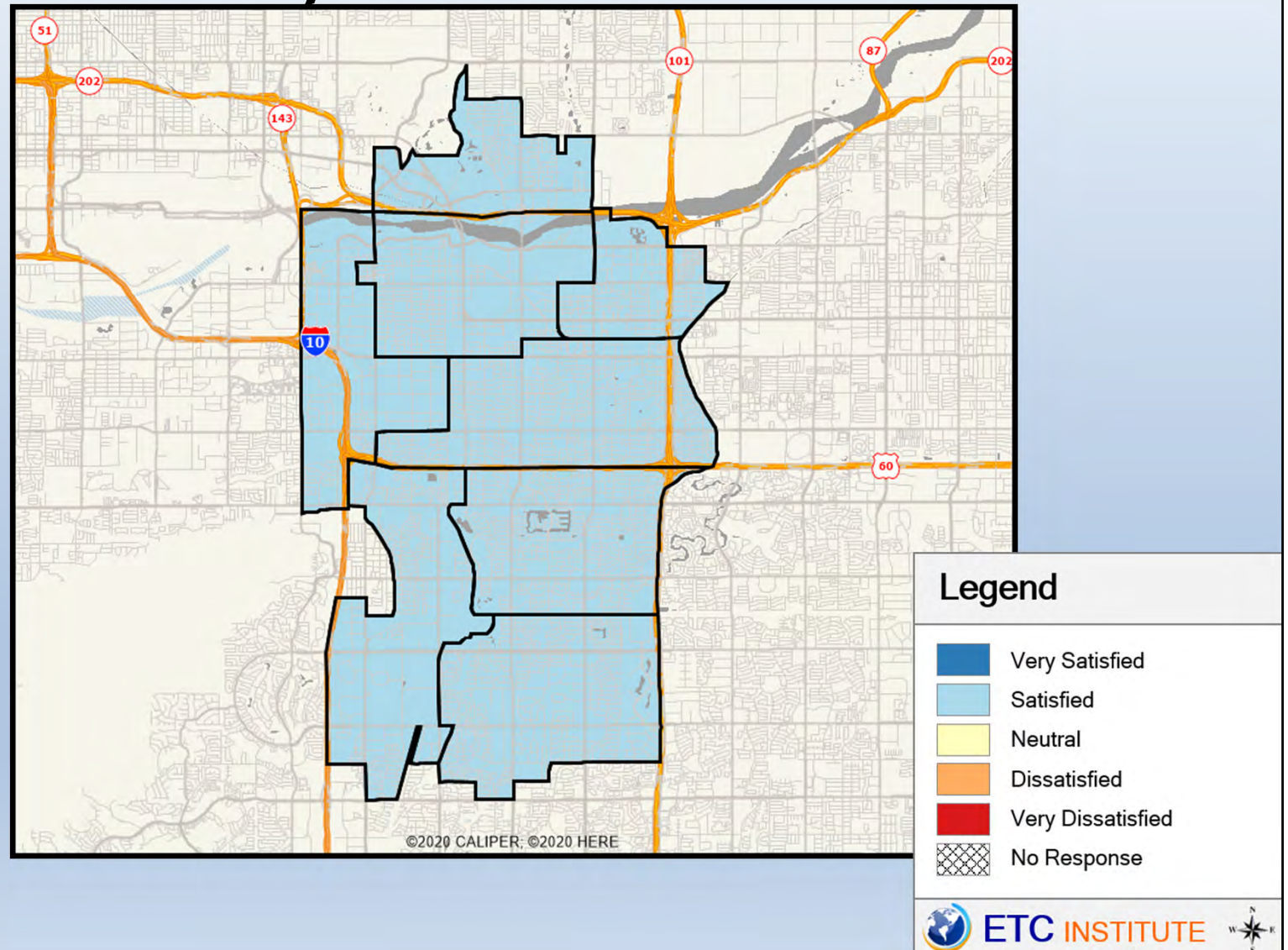


Legend

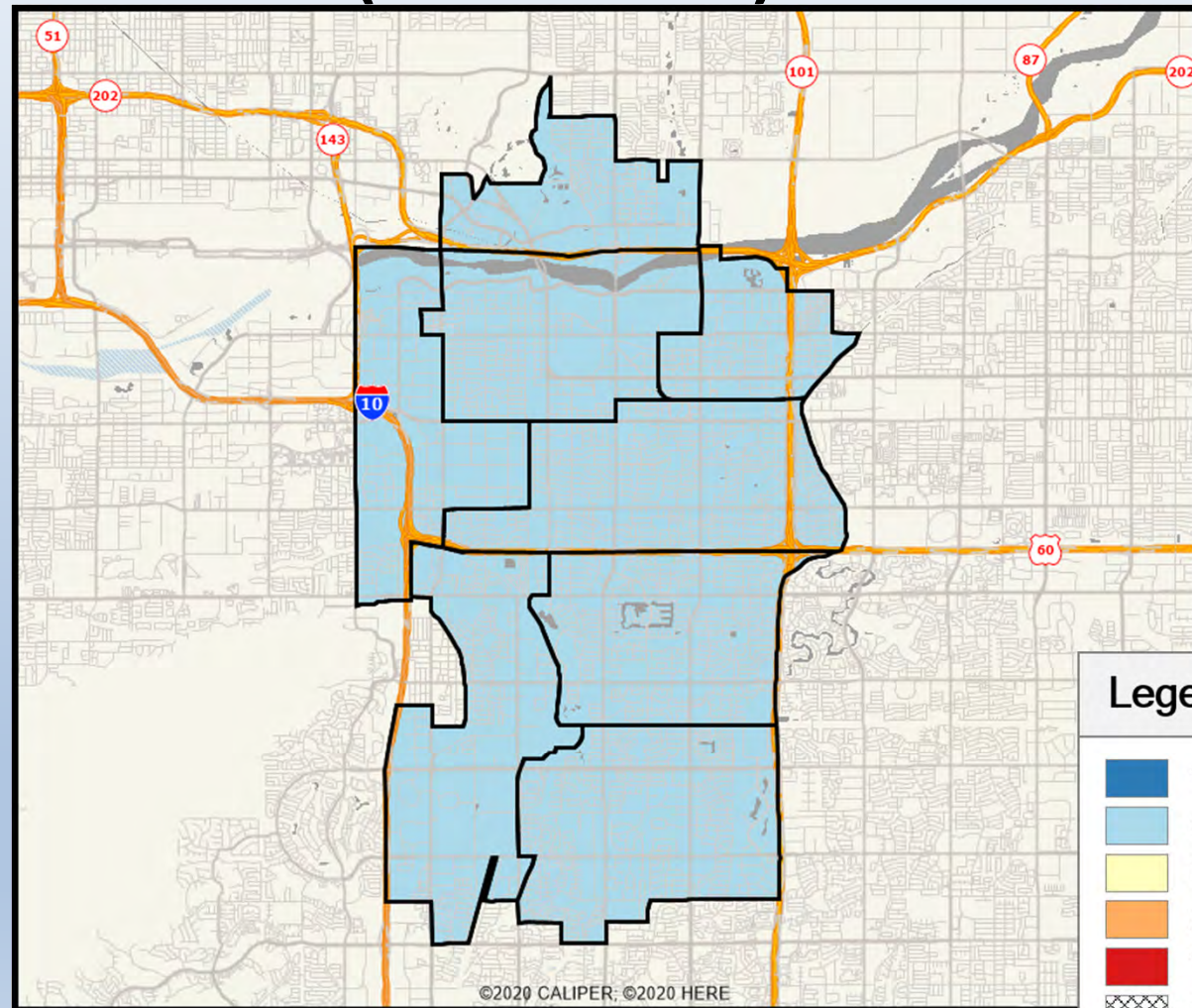
- Very Satisfied
- Satisfied
- Neutral
- Dissatisfied
- Very Dissatisfied
- No Response

ETC INSTITUTE

Q6-8. Overall usefulness of the City's websites



Q6-9. Usefulness of Tempe.gov (website)

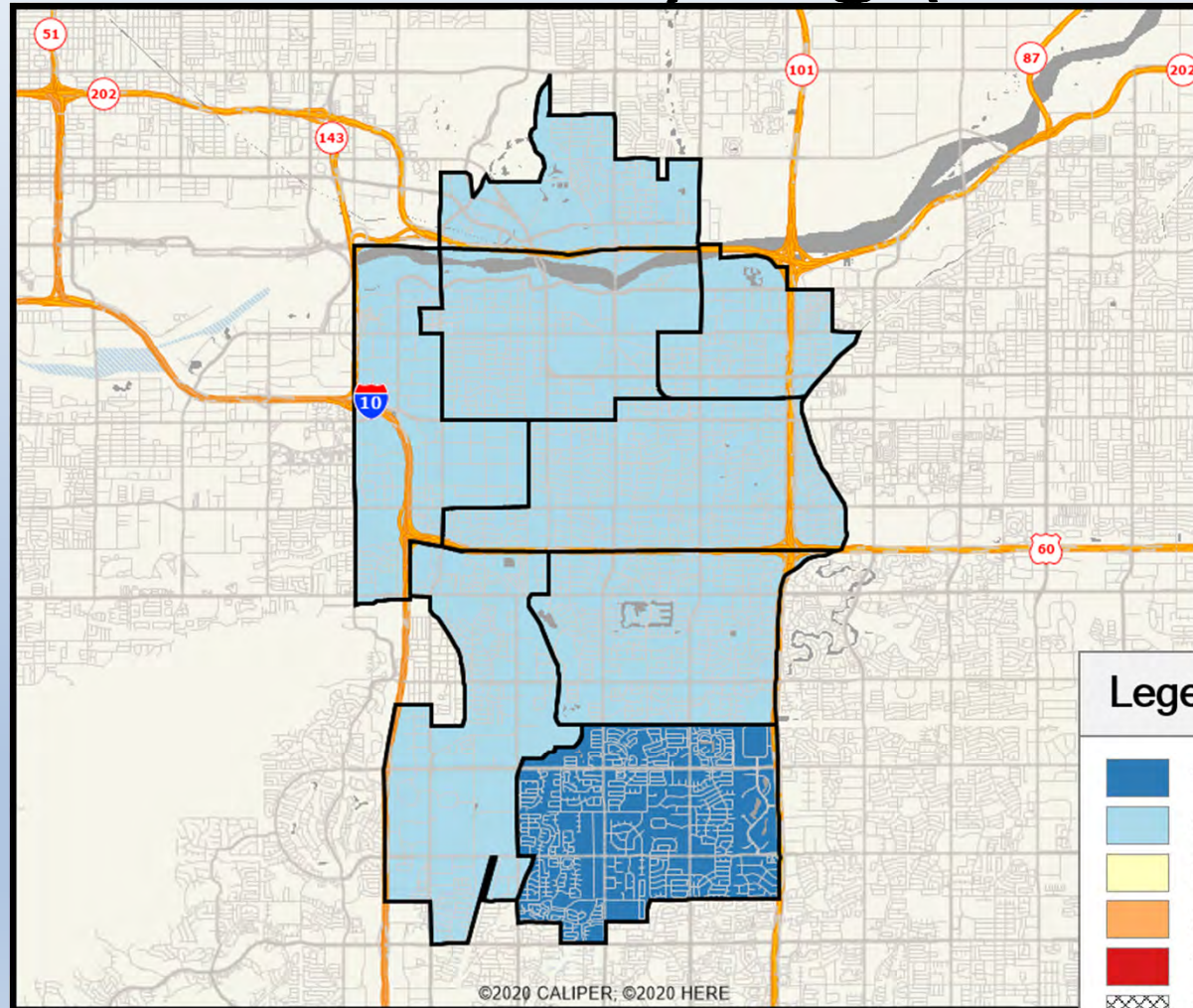


Legend

- Very Satisfied
- Satisfied
- Neutral
- Dissatisfied
- Very Dissatisfied
- No Response

ETC INSTITUTE

Q6-10. Usefulness of TempePublicLibrary.org (website)

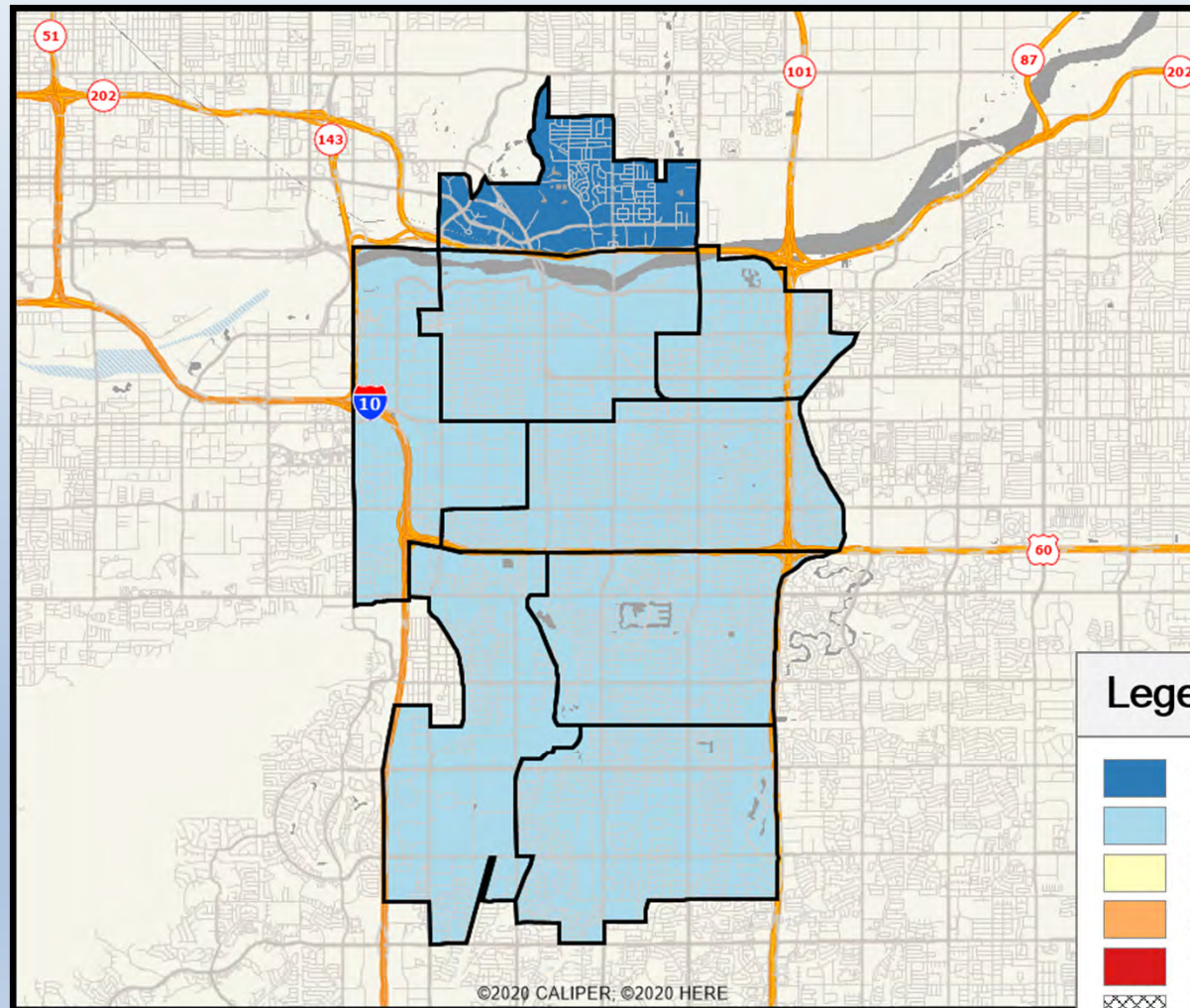


Legend

- Very Satisfied
- Satisfied
- Neutral
- Dissatisfied
- Very Dissatisfied
- No Response

ETC INSTITUTE

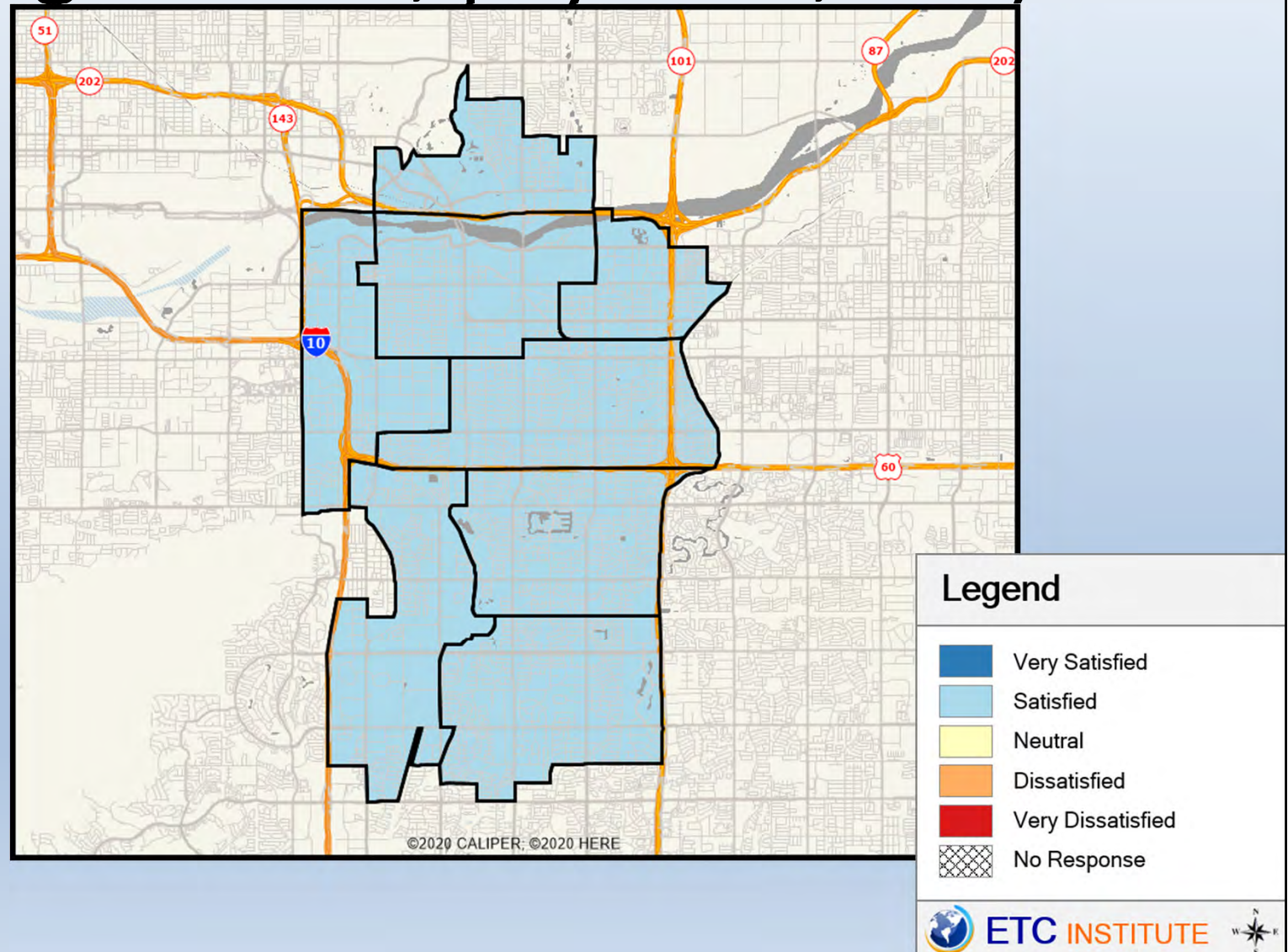
Q6-11. Usefulness of TempeCenterfortheArts.com (website)



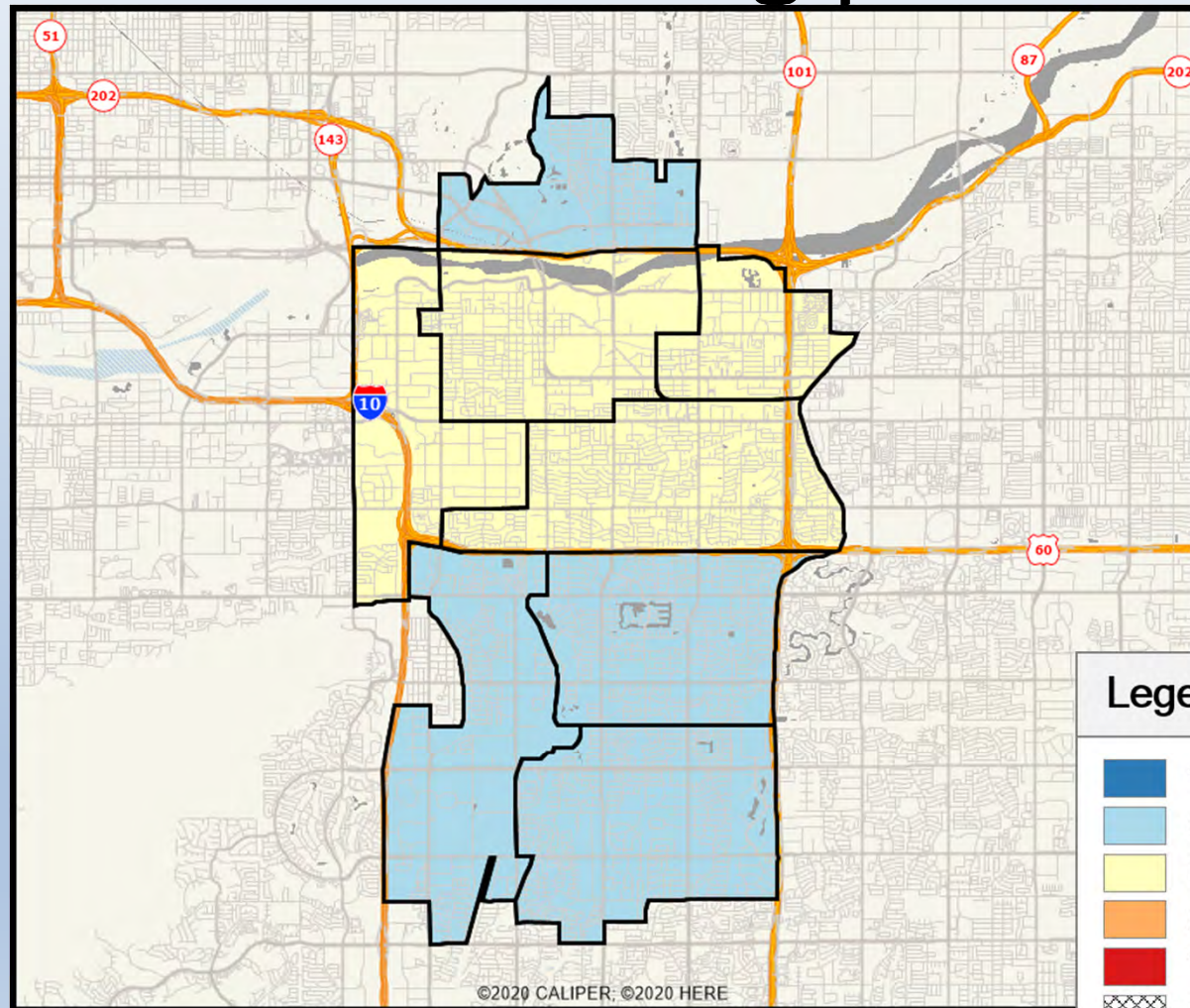
Legend

- Very Satisfied
- Satisfied
- Neutral
- Dissatisfied
- Very Dissatisfied
- No Response

Q6-12. Tempe's online services (registration, payment, etc.)



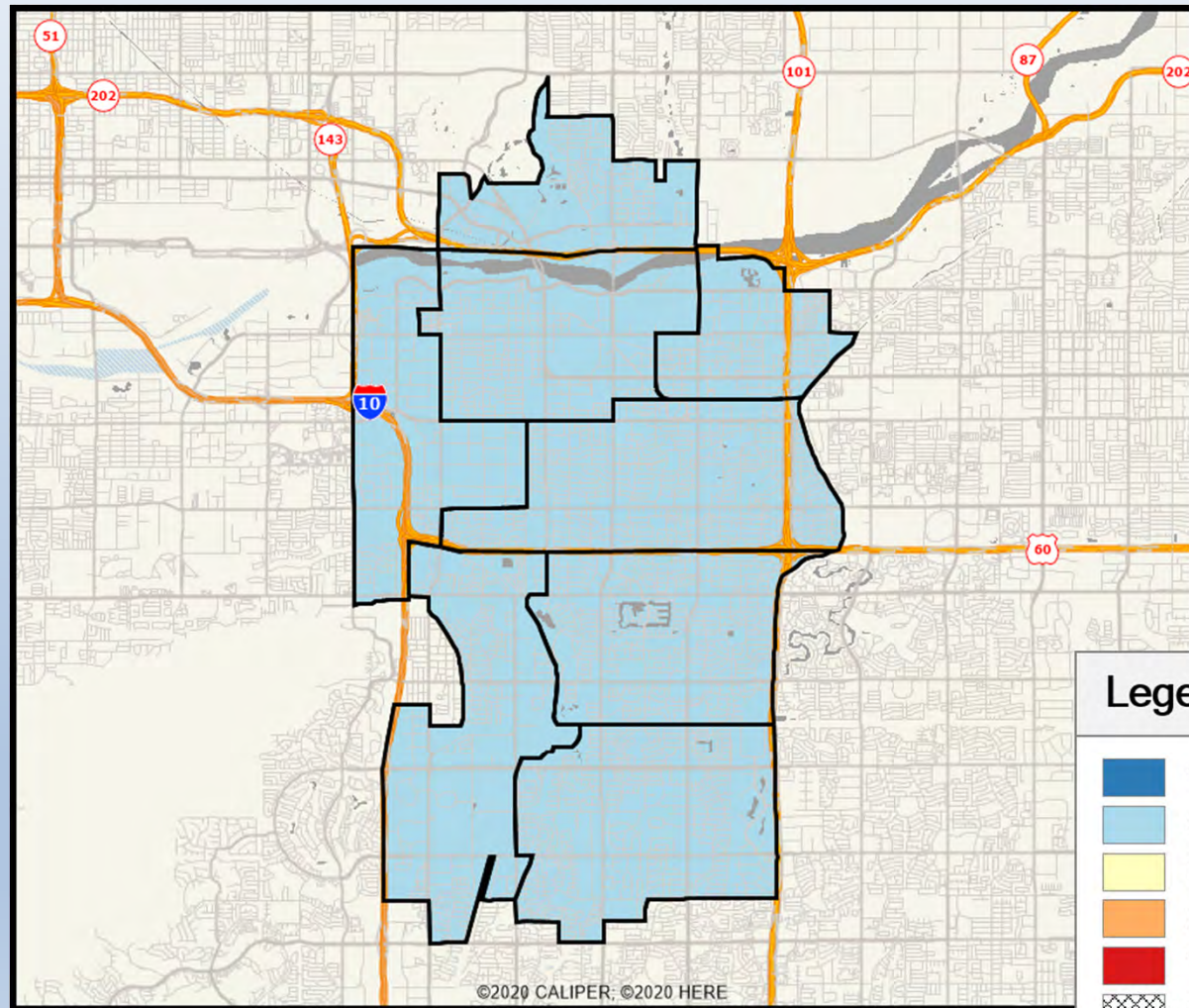
Q6-13. Your ability to participate in City decision-making processes



Legend

- Very Satisfied
- Satisfied
- Neutral
- Dissatisfied
- Very Dissatisfied
- No Response

Q6-14. How well the City treats residents regardless of age, disability, gender, or other characteristics

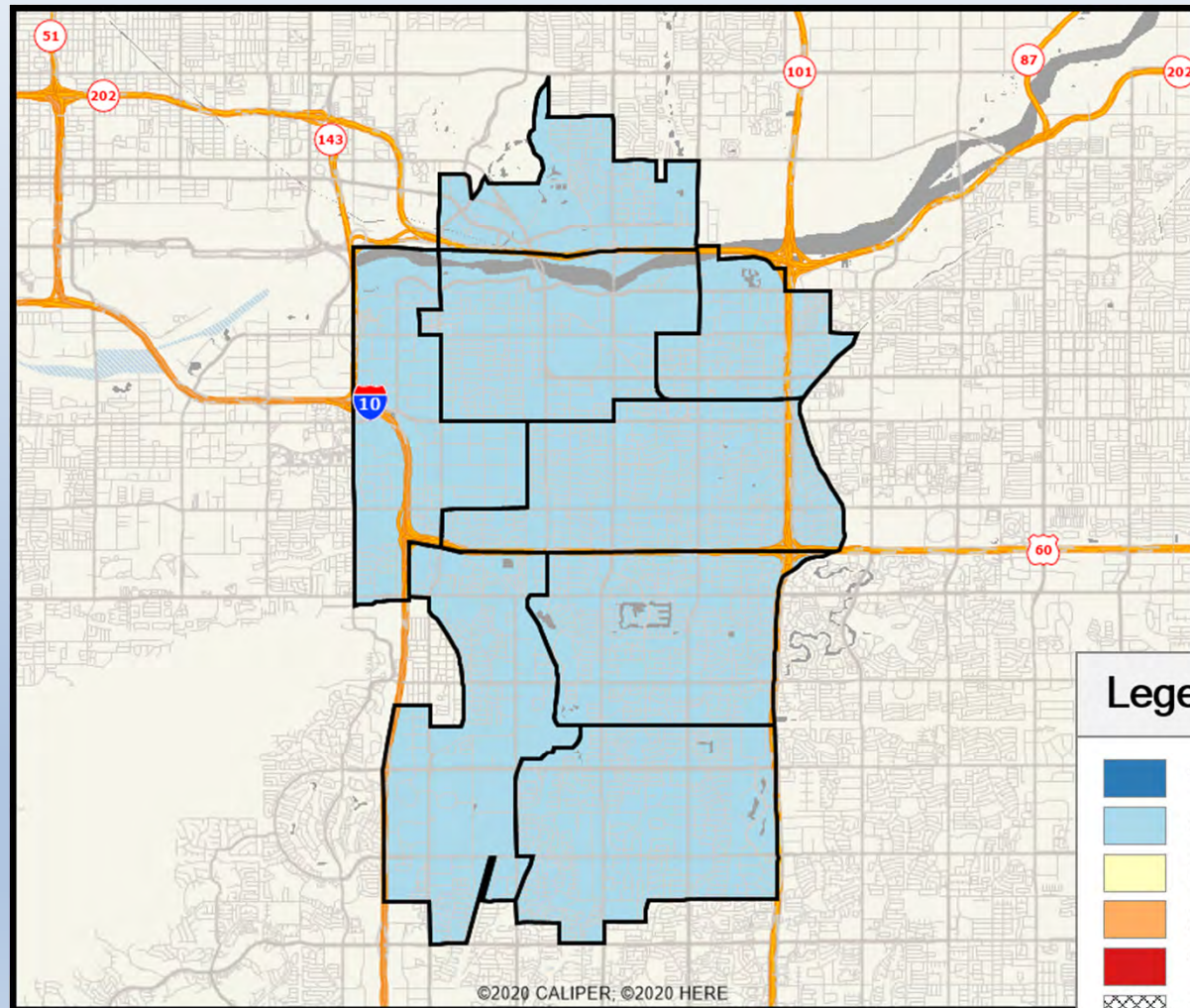


Legend

- Very Satisfied
- Satisfied
- Neutral
- Dissatisfied
- Very Dissatisfied
- No Response

ETC INSTITUTE

Q6-15. Overall quality of customer service

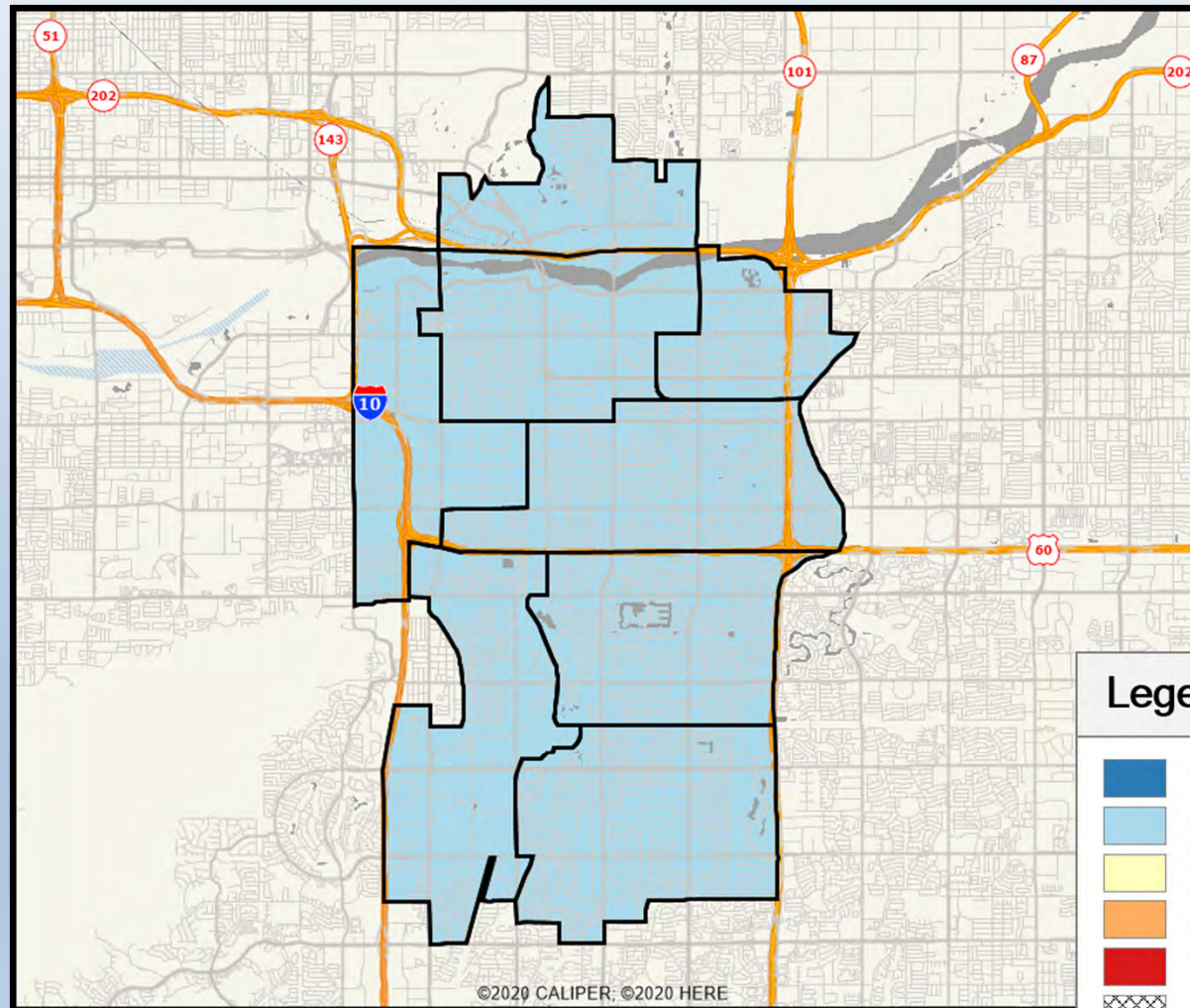


Legend

- Very Satisfied
- Satisfied
- Neutral
- Dissatisfied
- Very Dissatisfied
- No Response

ETC INSTITUTE

Q8-1. City Council Meetings (schedules, agendas, minutes, videos)

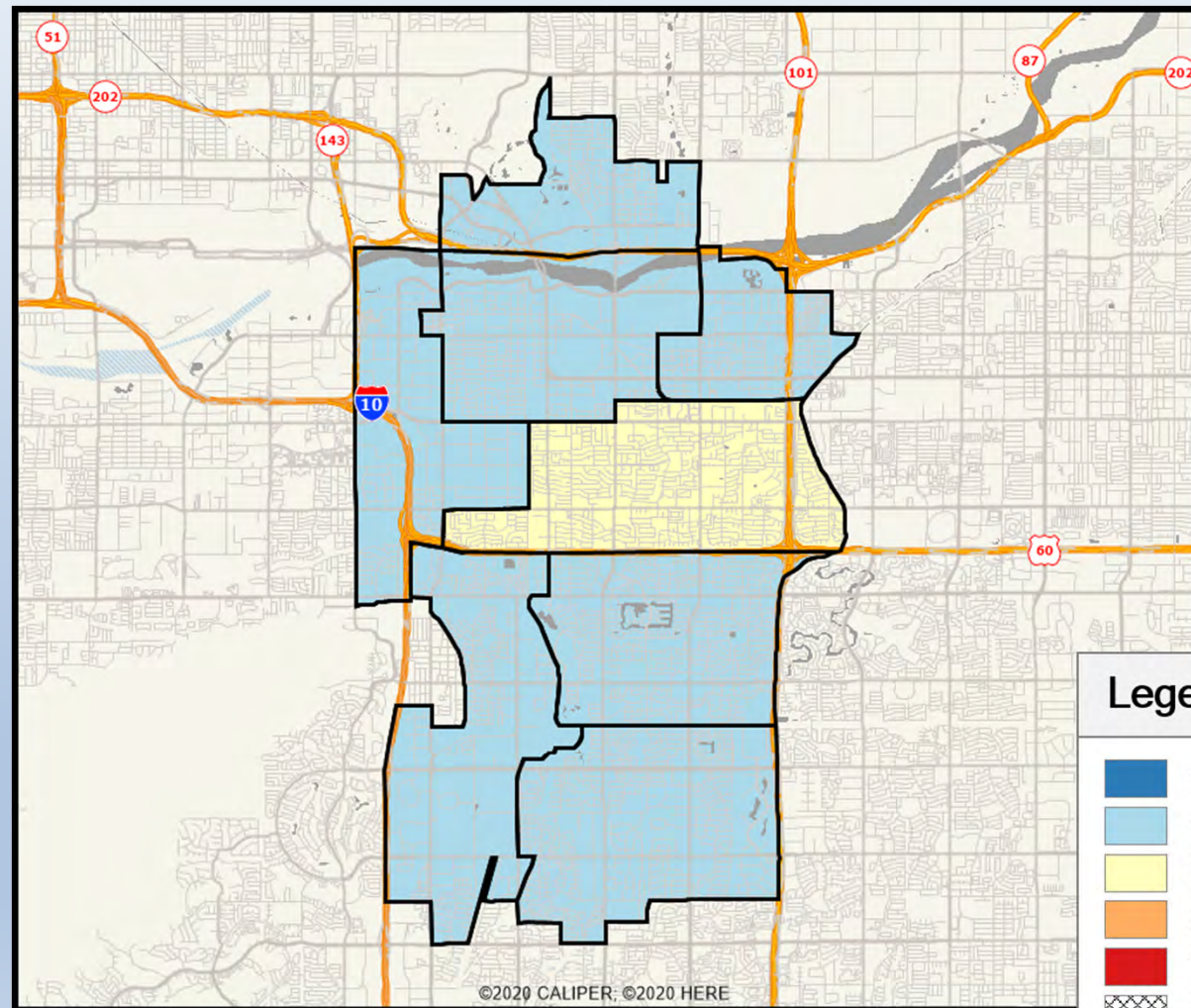


Legend

- Very Satisfied
- Satisfied
- Neutral
- Dissatisfied
- Very Dissatisfied
- No Response

ETC INSTITUTE

Q8-2. Boards and Commission Meetings (schedules, agendas, minutes)

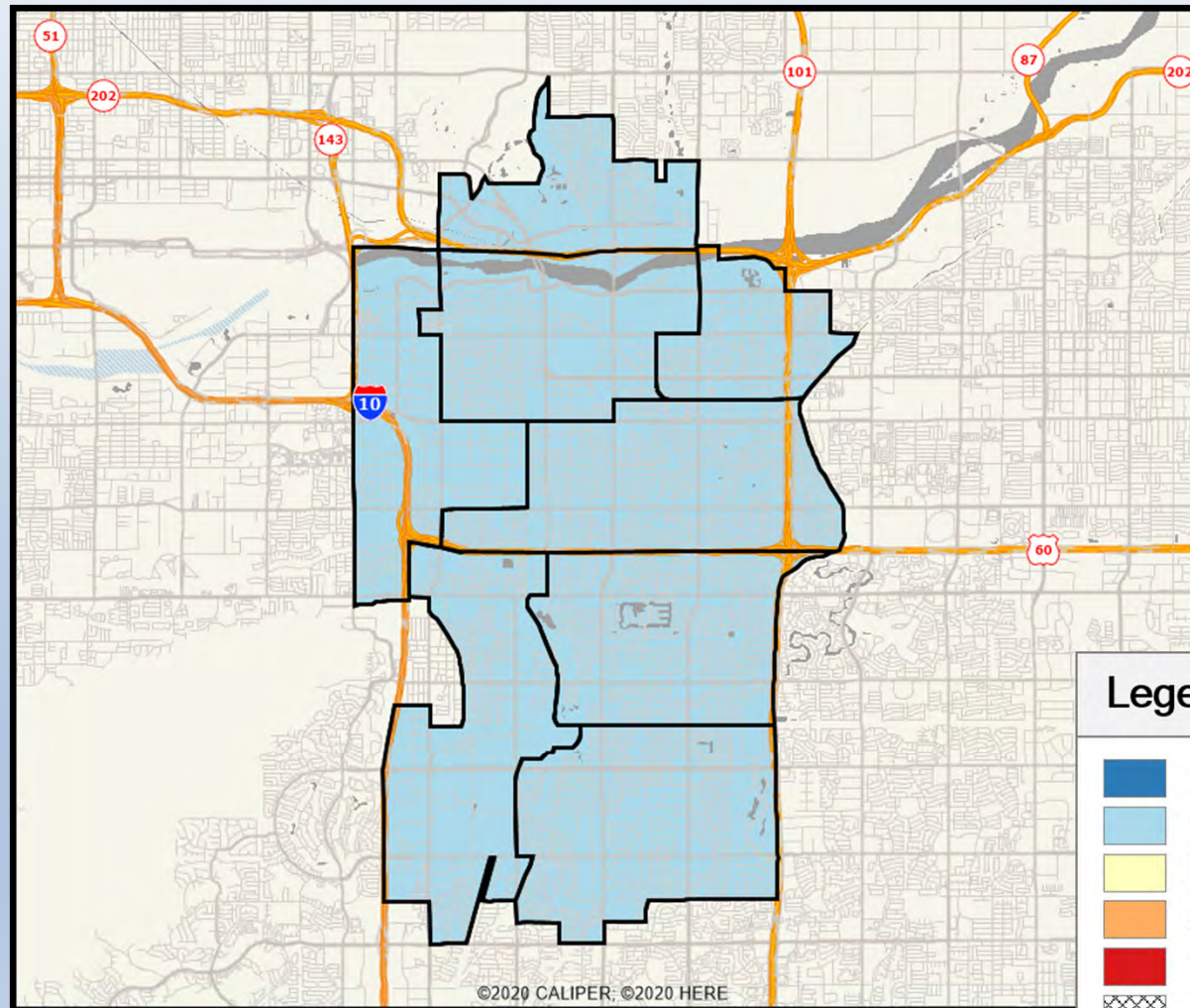


Legend

- Very Satisfied
- Satisfied
- Neutral
- Dissatisfied
- Very Dissatisfied
- No Response

ETC INSTITUTE

Q8-3. City Elections (election information and results, voter outreach)

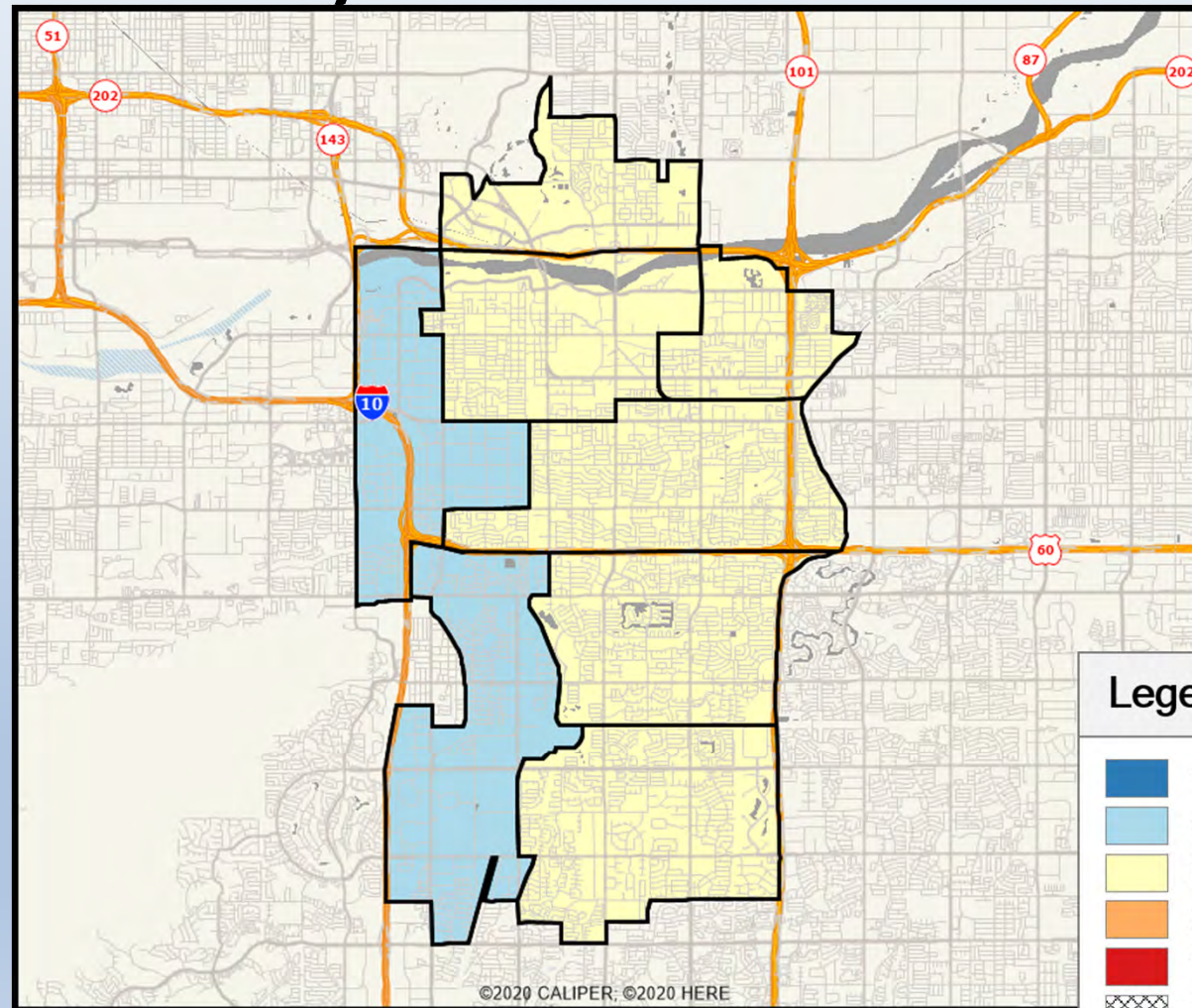


Legend

- Very Satisfied
- Satisfied
- Neutral
- Dissatisfied
- Very Dissatisfied
- No Response

ETC INSTITUTE

Q8-4. Campaign Finance and Lobbyist Disclosures

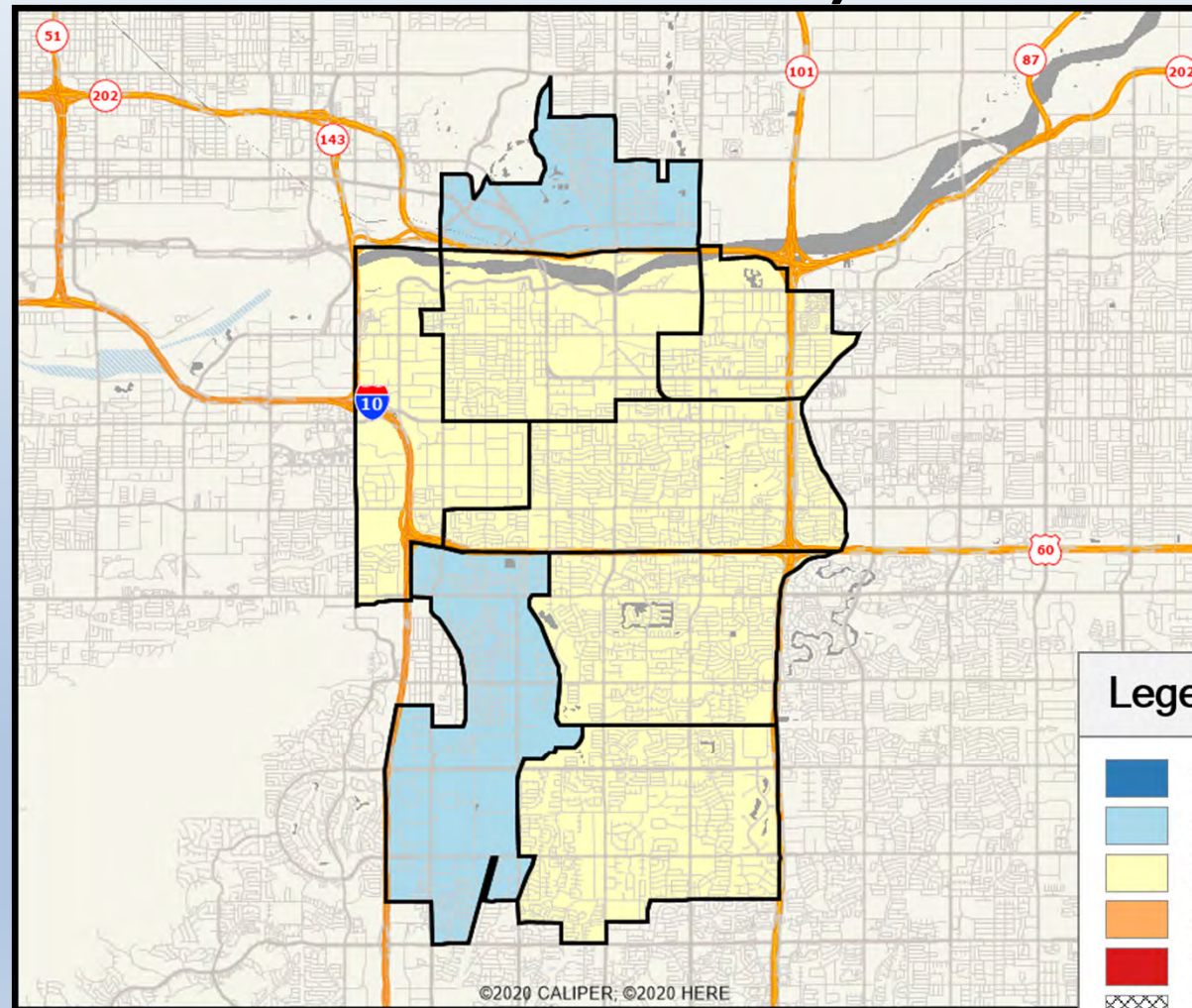


Legend

- Very Satisfied
- Satisfied
- Neutral
- Dissatisfied
- Very Dissatisfied
- No Response

ETC INSTITUTE

Q8-5. Open Books (financial information)

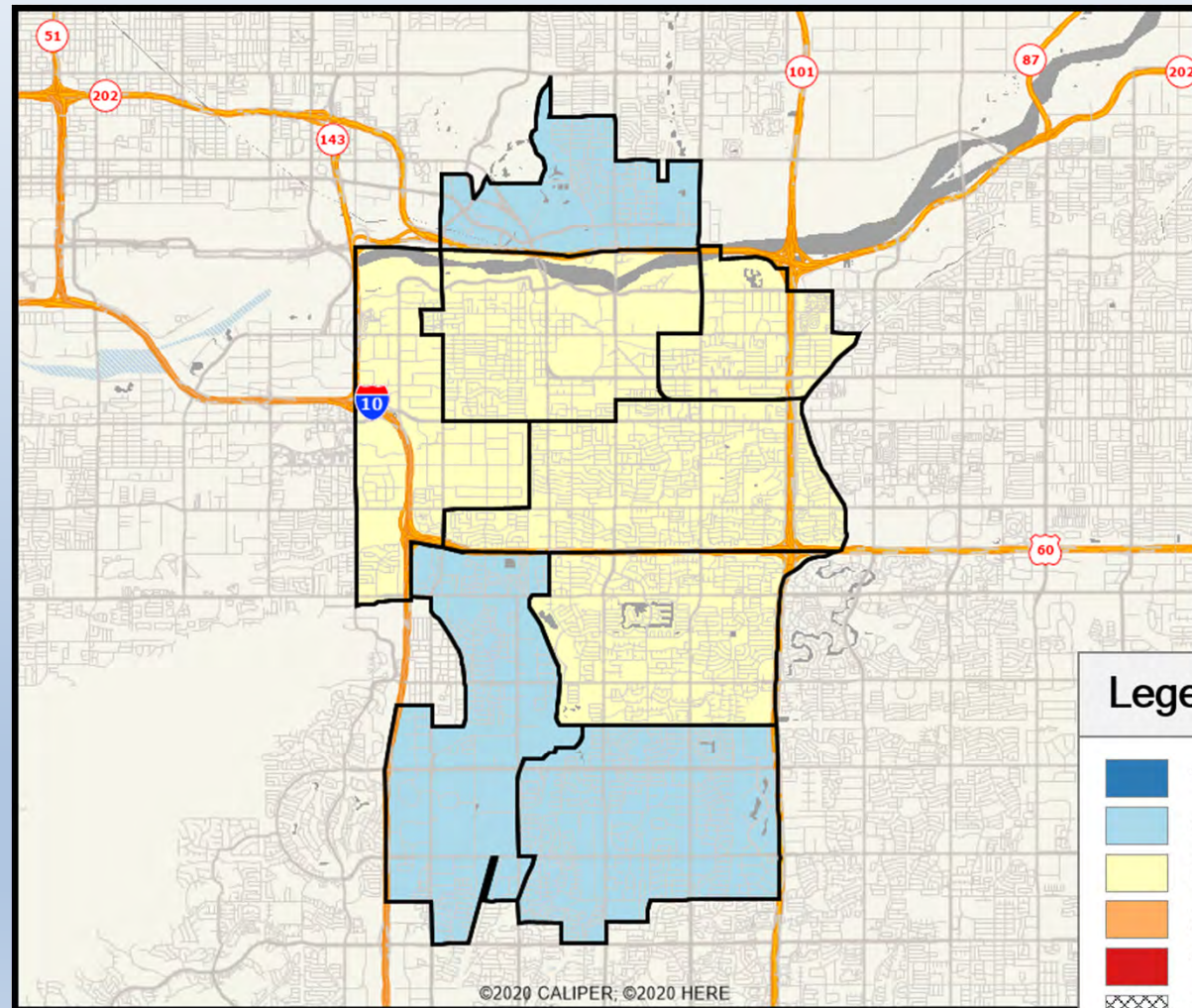


Legend

- Very Satisfied
- Satisfied
- Neutral
- Dissatisfied
- Very Dissatisfied
- No Response

ETC INSTITUTE

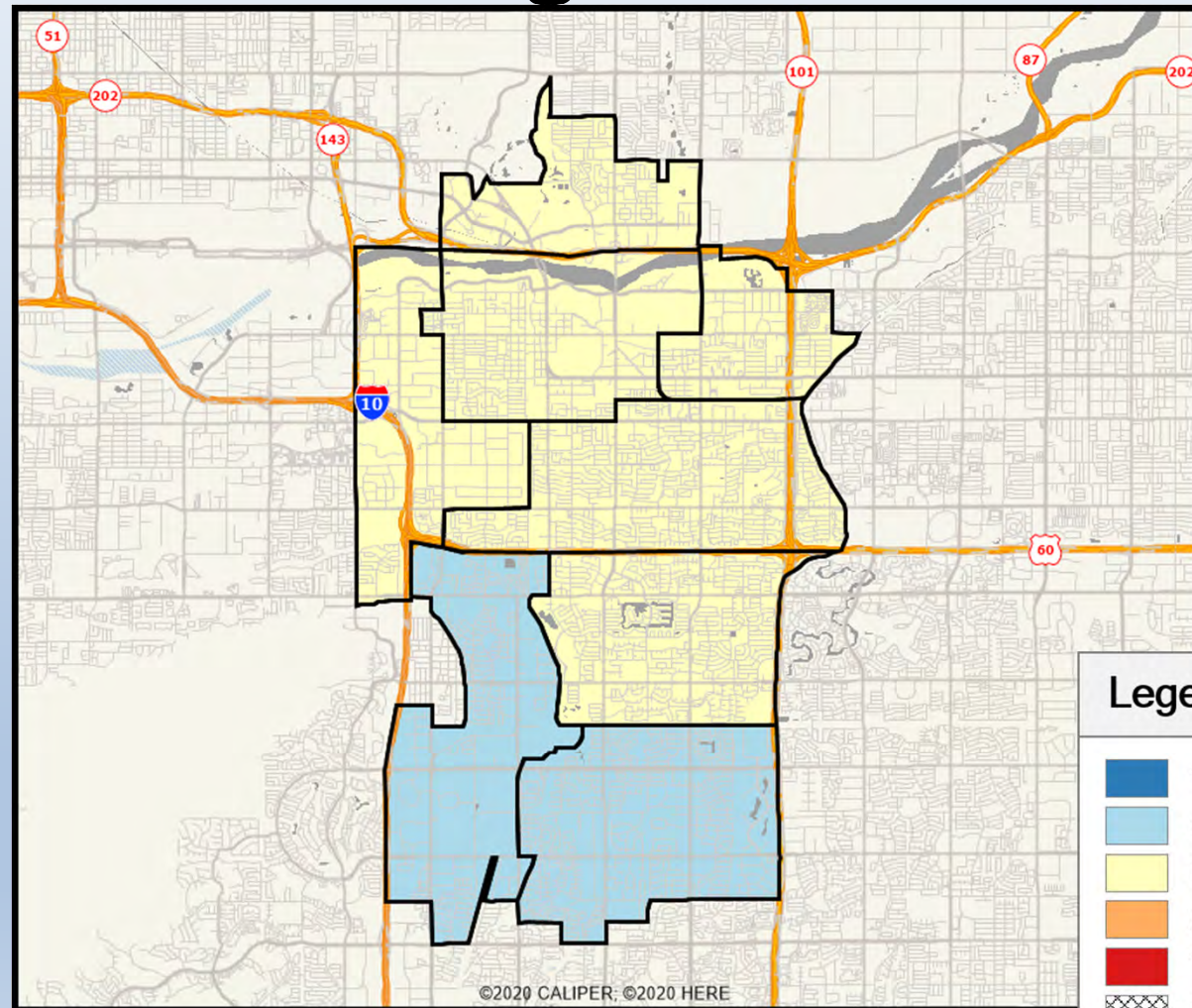
Q8-6. Open Data



Legend

- Very Satisfied
- Satisfied
- Neutral
- Dissatisfied
- Very Dissatisfied
- No Response

Q8-7. City's Performance on Strategic Plan

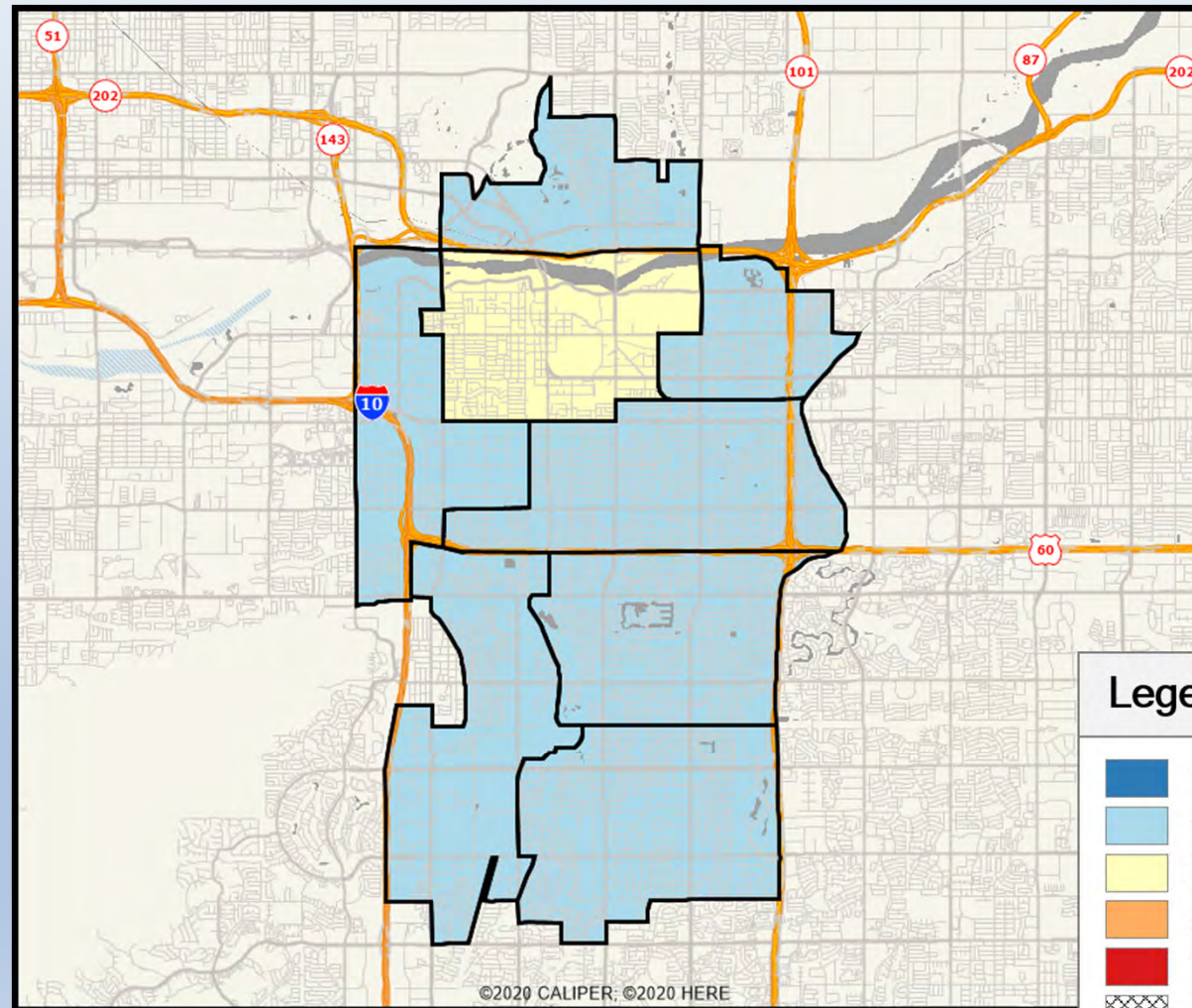


Legend

- Very Satisfied
- Satisfied
- Neutral
- Dissatisfied
- Very Dissatisfied
- No Response

ETC INSTITUTE

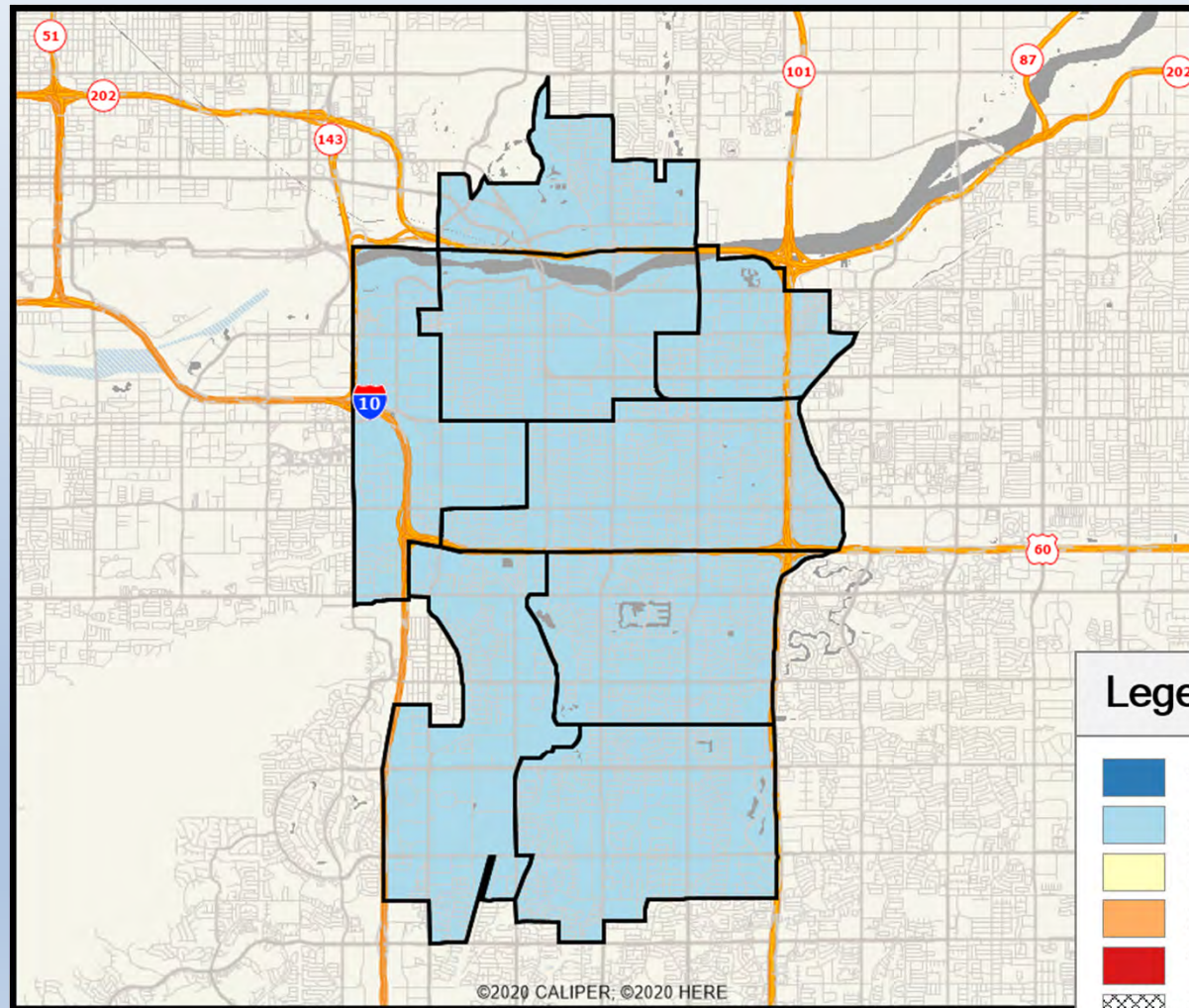
Q8-8. City Public Meetings



Legend

- Very Satisfied
- Satisfied
- Neutral
- Dissatisfied
- Very Dissatisfied
- No Response

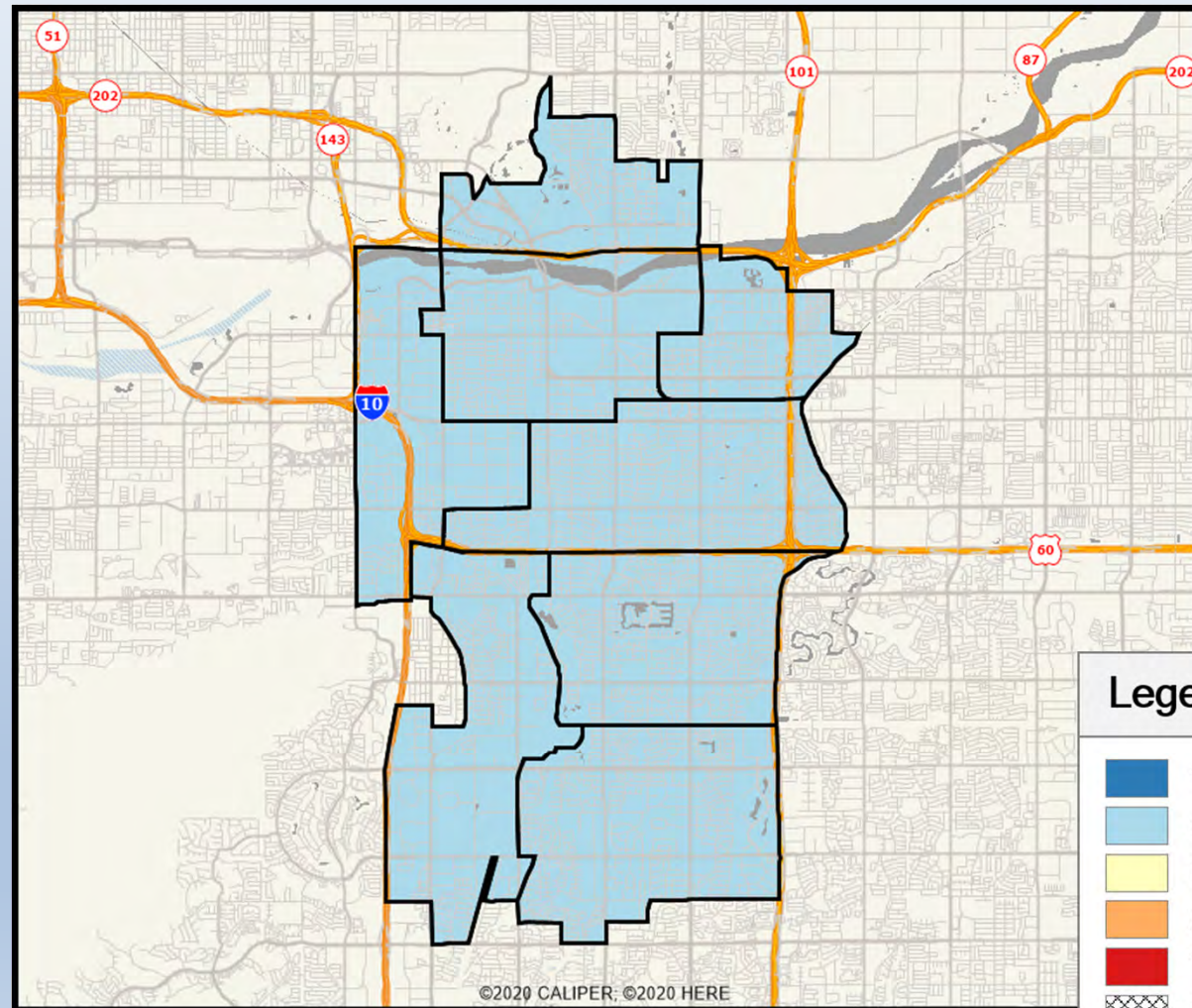
Q13-1. Appearance of the City



Legend

-  Very Satisfied
-  Satisfied
-  Neutral
-  Dissatisfied
-  Very Dissatisfied
-  No Response

Q13-2. Image of the City

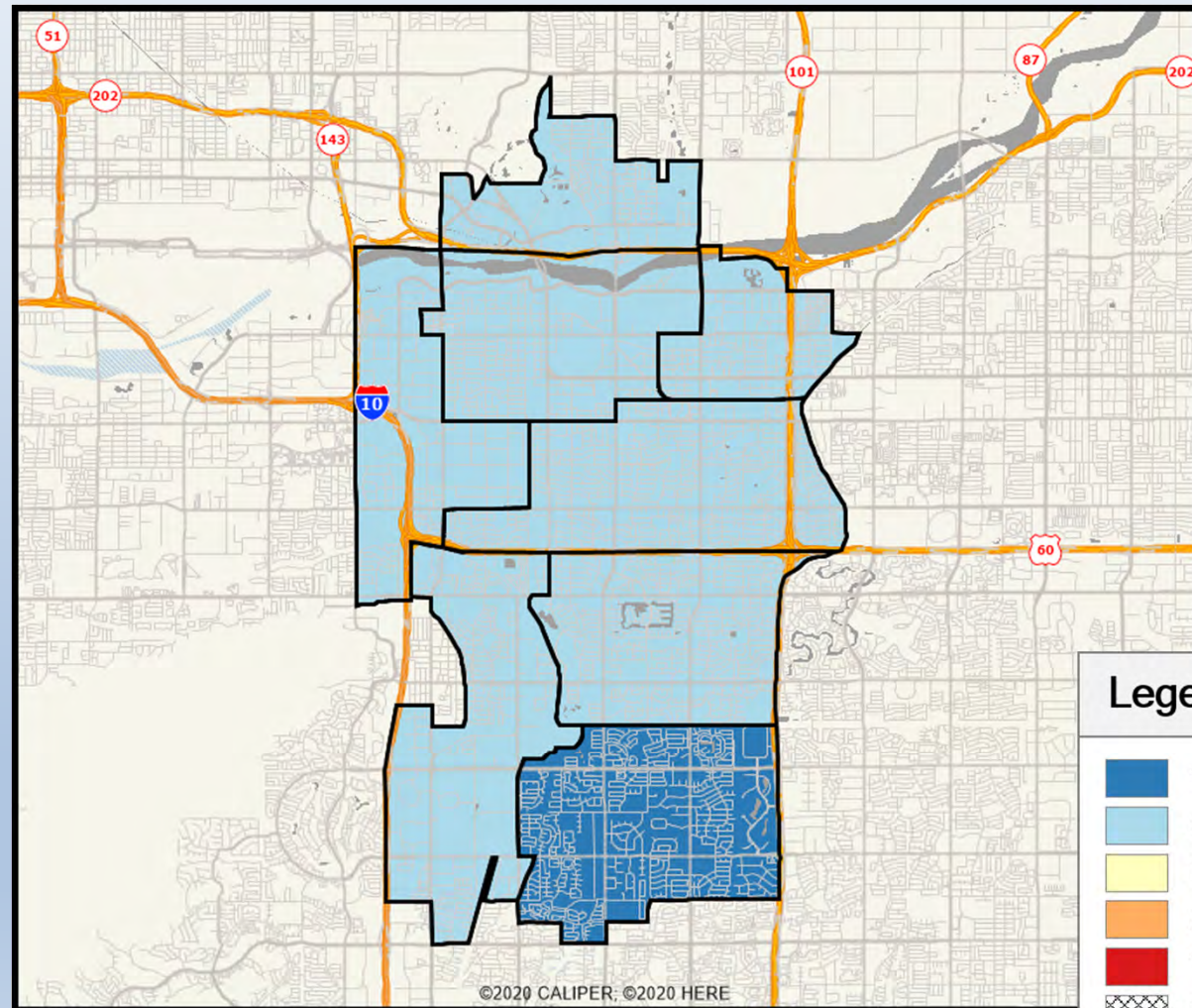


Legend

- Very Satisfied
- Satisfied
- Neutral
- Dissatisfied
- Very Dissatisfied
- No Response

ETC INSTITUTE

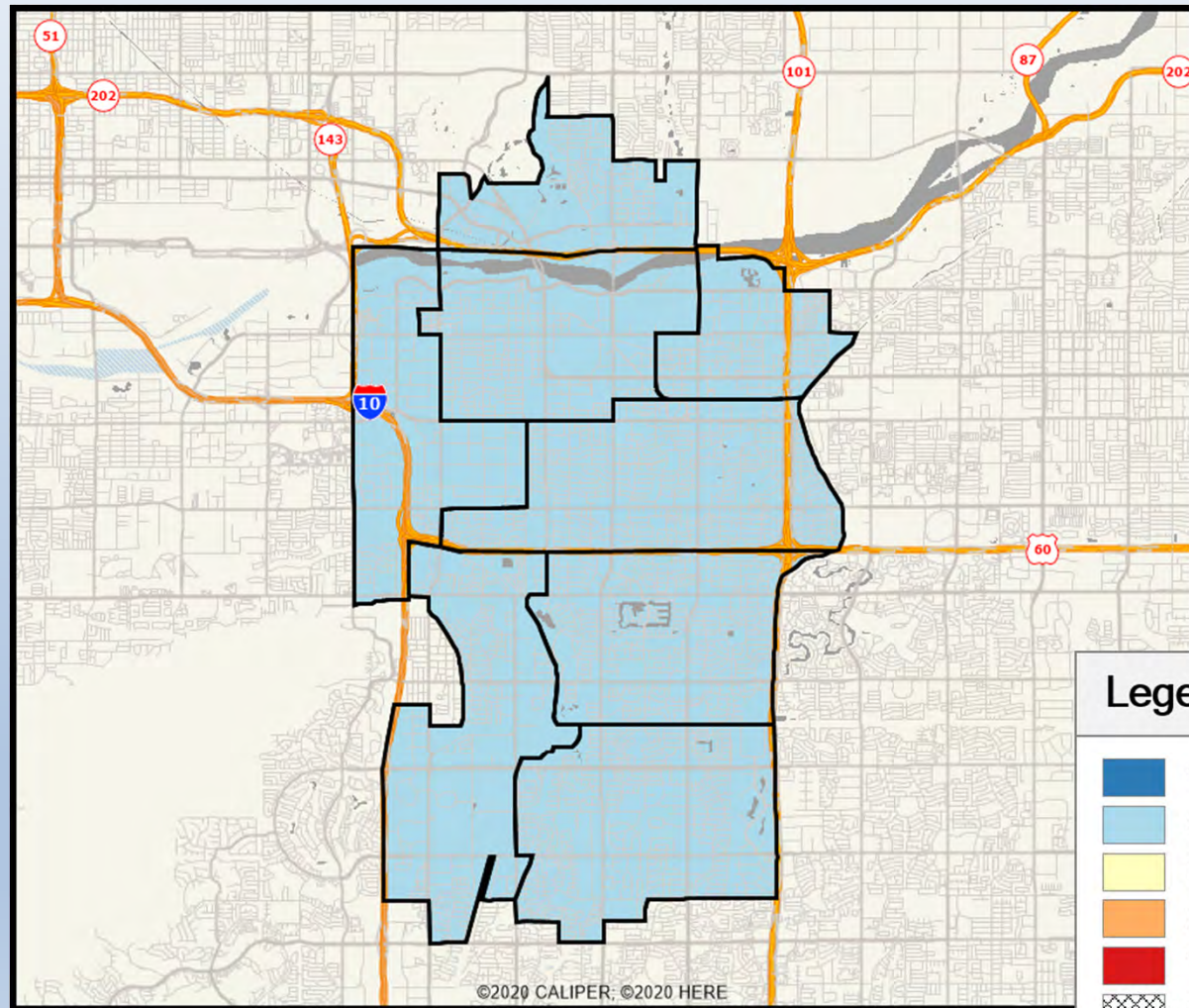
Q13-3. Quality of life in the City



Legend

- Very Satisfied
- Satisfied
- Neutral
- Dissatisfied
- Very Dissatisfied
- No Response

Q13-4. The City's overall efforts to promote access, diversity, and inclusiveness in the community

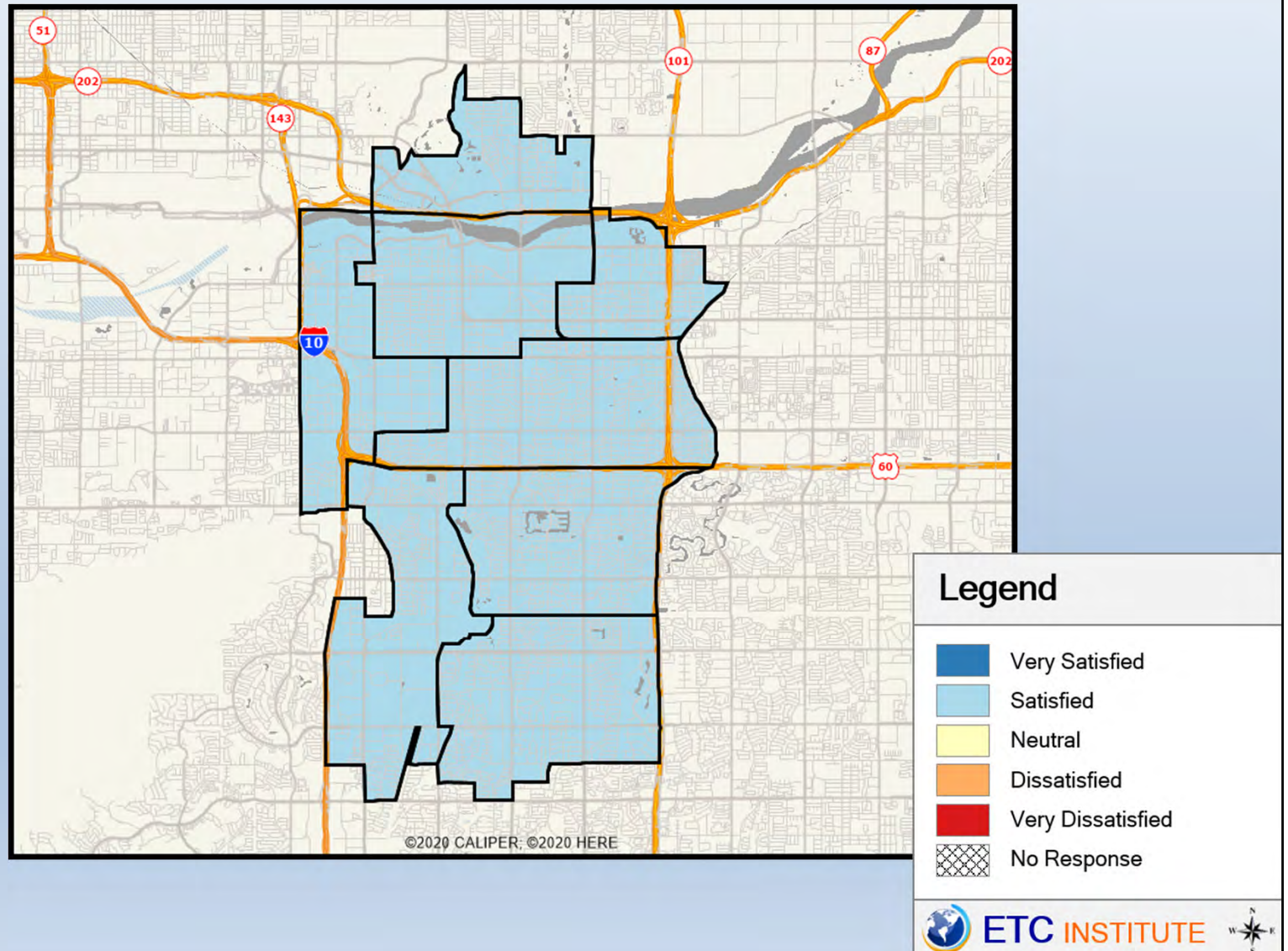


Legend

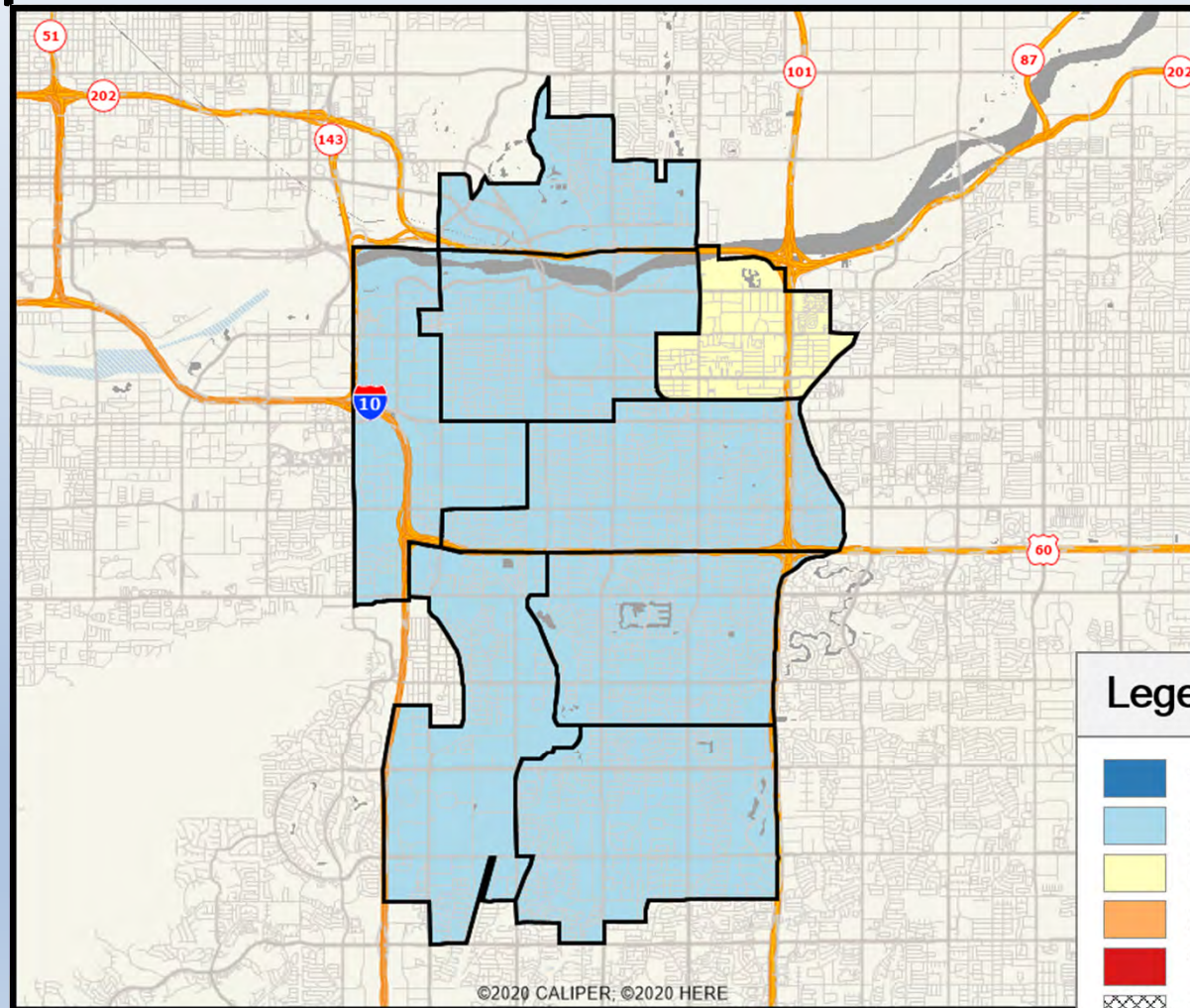
- Very Satisfied
- Satisfied
- Neutral
- Dissatisfied
- Very Dissatisfied
- No Response

ETC INSTITUTE

Q13-5. Quality of access to City facilities for persons with disabilities



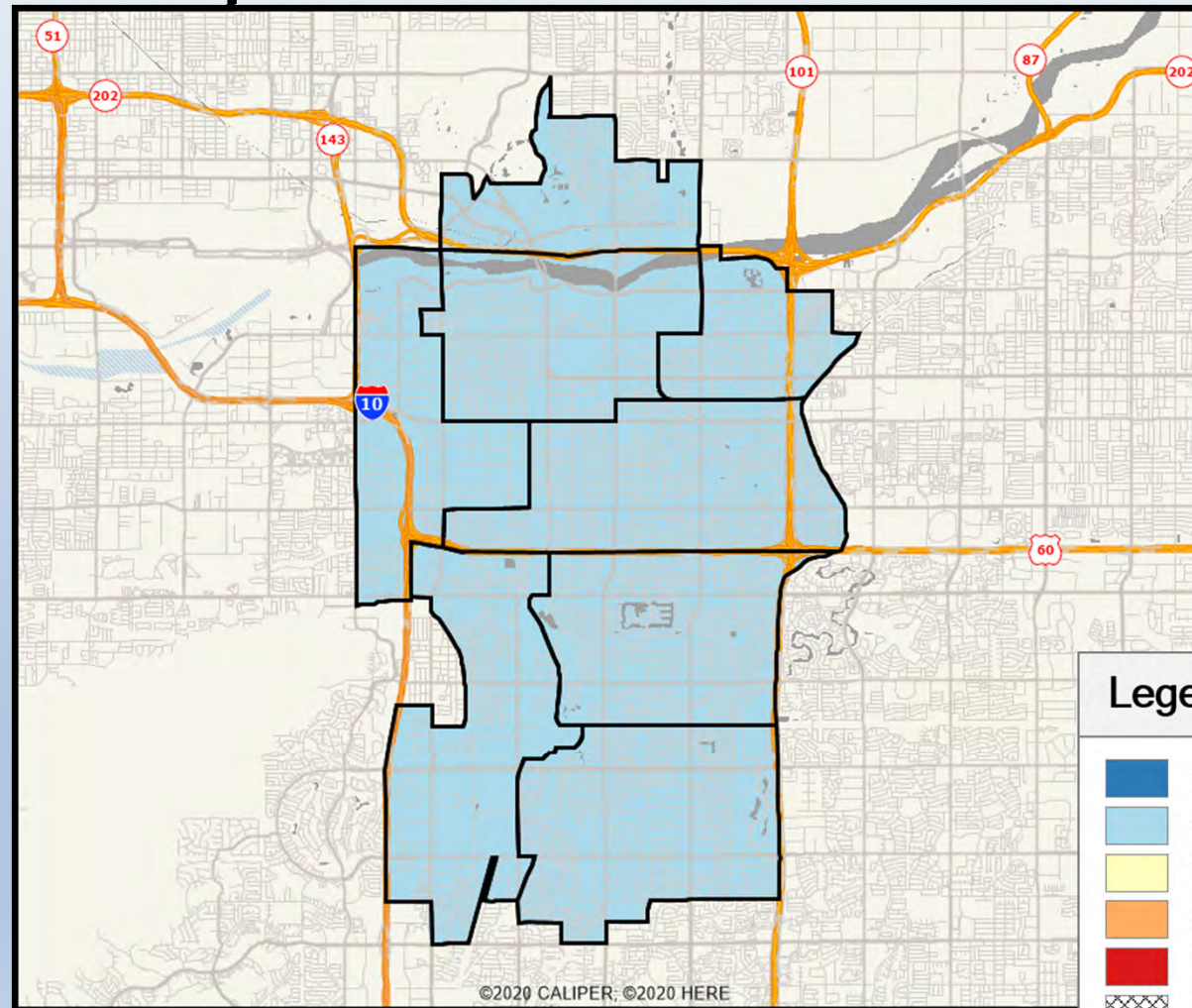
Q13-6. Quality of services for persons with disabilities



Legend

-  Very Satisfied
-  Satisfied
-  Neutral
-  Dissatisfied
-  Very Dissatisfied
-  No Response

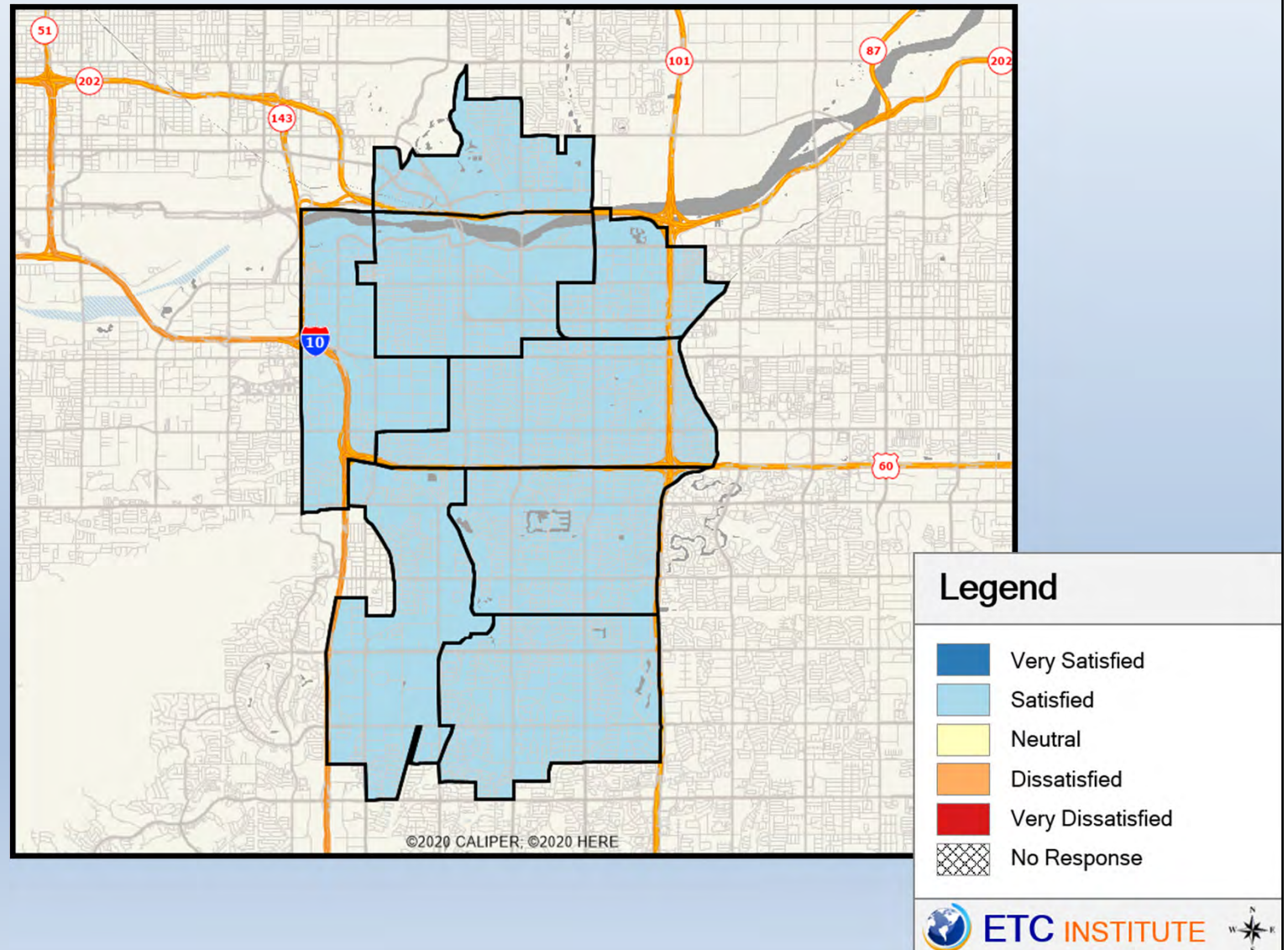
Q13-7. Quality of access to City parks for persons with disabilities



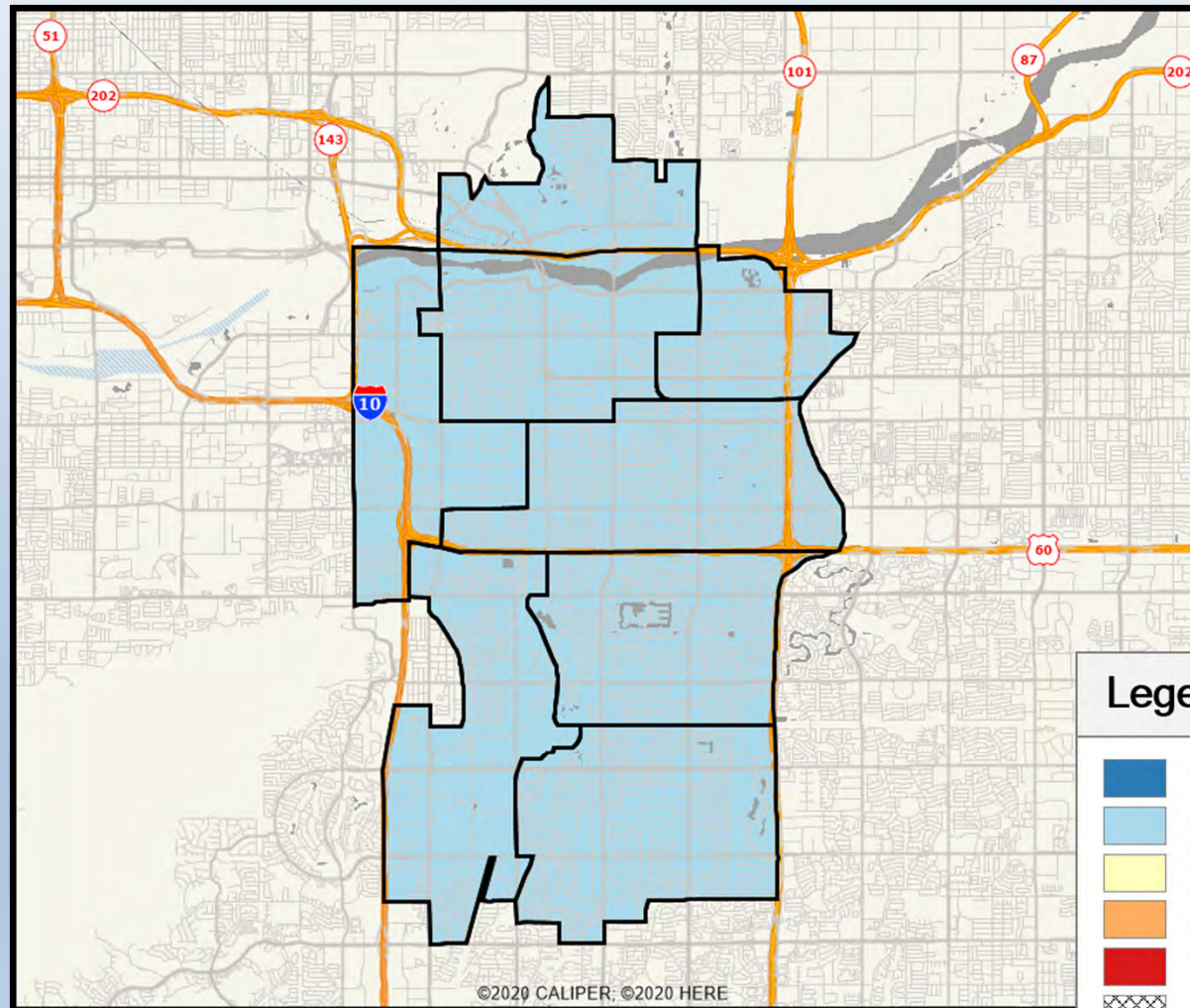
Legend

- Very Satisfied
- Satisfied
- Neutral
- Dissatisfied
- Very Dissatisfied
- No Response

Q13-8. Quality of neighborhood parks



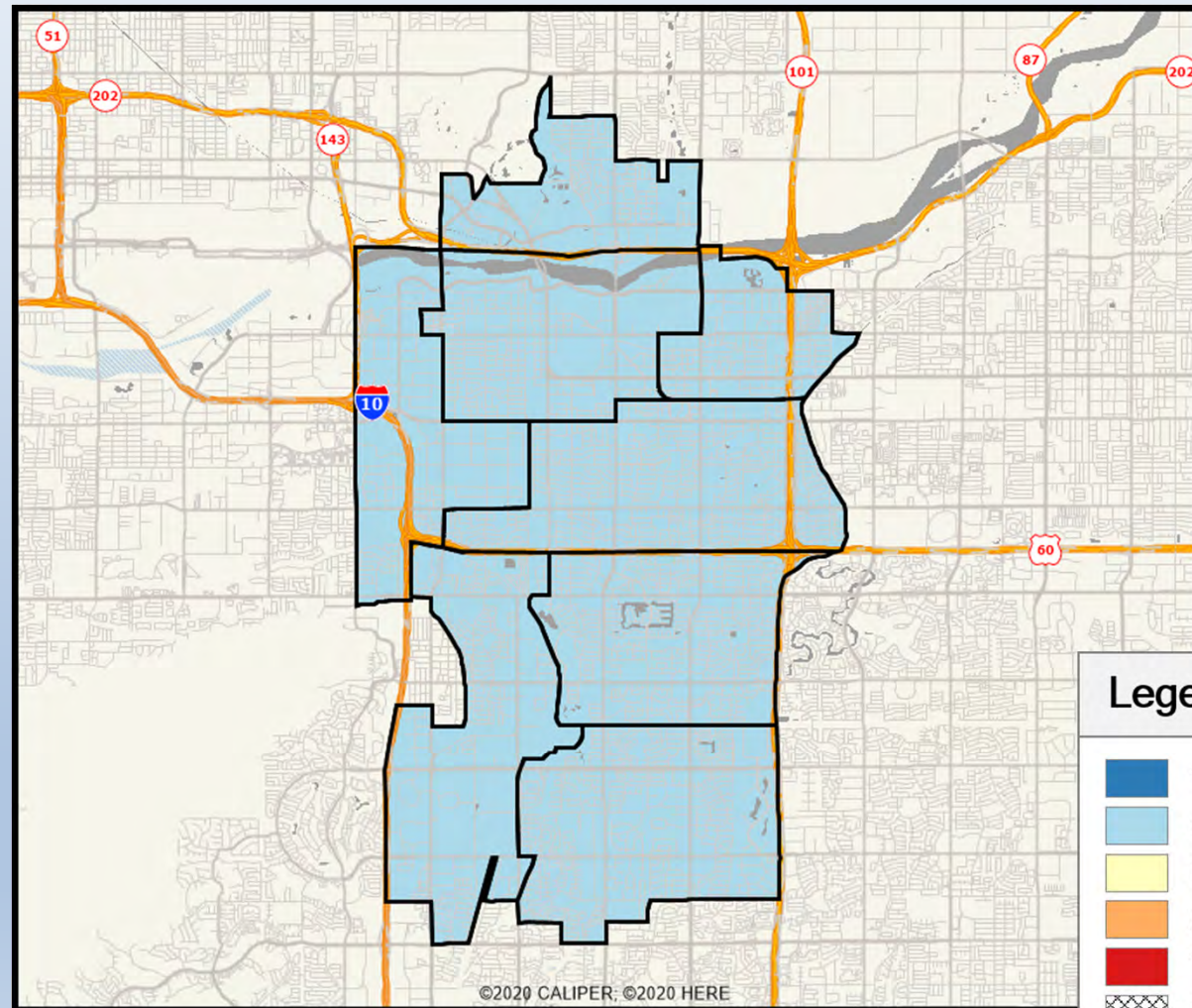
Q13-9. Maintenance of City parks



Legend



-  Very Satisfied
-  Satisfied
-  Neutral
-  Dissatisfied
-  Very Dissatisfied
-  No Response

Q13-10. Quality of larger City parks (e.g. Kiwanis, Tempe Beach, Town Lake, Papago)

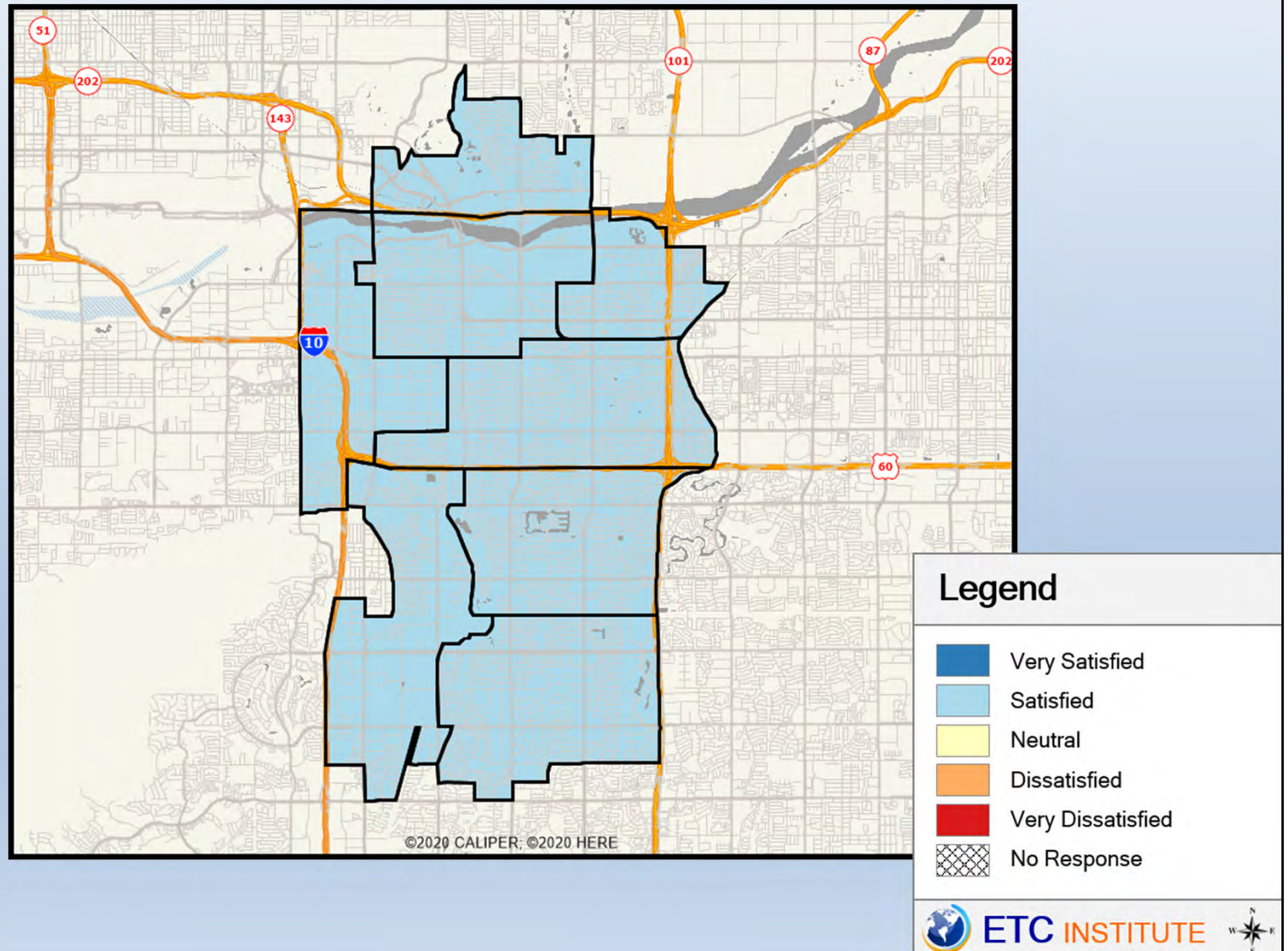


Legend

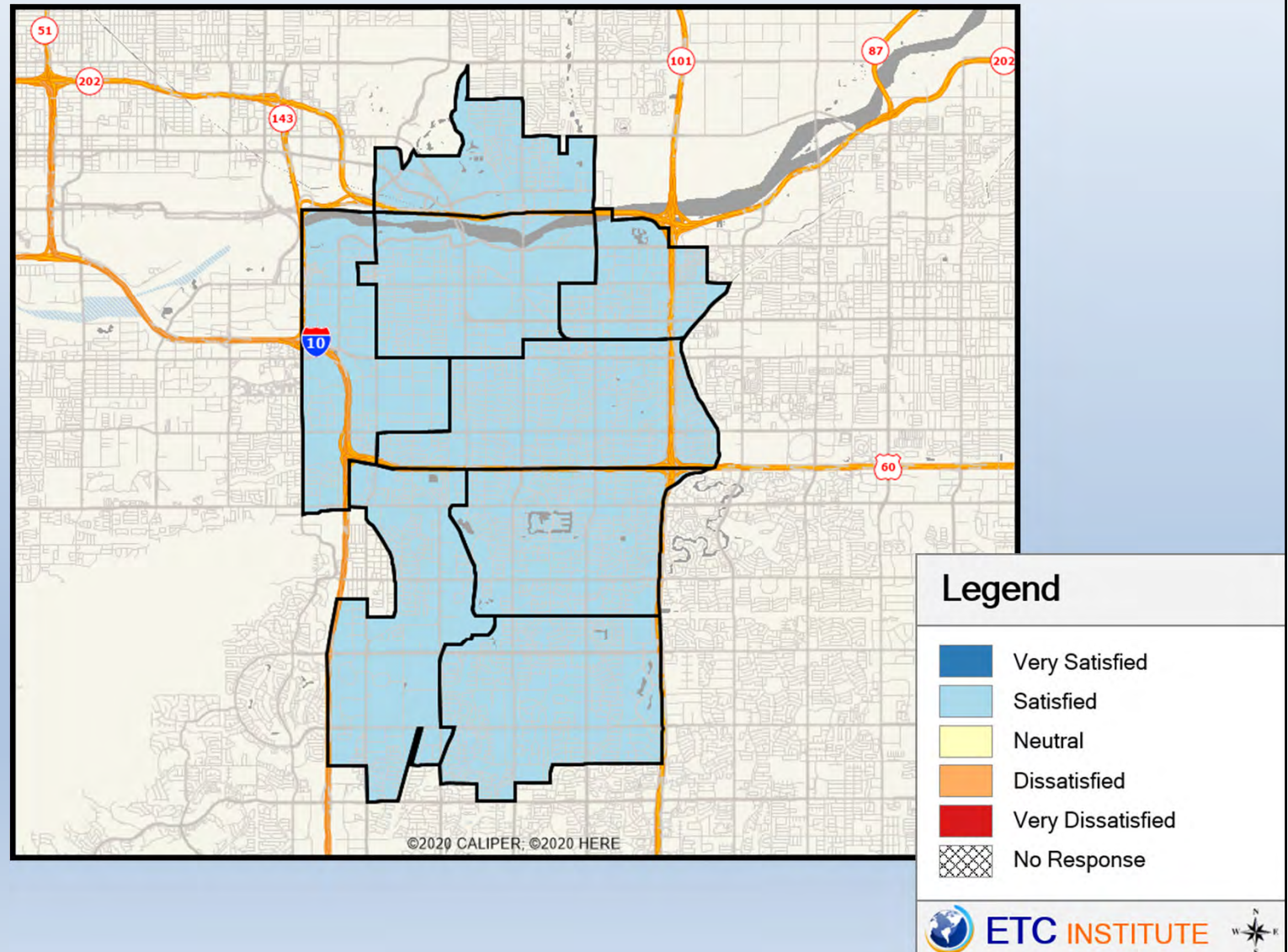
- Very Satisfied
- Satisfied
- Neutral
- Dissatisfied
- Very Dissatisfied
- No Response

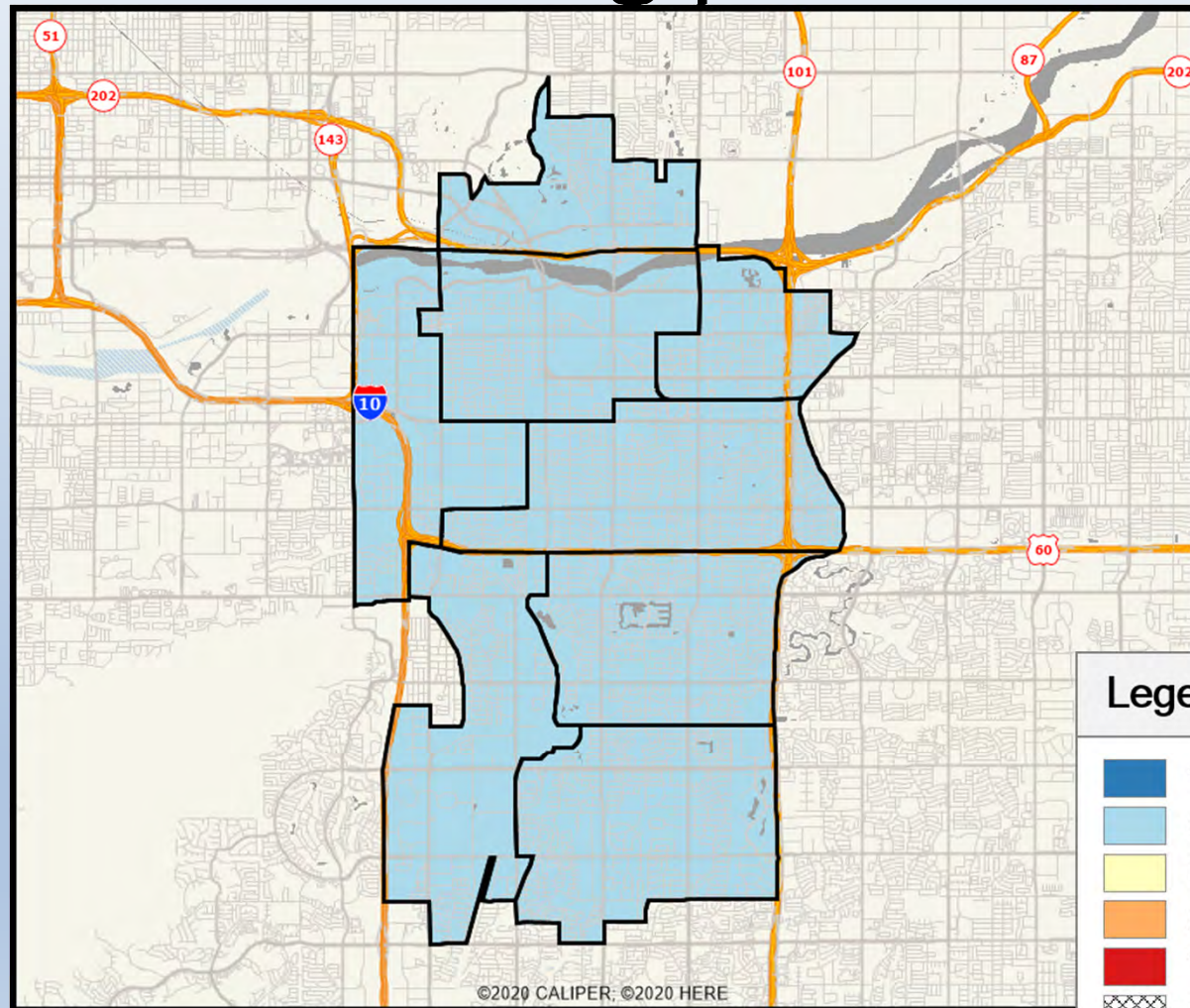
Q13-11. Quality of City recreation centers



Q13-12. Maintenance and appearance of City recreation and community centers



Q13-13. Quality of City swimming pools

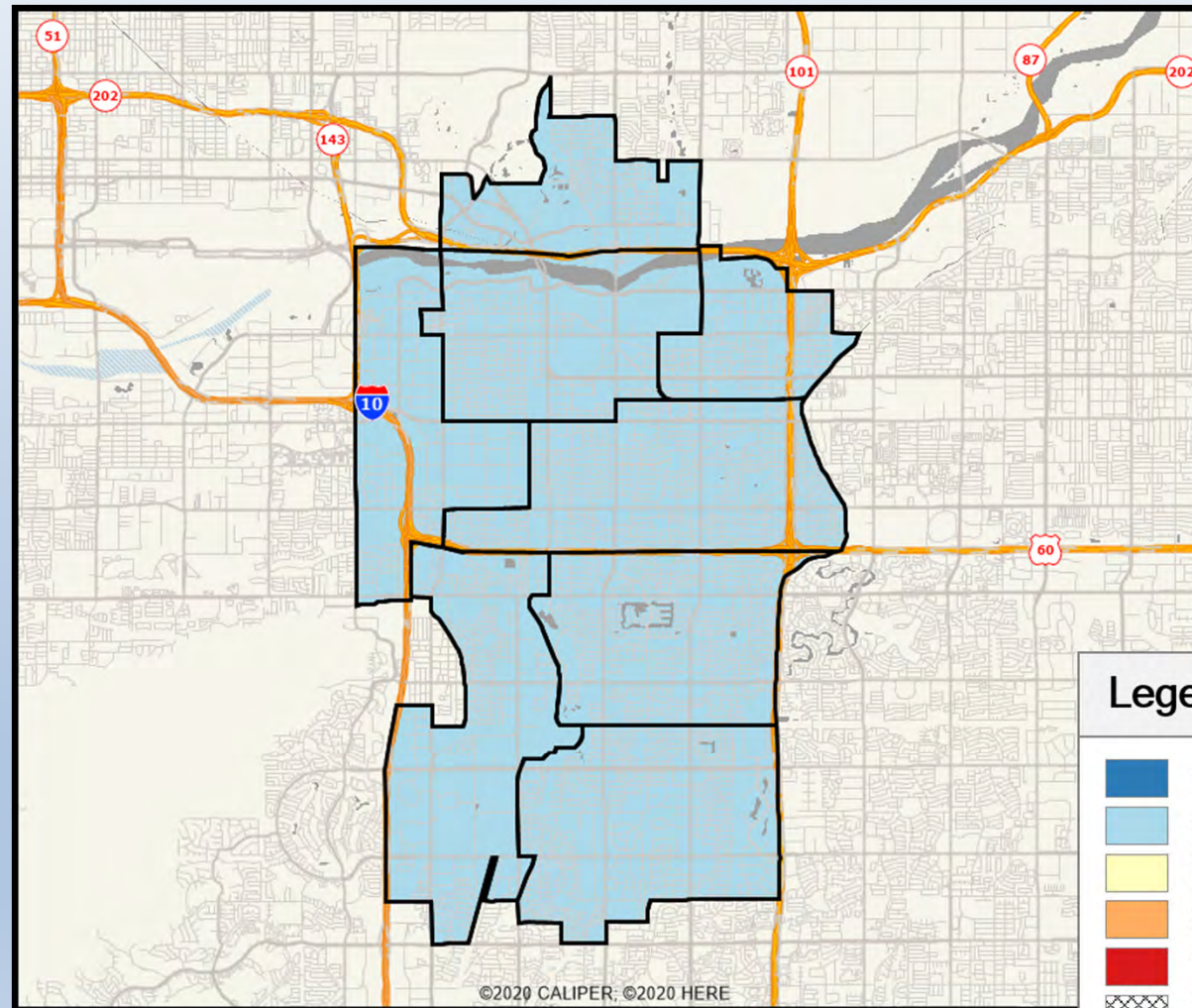


Legend

- Very Satisfied
- Satisfied
- Neutral
- Dissatisfied
- Very Dissatisfied
- No Response

ETC INSTITUTE

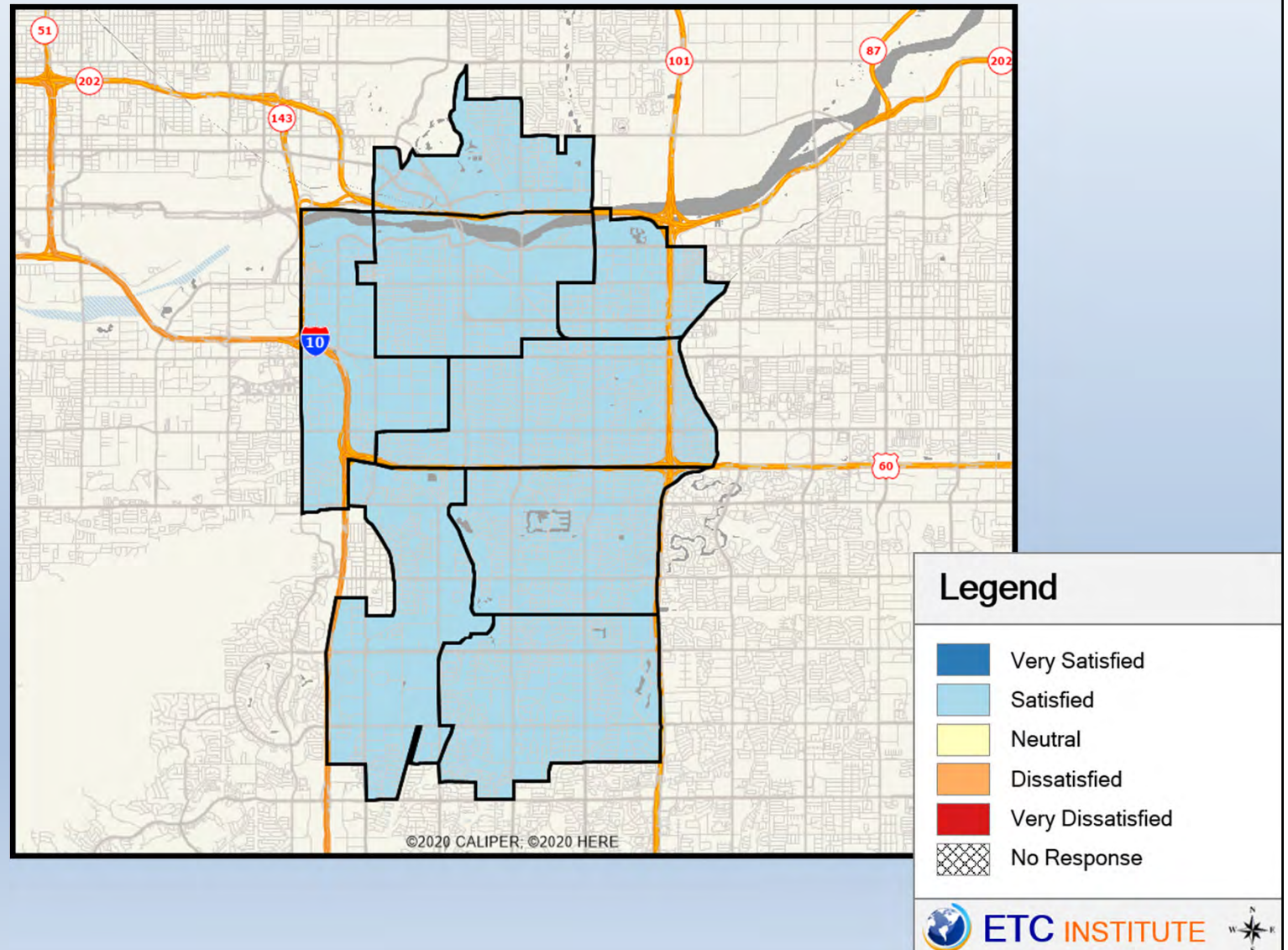
Q13-14. Quality of City outdoor athletic fields



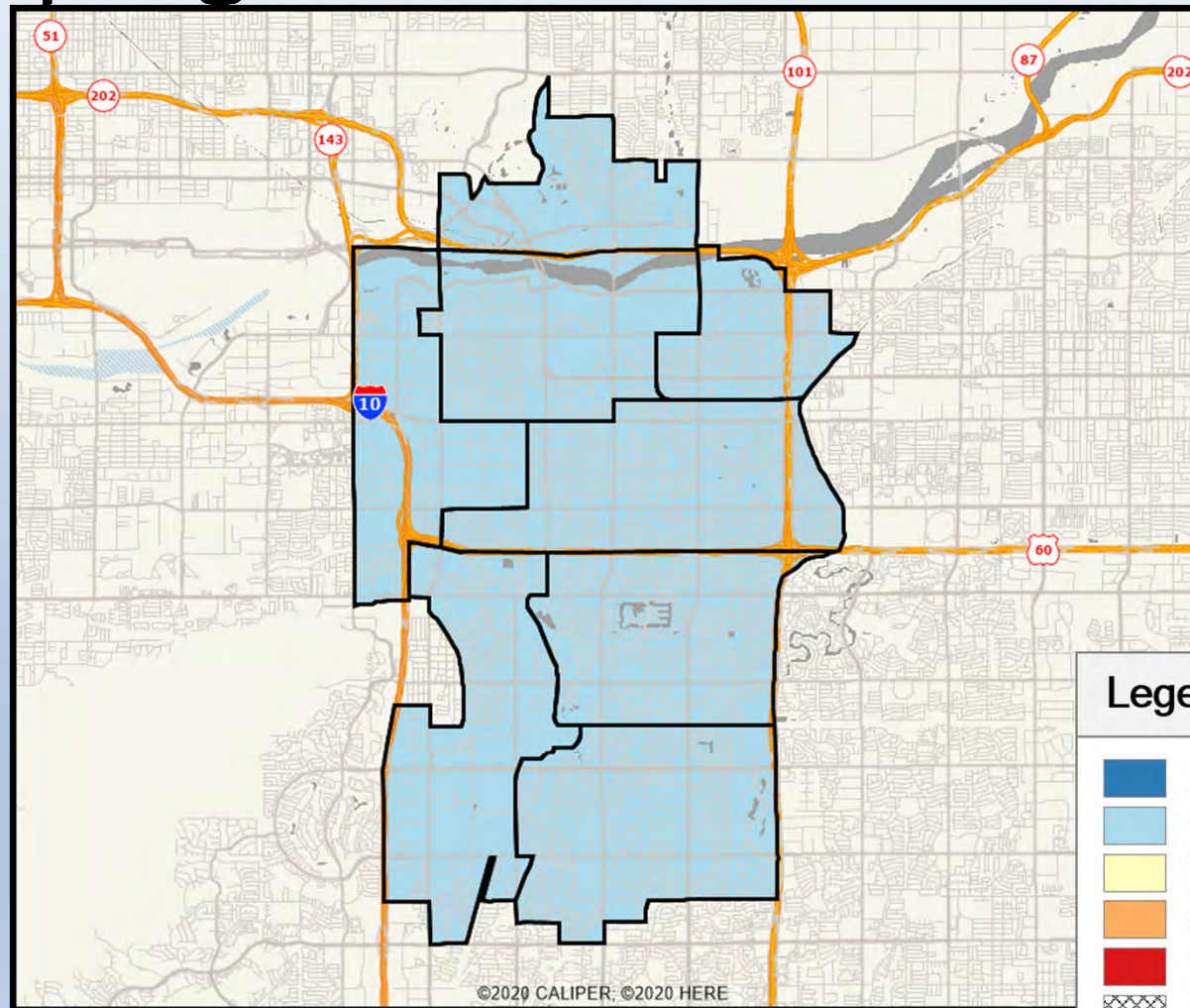
Legend

- Very Satisfied
- Satisfied
- Neutral
- Dissatisfied
- Very Dissatisfied
- No Response

Q13-15. Quality of City golf courses



Q13-16. Quality of City recreation programs and services

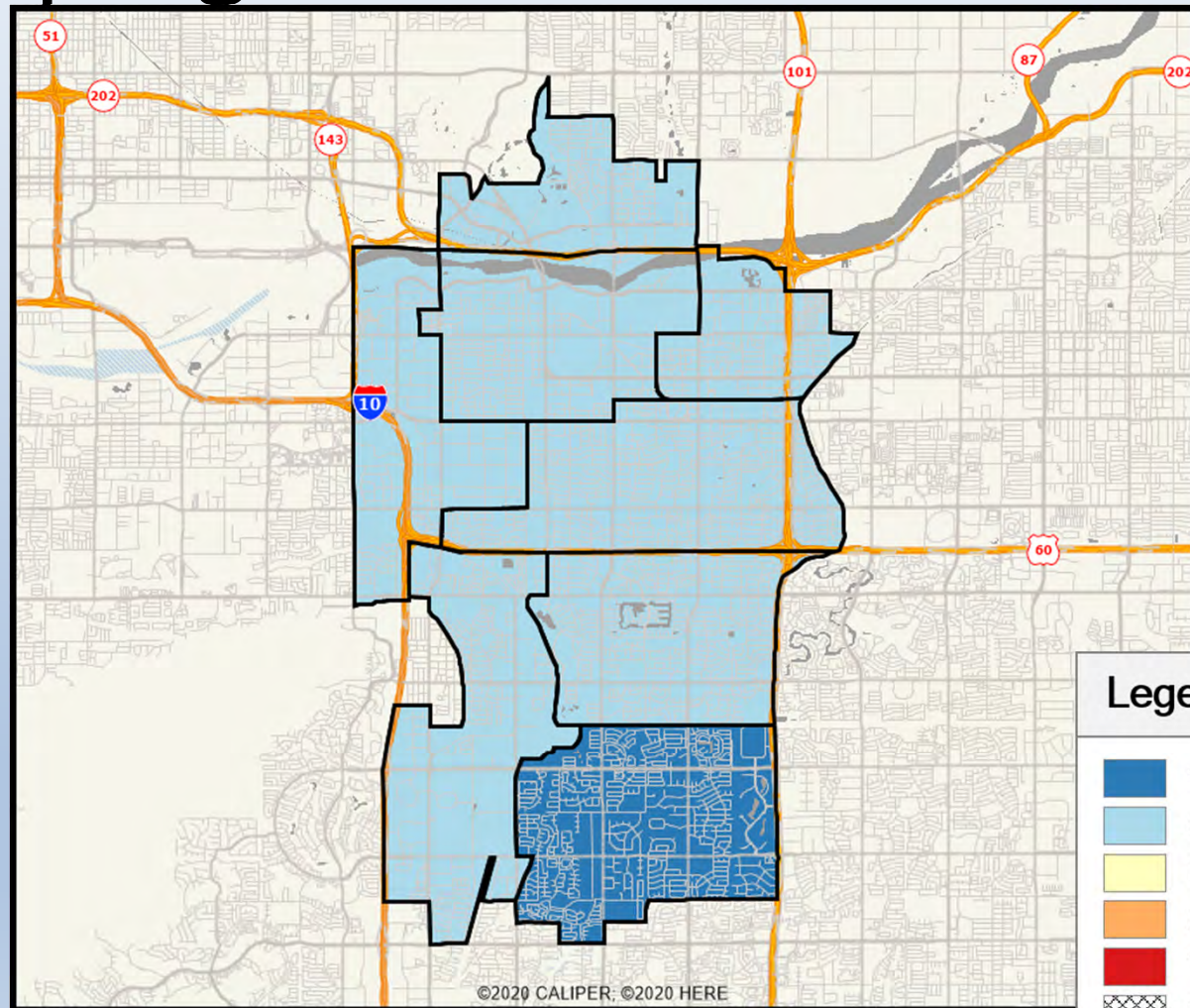


Legend

- Very Satisfied
- Satisfied
- Neutral
- Dissatisfied
- Very Dissatisfied
- No Response

ETC INSTITUTE

Q13-17. Quality of City library programs and services

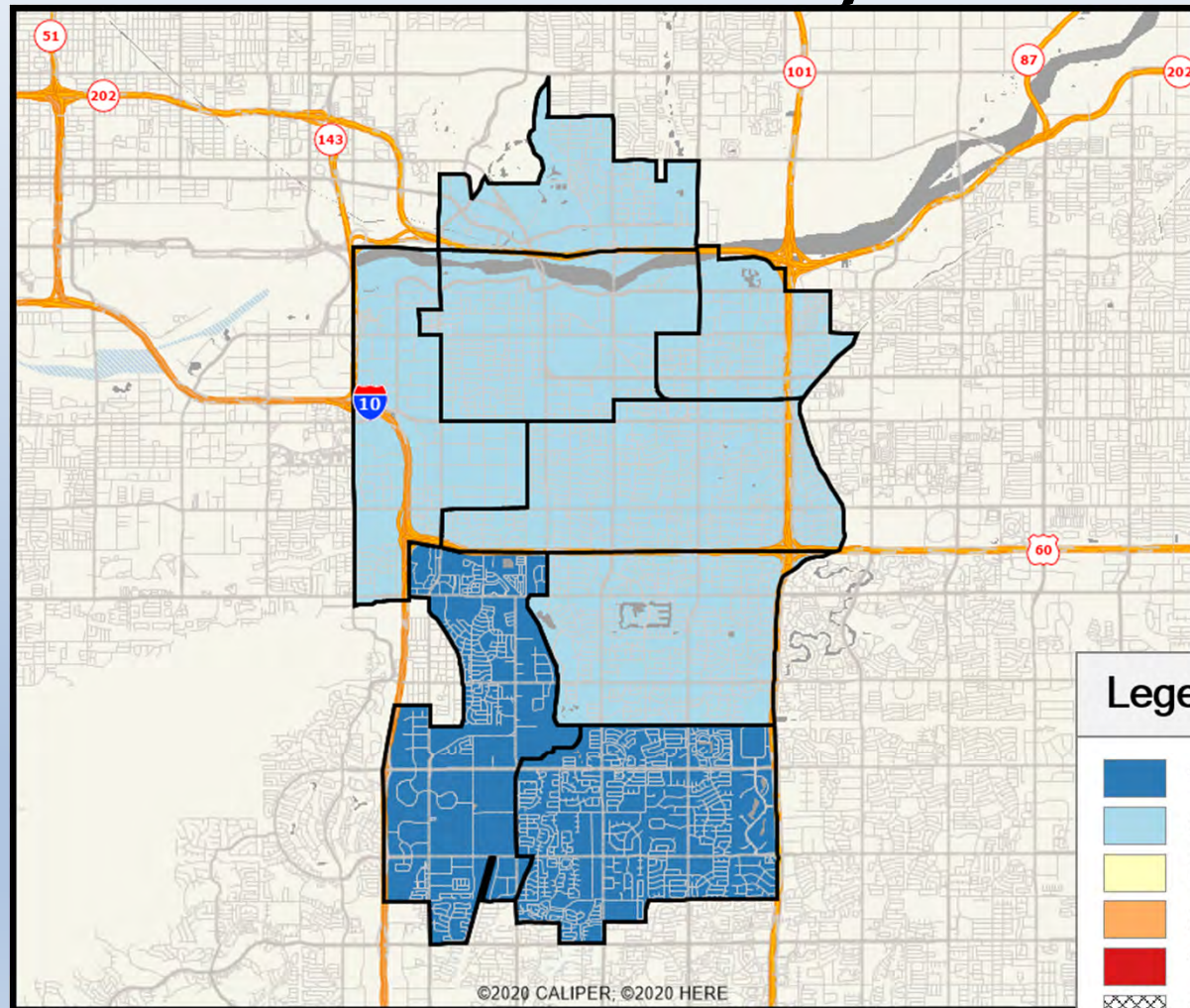


Legend

- Very Satisfied
- Satisfied
- Neutral
- Dissatisfied
- Very Dissatisfied
- No Response

ETC INSTITUTE

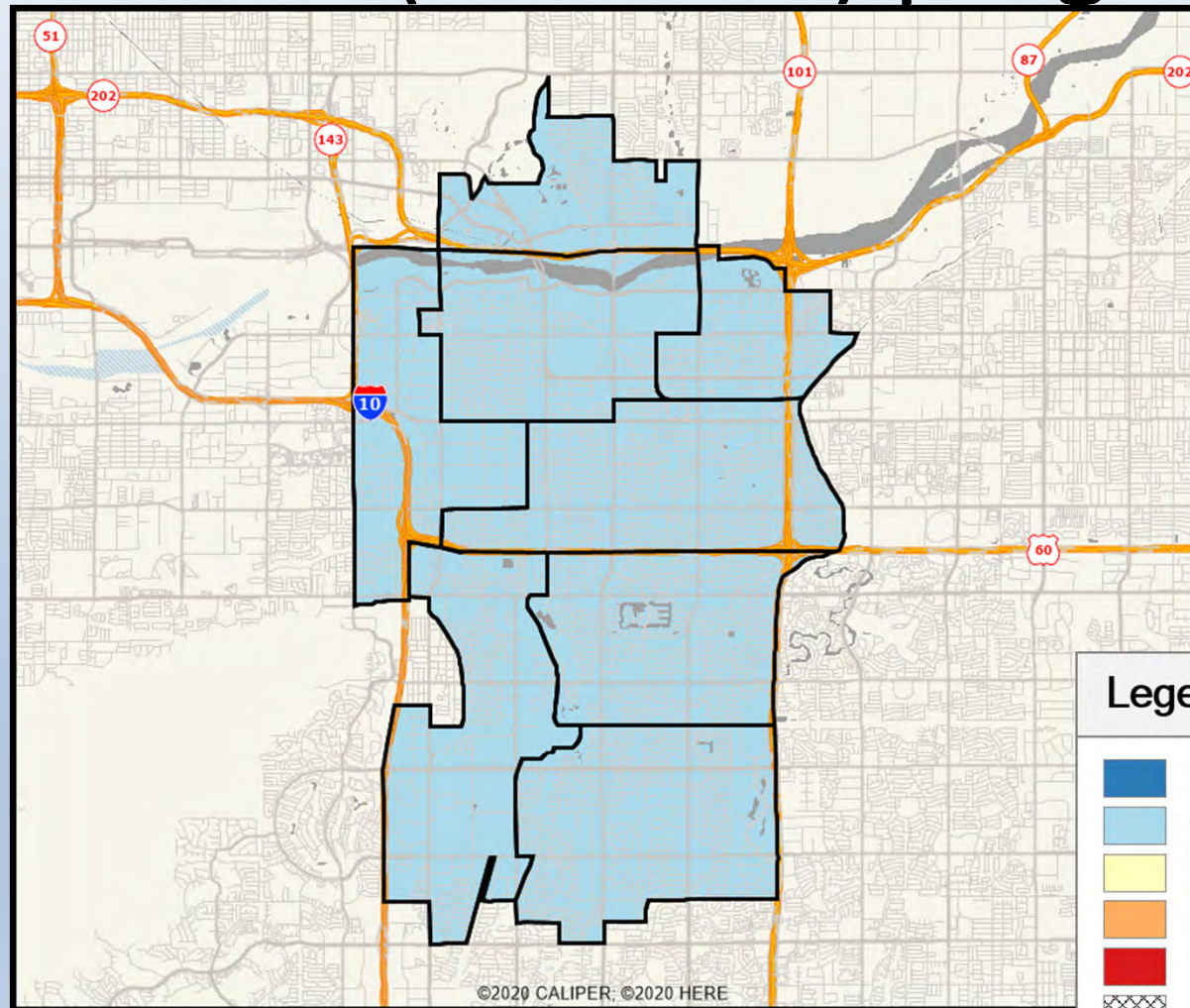
Q13-18. Quality of Tempe Public Library



Legend

- Very Satisfied
- Satisfied
- Neutral
- Dissatisfied
- Very Dissatisfied
- No Response

Q13-19. Quality of Before and After School (Kid Zone) programs

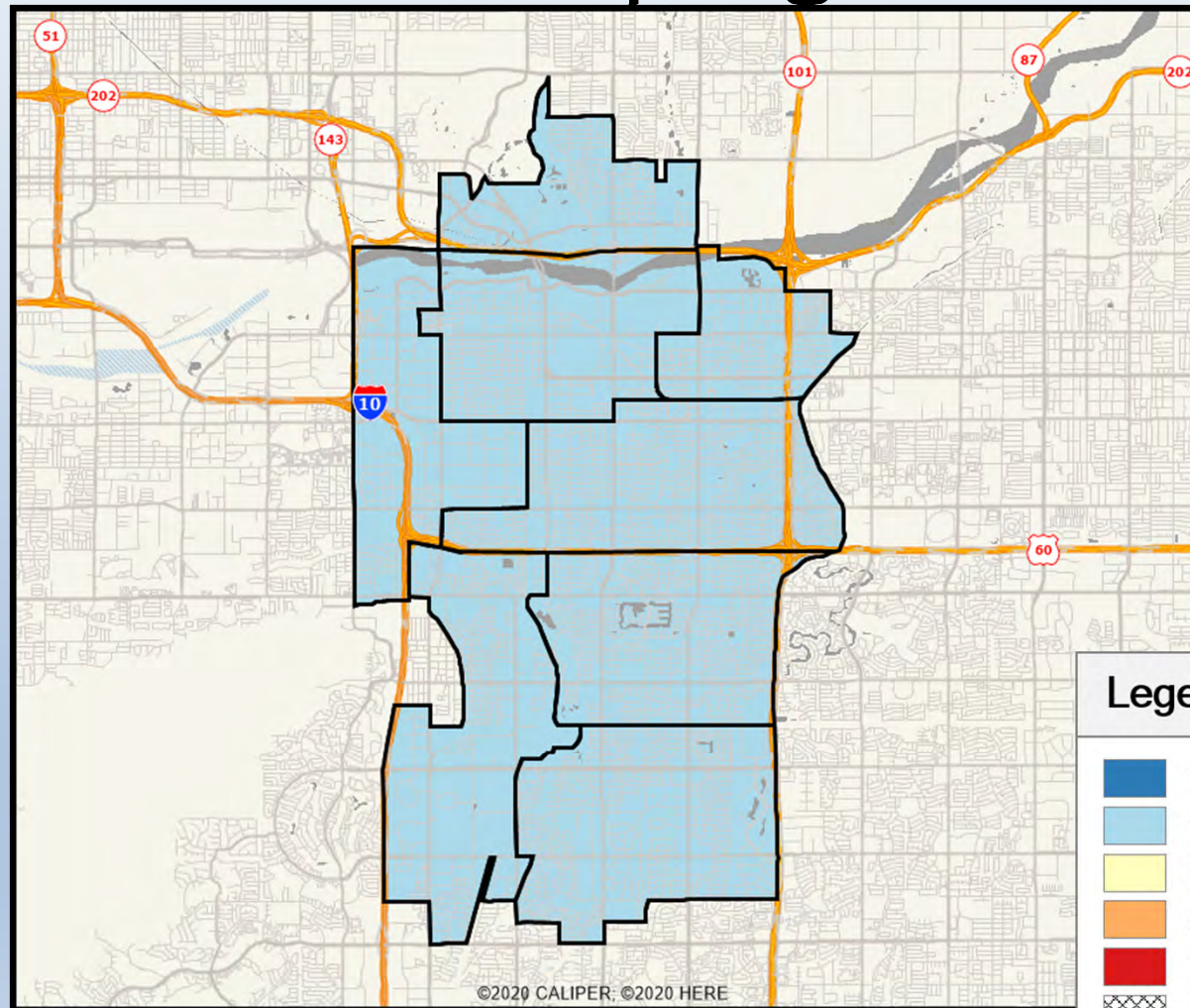


Legend

- Very Satisfied
- Satisfied
- Neutral
- Dissatisfied
- Very Dissatisfied
- No Response

ETC INSTITUTE

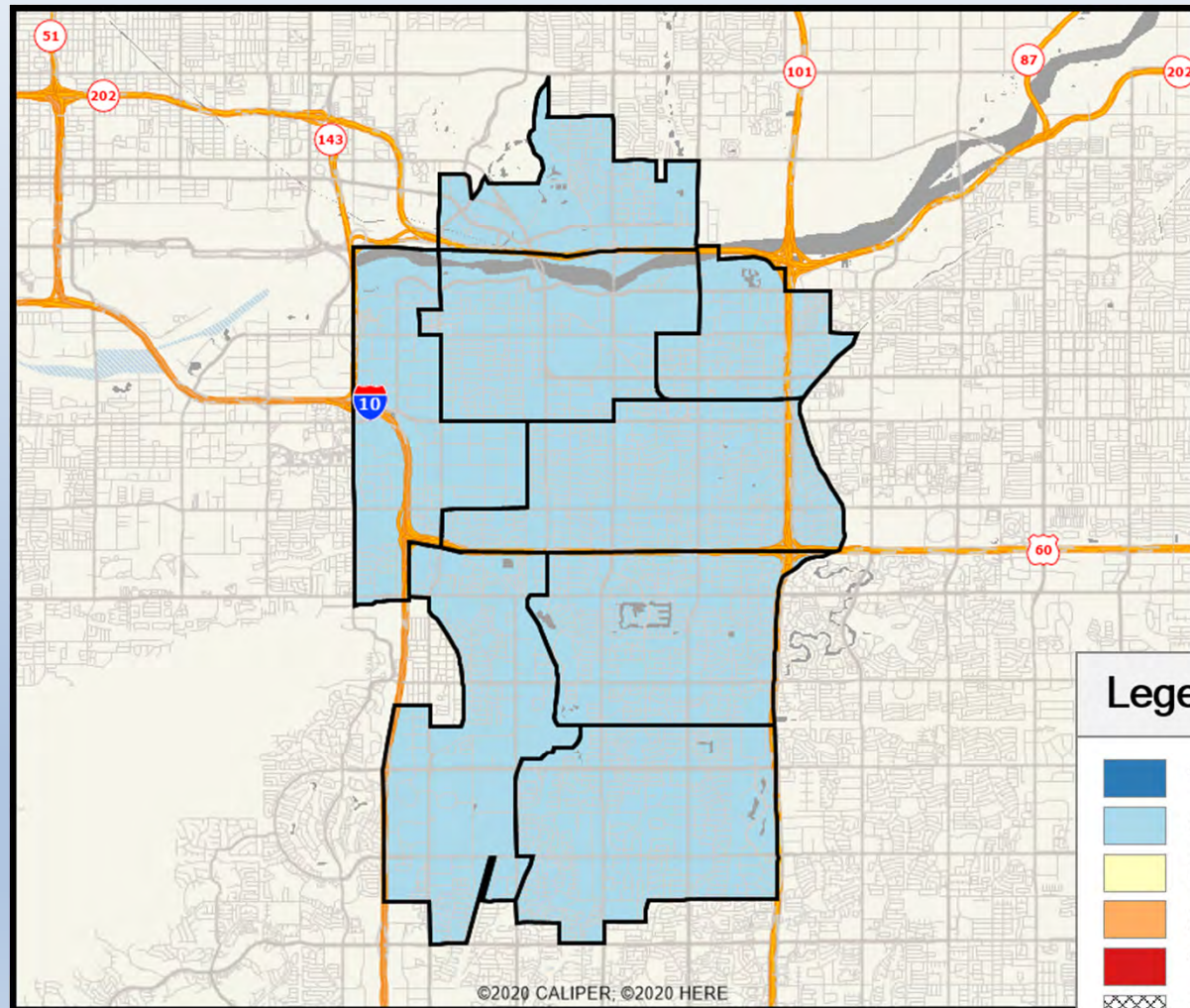
Q13-20. Quality of Tempe Center for the Arts programs



Legend

-  Very Satisfied
-  Satisfied
-  Neutral
-  Dissatisfied
-  Very Dissatisfied
-  No Response

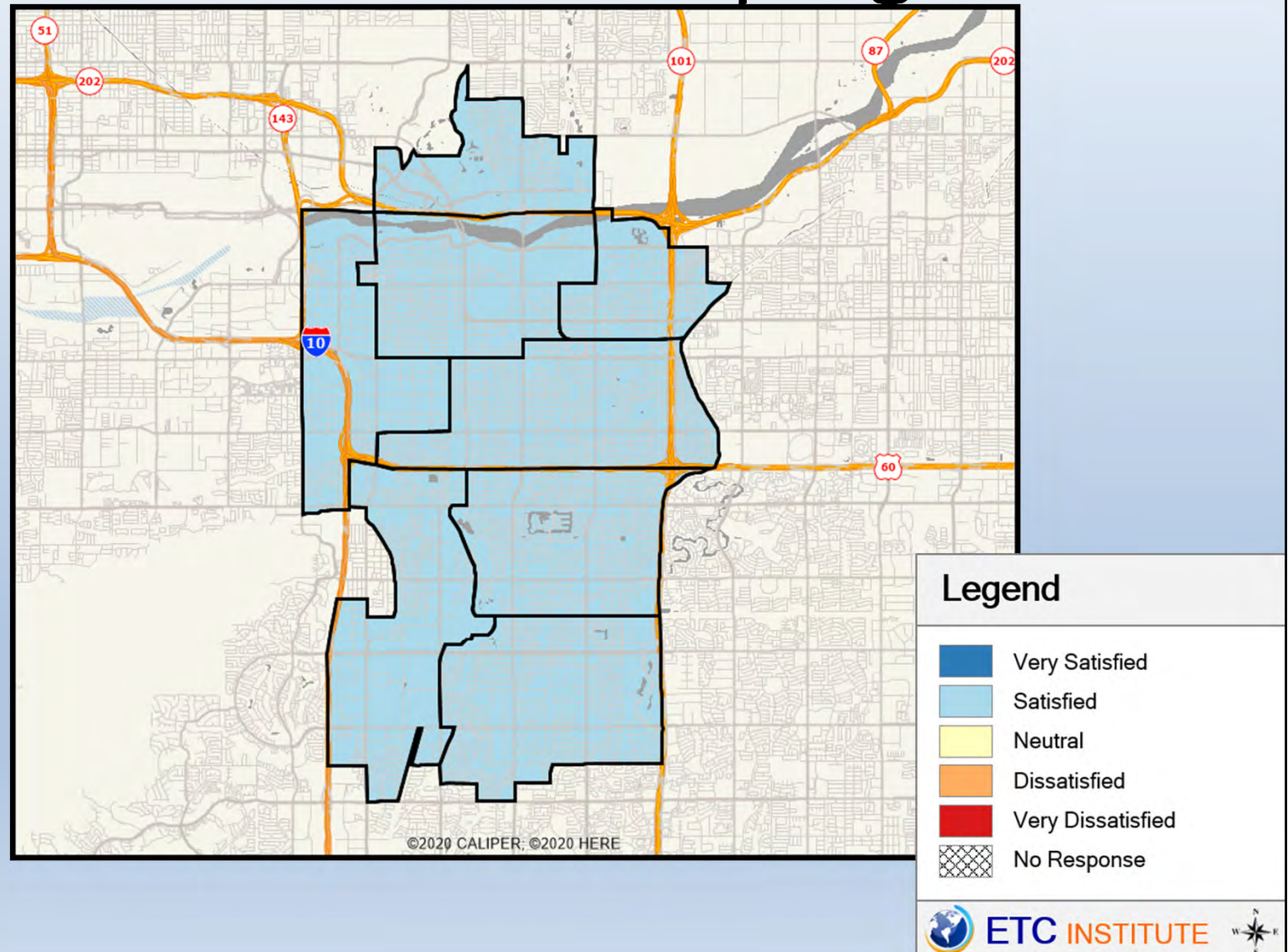
Q13-21. The value of Public Art to the City (e.g., art on streets, pathways, city buildings)



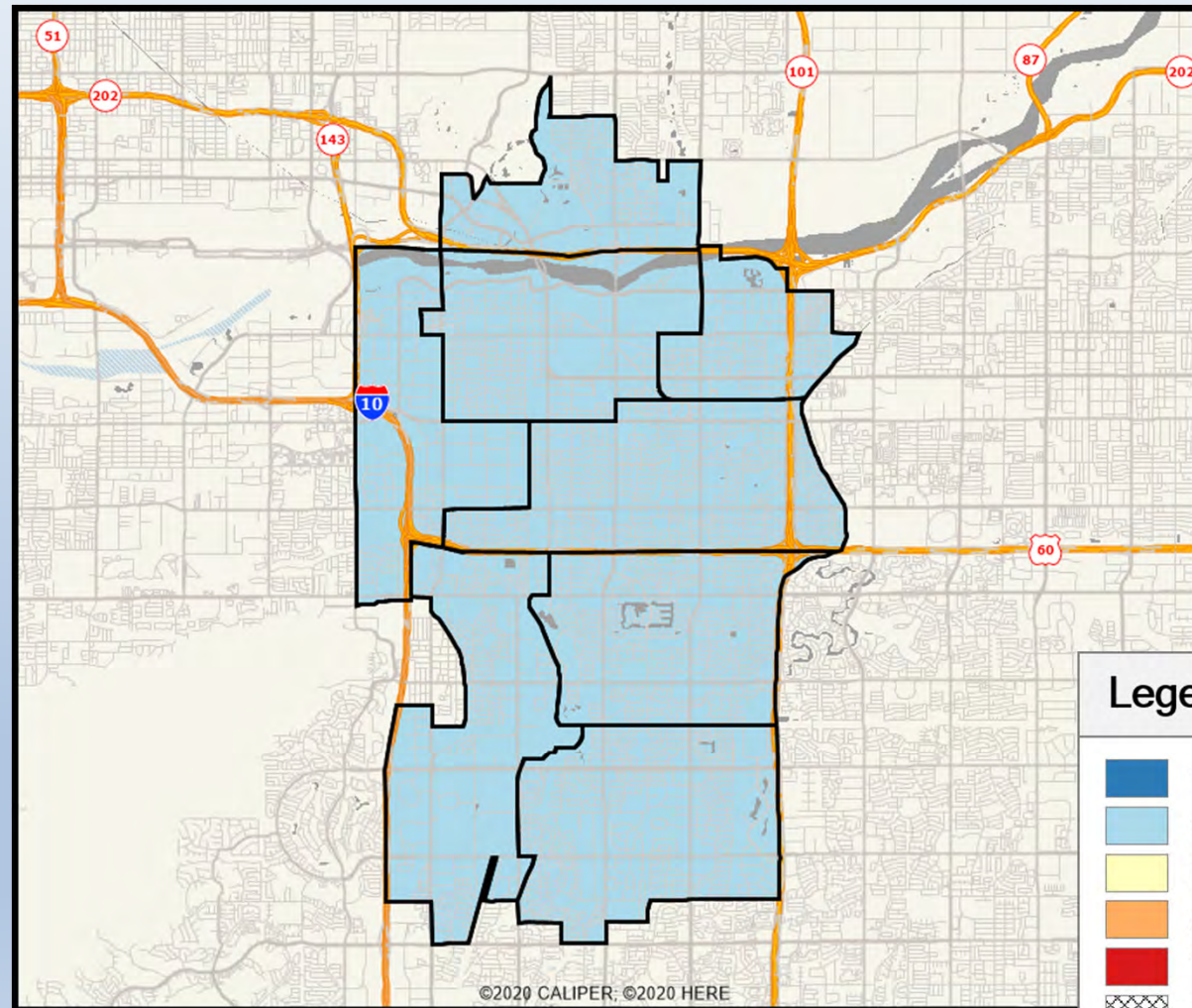
Legend

- Very Satisfied
- Satisfied
- Neutral
- Dissatisfied
- Very Dissatisfied
- No Response

Q13-22. Quality of Tempe History Museum exhibits and programs



Q13-23. Quality of arts programs (e.g., Arts in the Parks, Edna Arts classes, Free Art Friday)



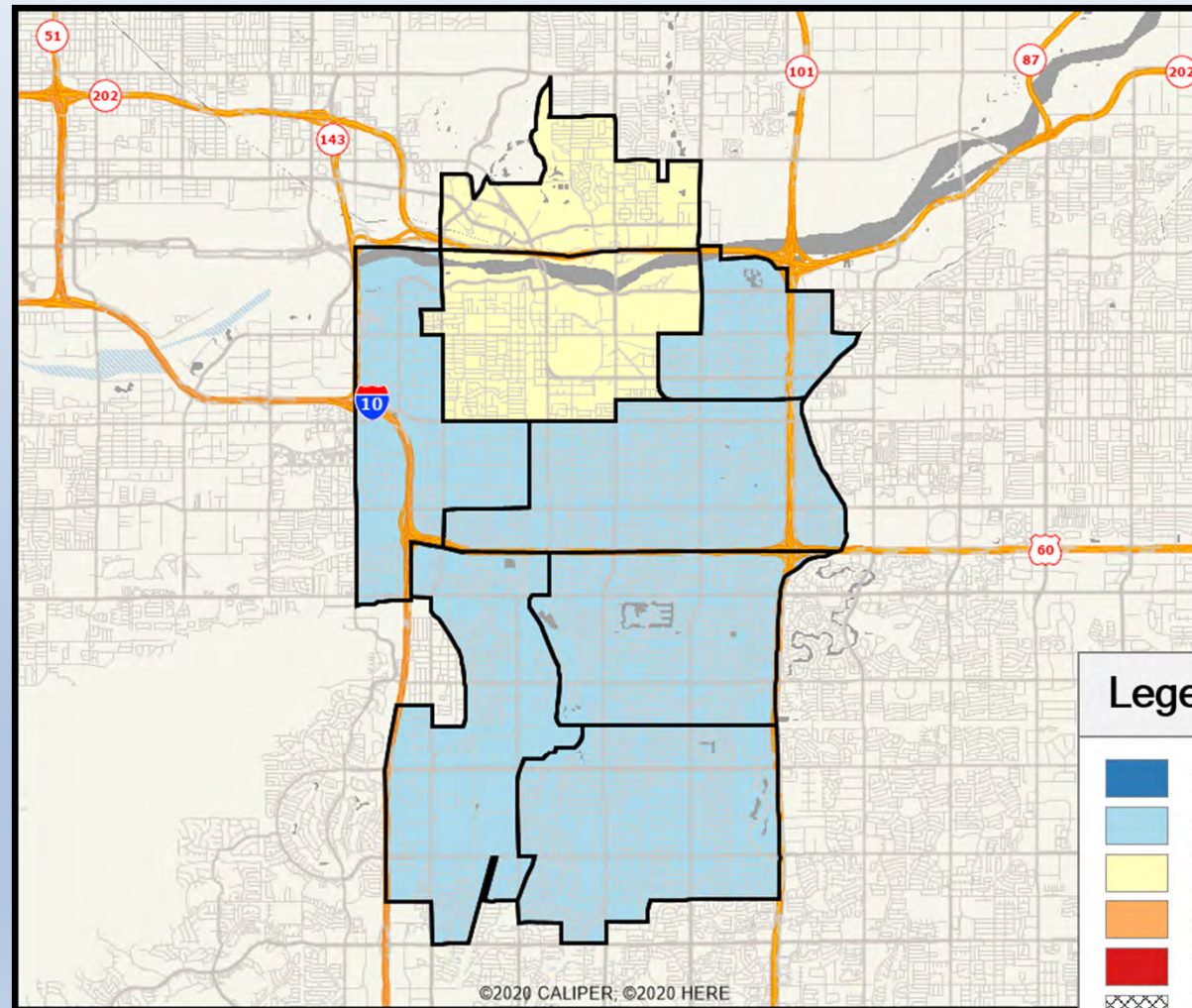
Legend

- Very Satisfied
- Satisfied
- Neutral
- Dissatisfied
- Very Dissatisfied
- No Response

ETC INSTITUTE

©2020 CALIPER; ©2020 HERE

Q13-24. Adequacy of street lighting

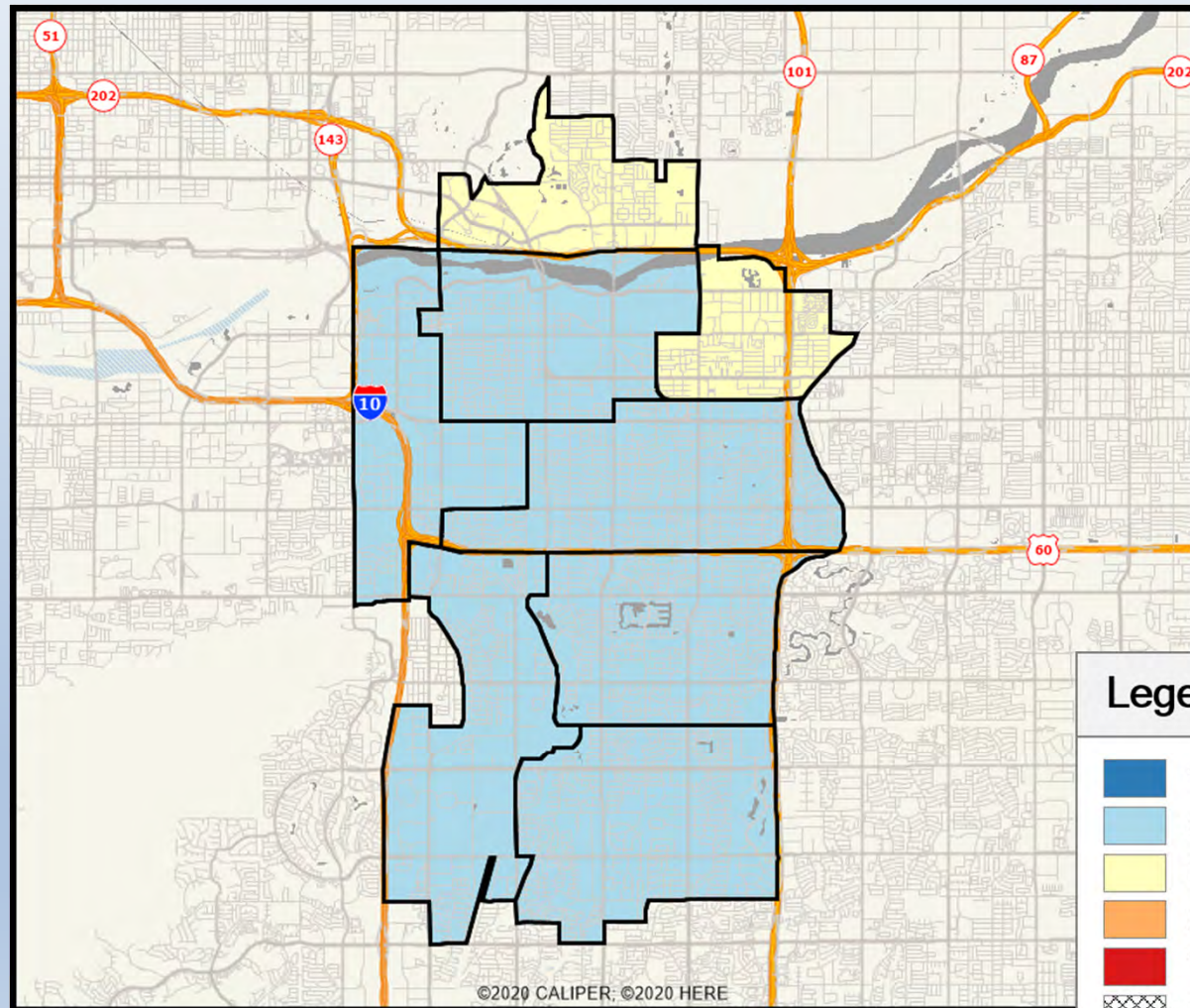


Legend

- Very Satisfied
- Satisfied
- Neutral
- Dissatisfied
- Very Dissatisfied
- No Response

ETC INSTITUTE

Q13-25. Quality of landscape maintenance along streets/sidewalks

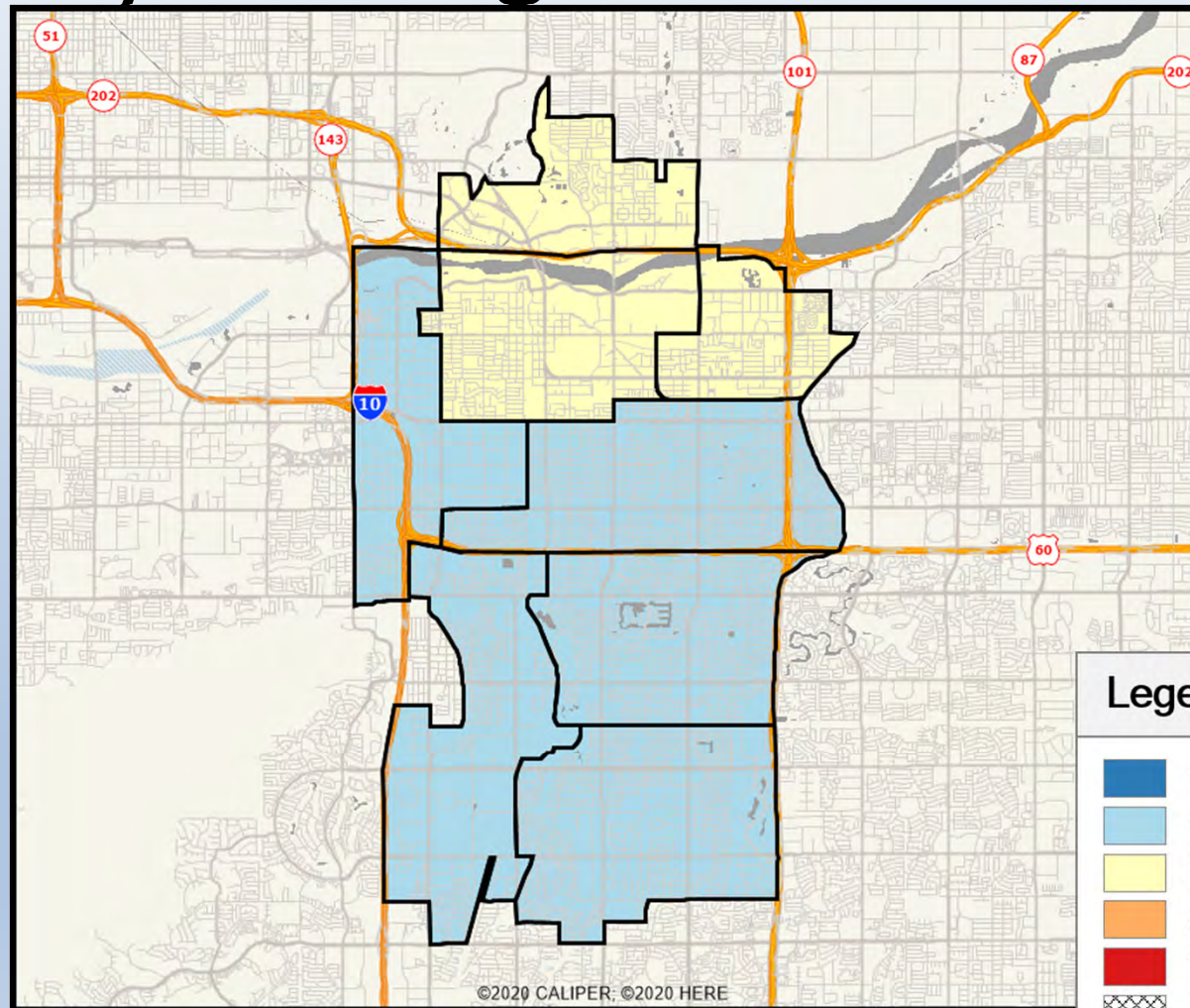


Legend

- Very Satisfied
- Satisfied
- Neutral
- Dissatisfied
- Very Dissatisfied
- No Response

ETC INSTITUTE

Q13-26. Overall condition of your neighborhood

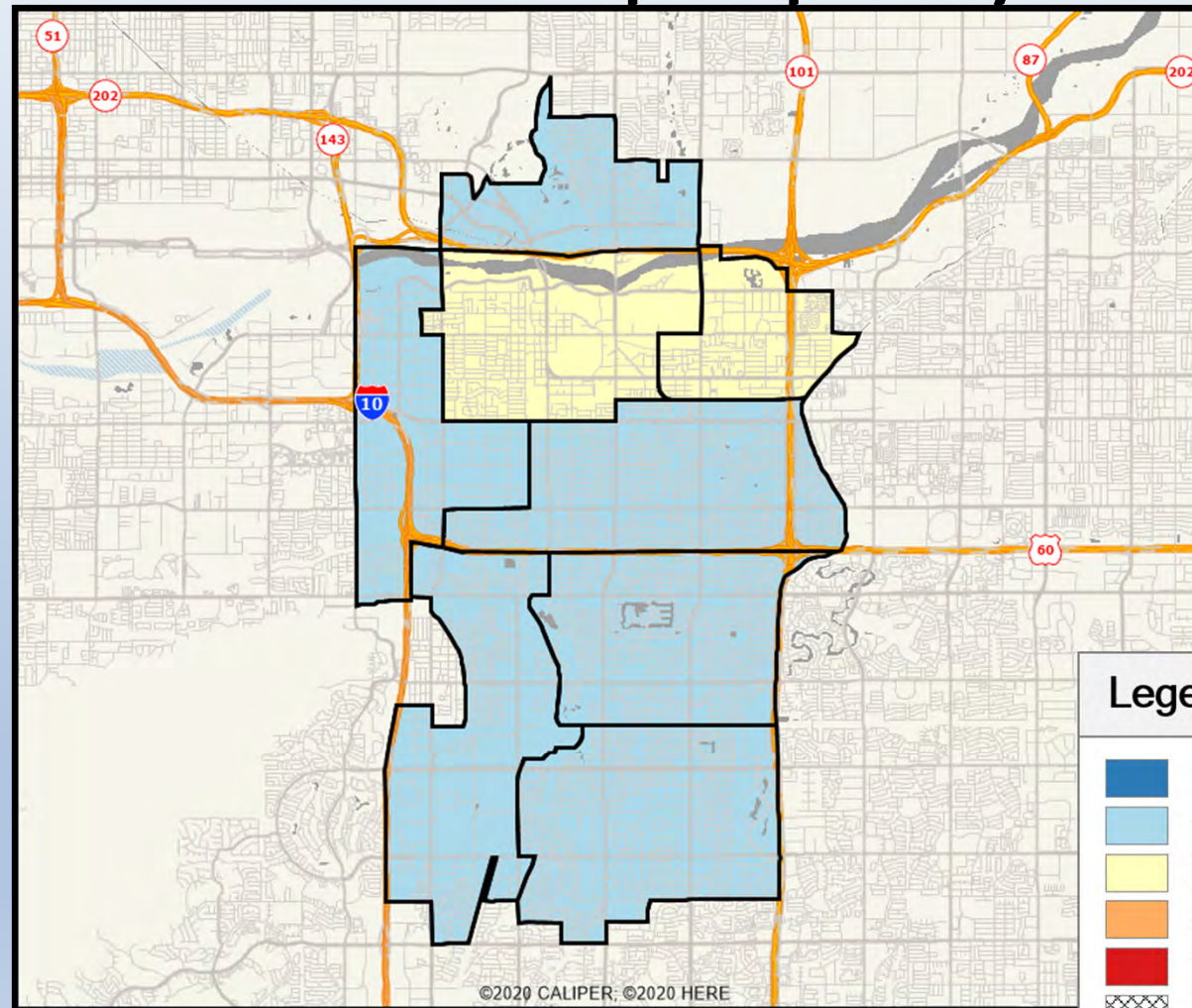


Legend

- Very Satisfied
- Satisfied
- Neutral
- Dissatisfied
- Very Dissatisfied
- No Response

ETC INSTITUTE

Q13-27. Appearance of residential property

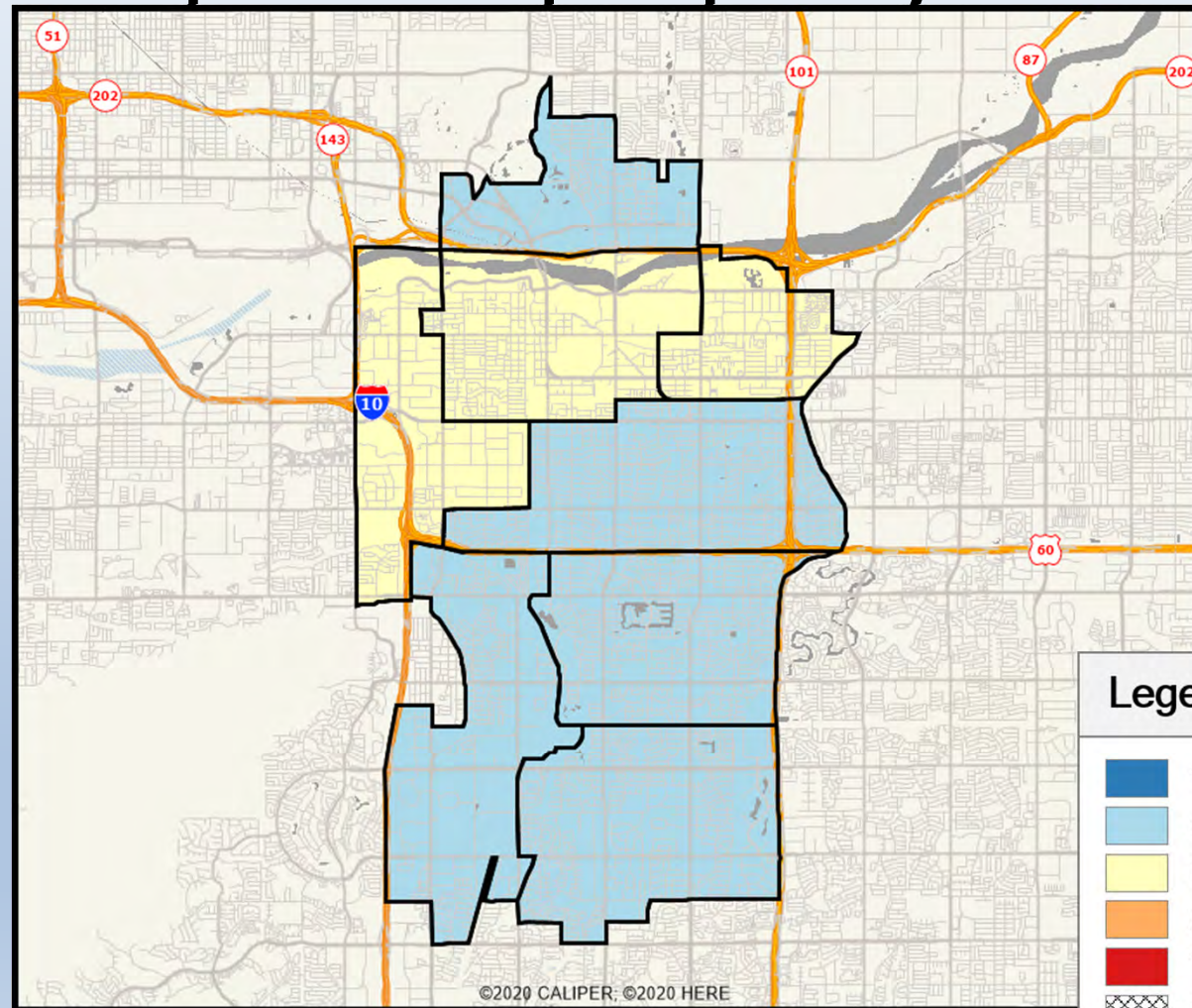


Legend

- Very Satisfied
- Satisfied
- Neutral
- Dissatisfied
- Very Dissatisfied
- No Response

ETC INSTITUTE

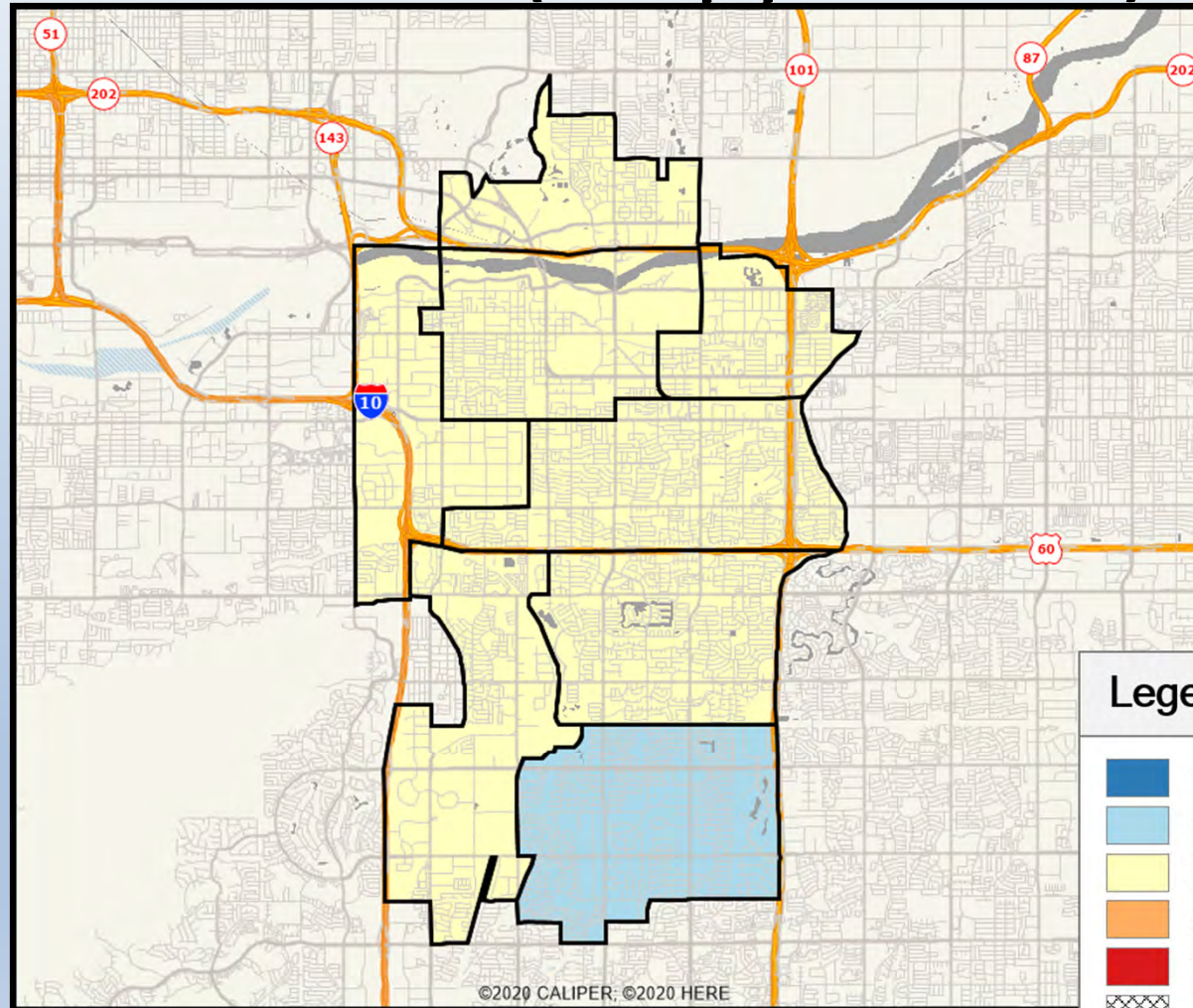
Q13-28. Maintenance of private property



Legend

- Very Satisfied
- Satisfied
- Neutral
- Dissatisfied
- Very Dissatisfied
- No Response

Q13-29. Condition of the alley near your home (if applicable)

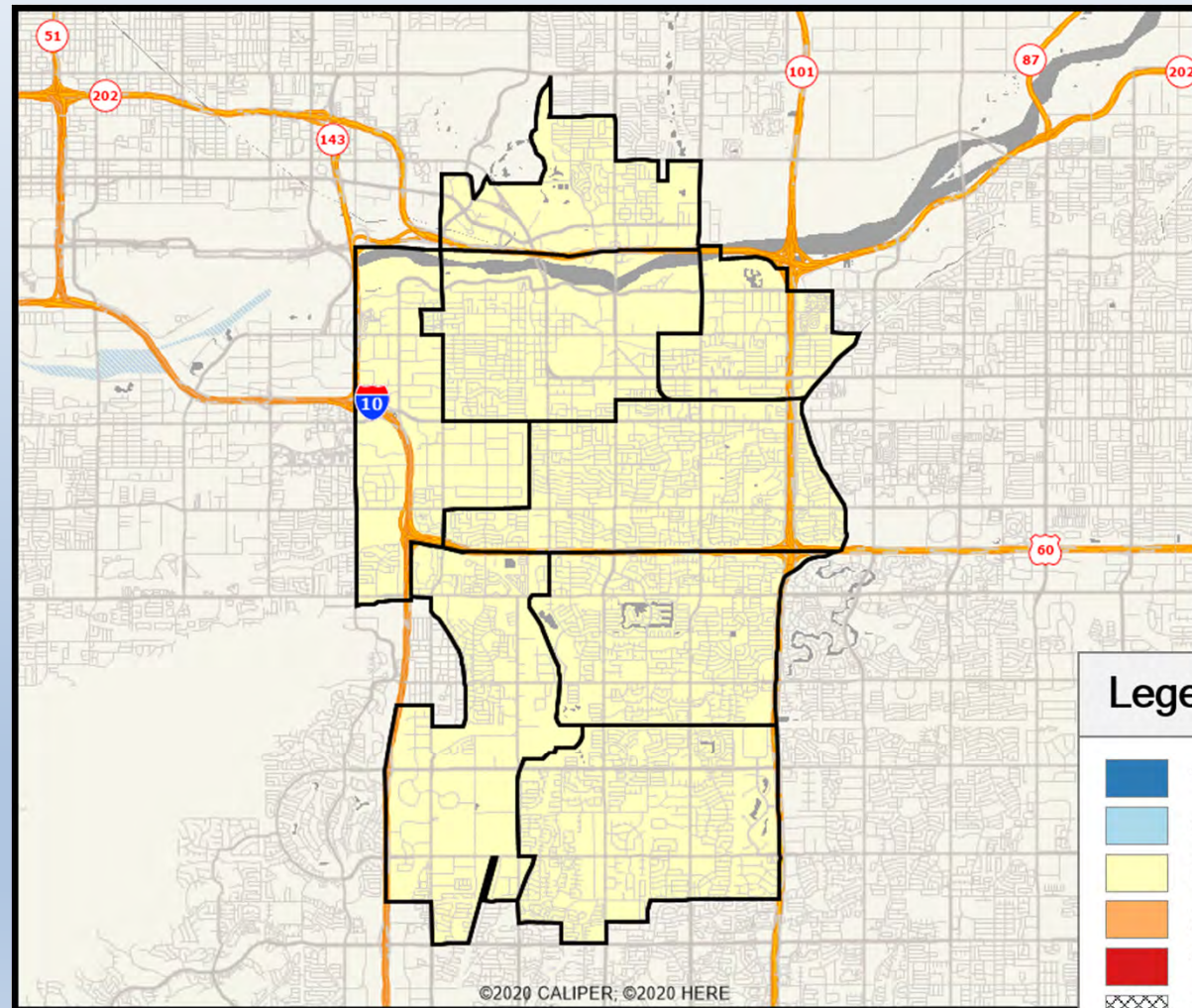


Legend

- Very Satisfied
- Satisfied
- Neutral
- Dissatisfied
- Very Dissatisfied
- No Response

ETC INSTITUTE

Q13-30. City enforcement of alley maintenance codes

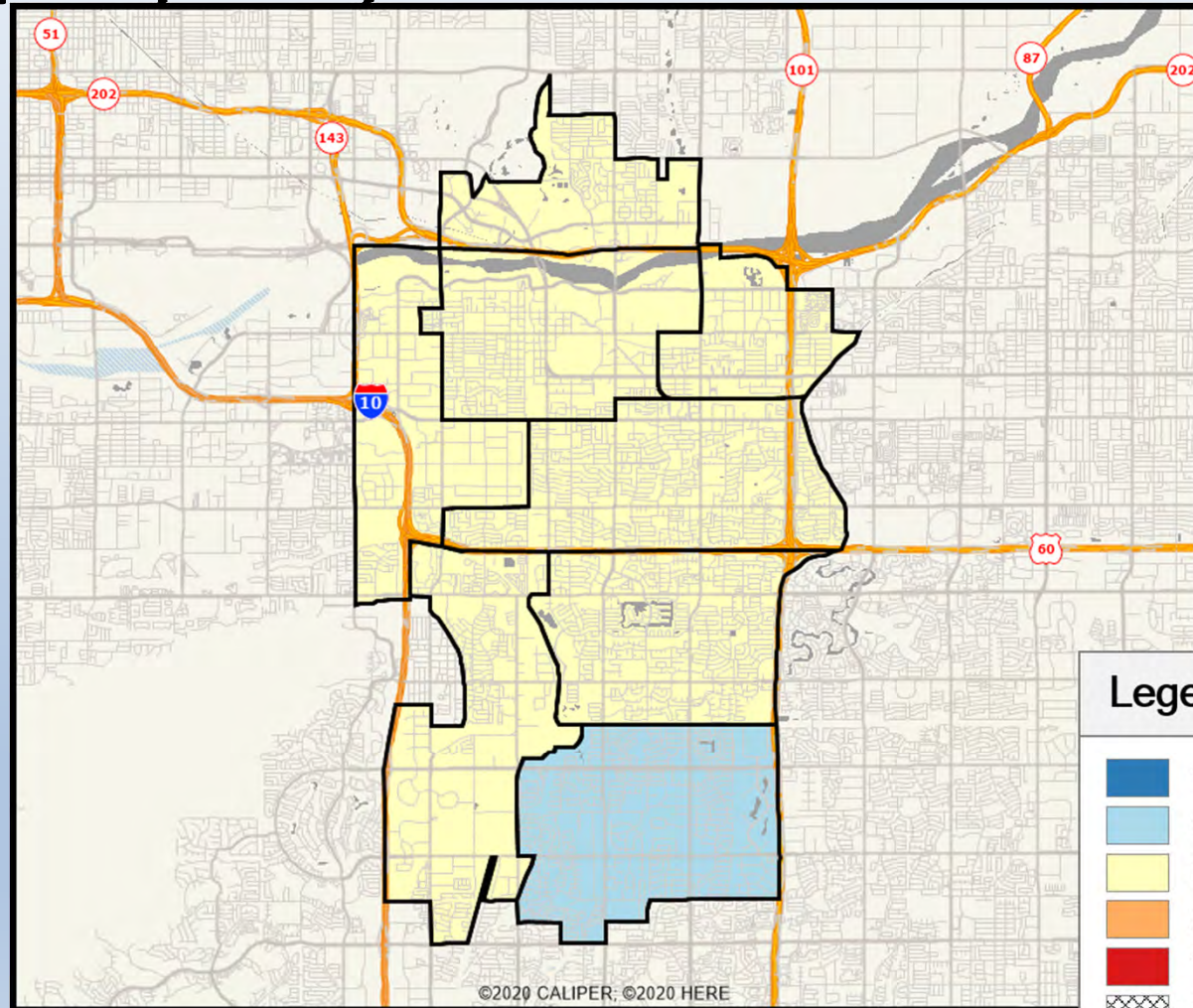


Legend

- Very Satisfied
- Satisfied
- Neutral
- Dissatisfied
- Very Dissatisfied
- No Response

ETC INSTITUTE

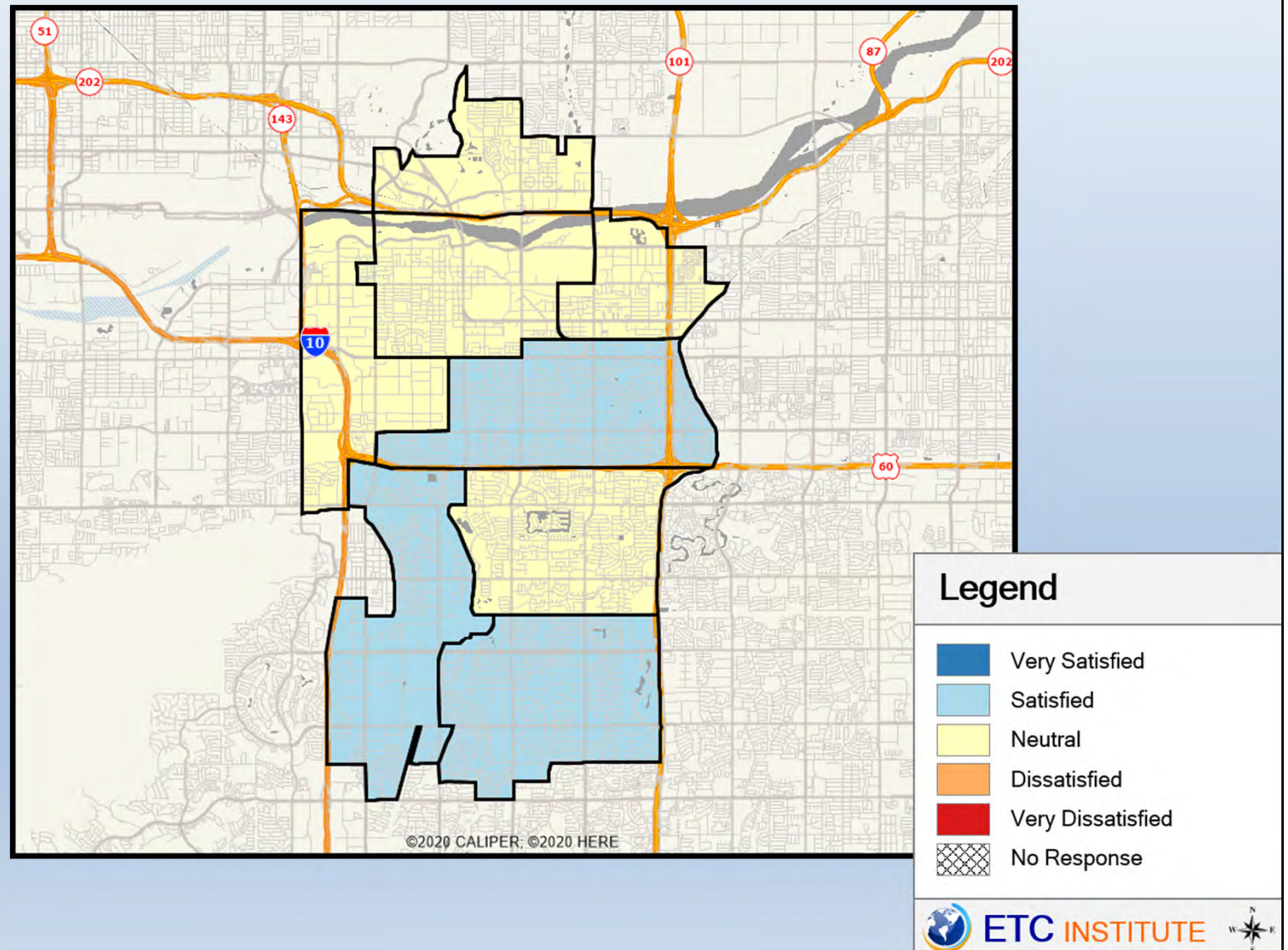
Q13-31. Overall enforcement of City property maintenance codes



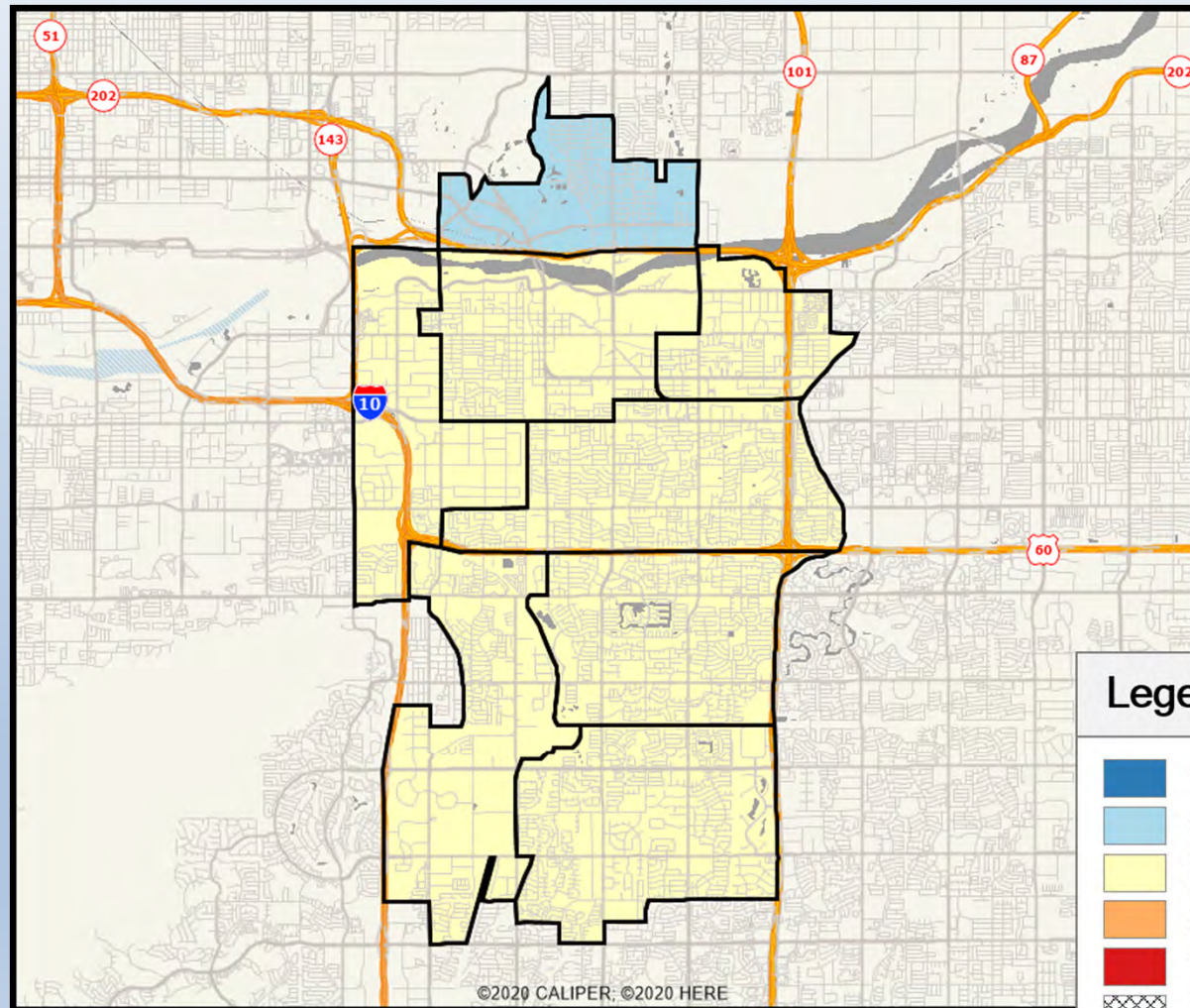
Legend

- Very Satisfied
- Satisfied
- Neutral
- Dissatisfied
- Very Dissatisfied
- No Response

Q13-32. City enforcement of property maintenance codes and the appearance of commercial properties



Q13-33. City enforcement of property maintenance codes and the appearance of residential properties

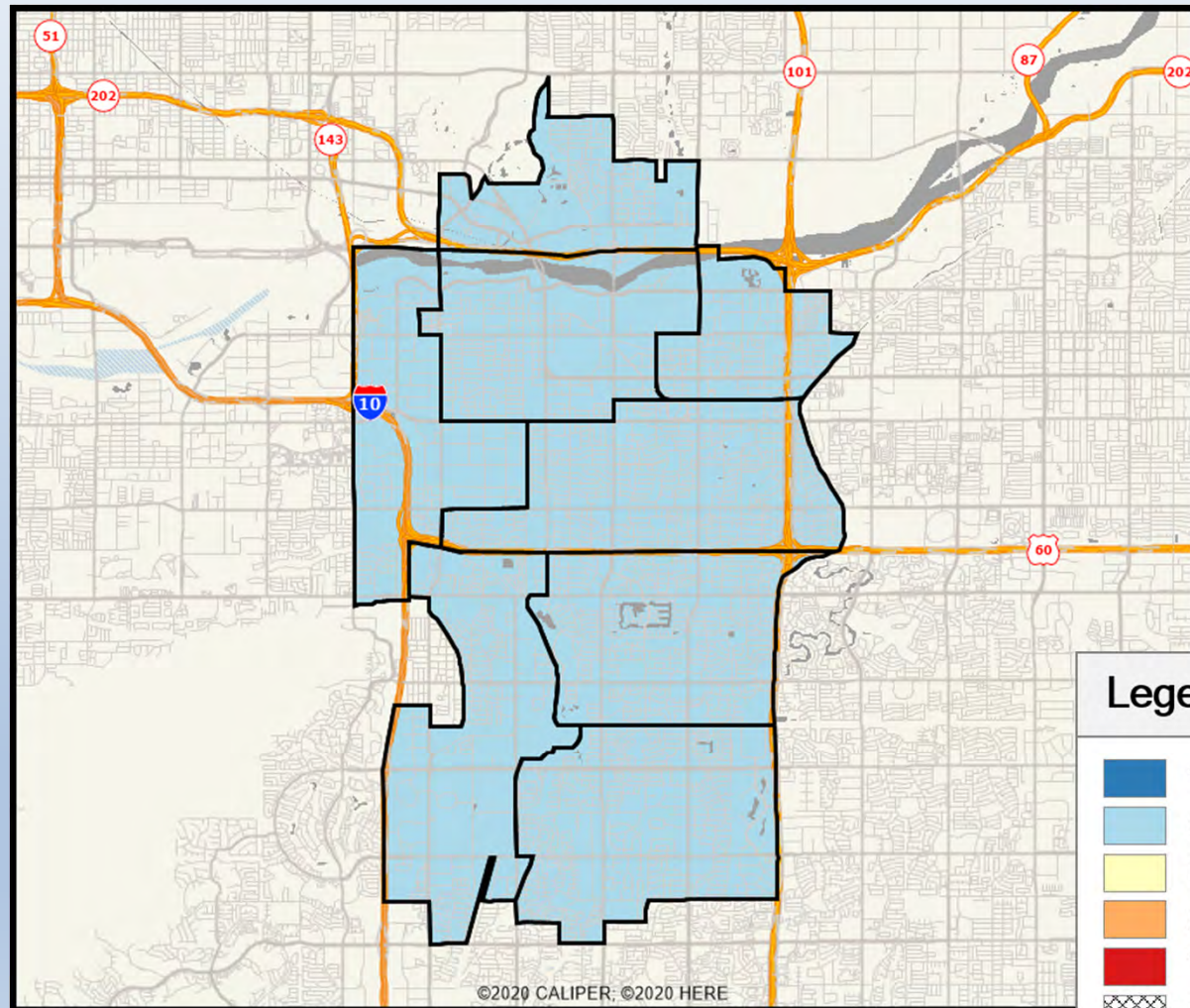


Legend

- Very Satisfied
- Satisfied
- Neutral
- Dissatisfied
- Very Dissatisfied
- No Response

ETC INSTITUTE

Q13-34. City enforcement of allowable construction work hours (Summer 6am-7pm, Winter 7am-7pm)

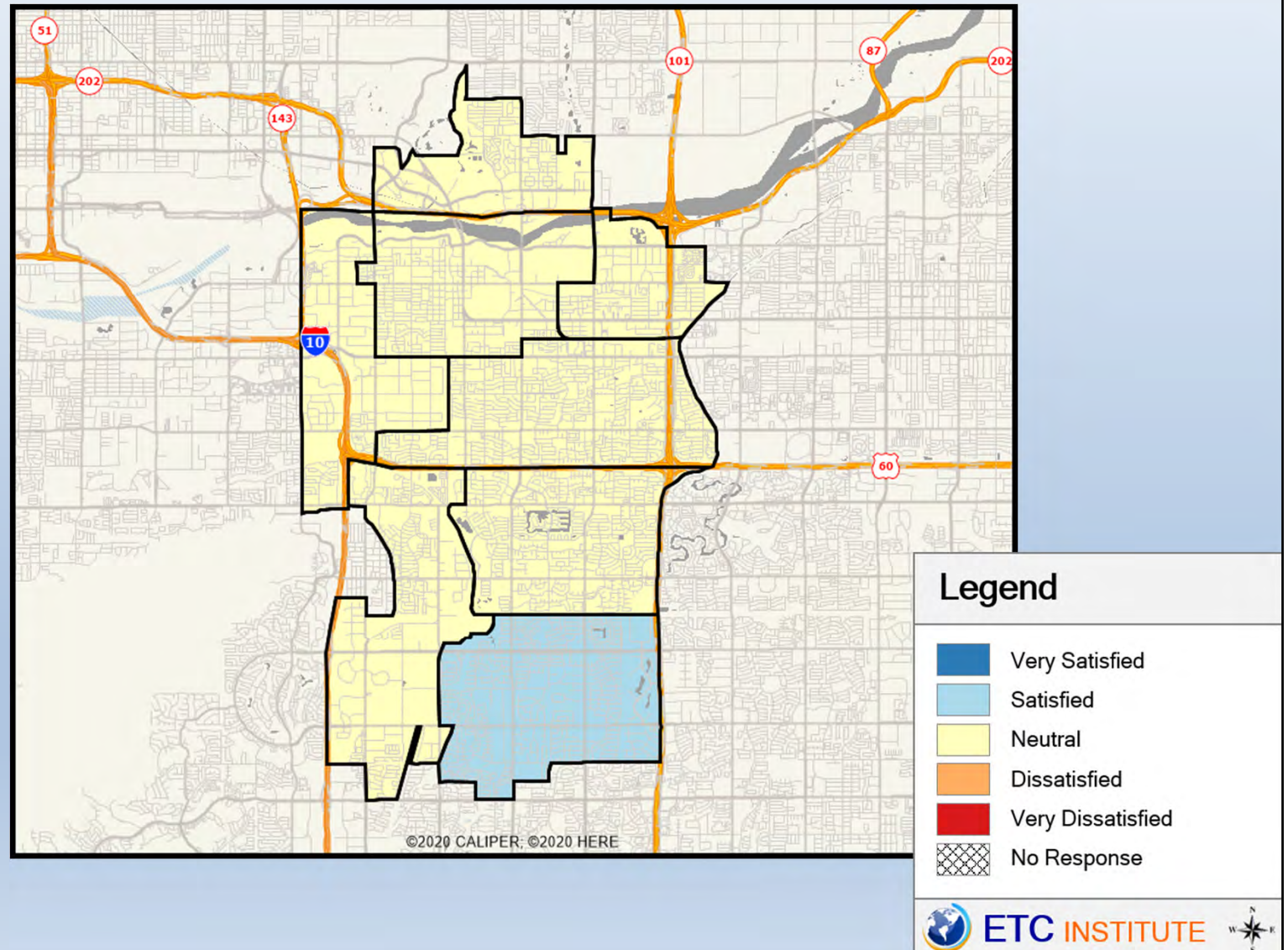


Legend

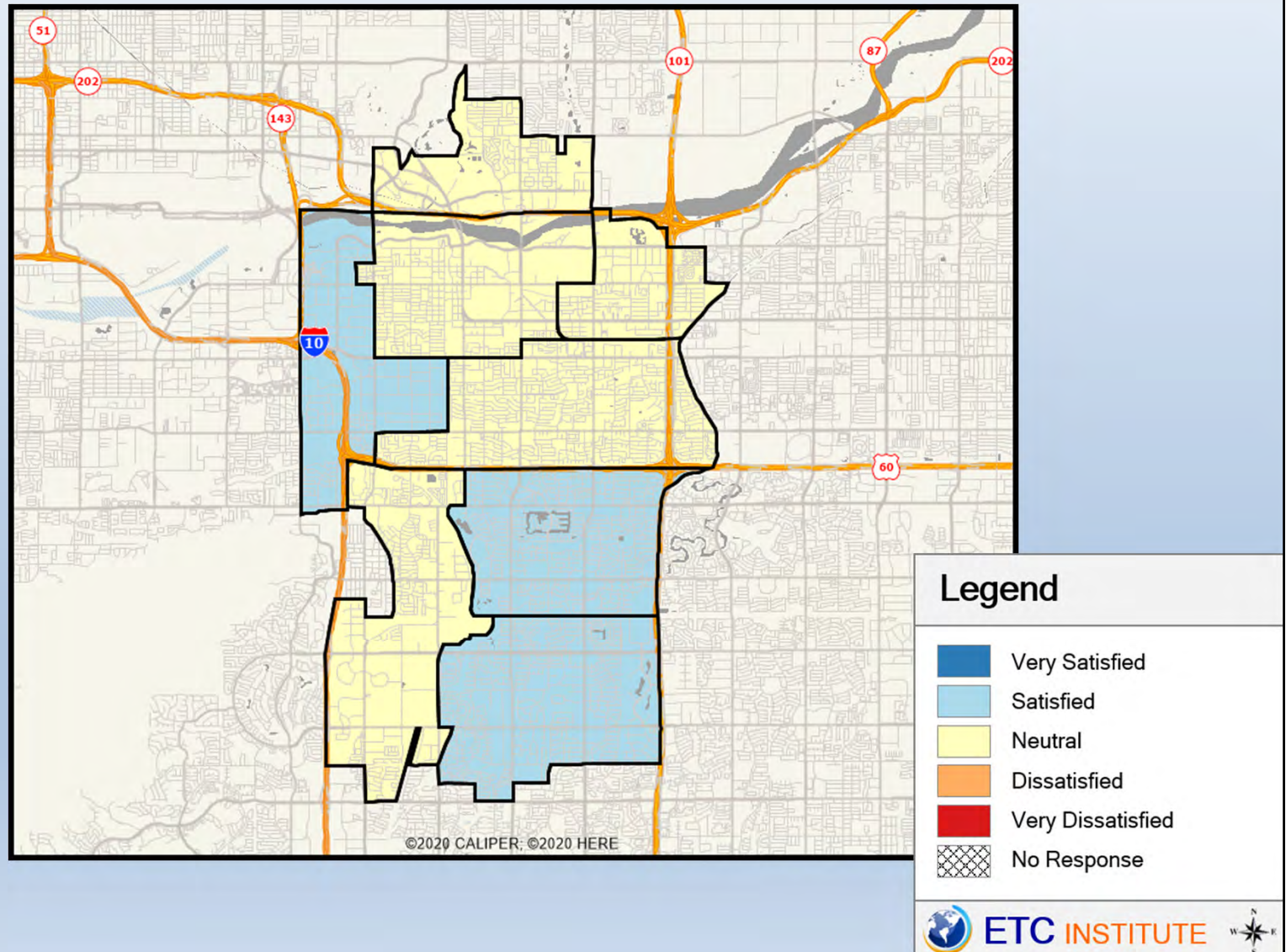
- Very Satisfied
- Satisfied
- Neutral
- Dissatisfied
- Very Dissatisfied
- No Response

ETC INSTITUTE

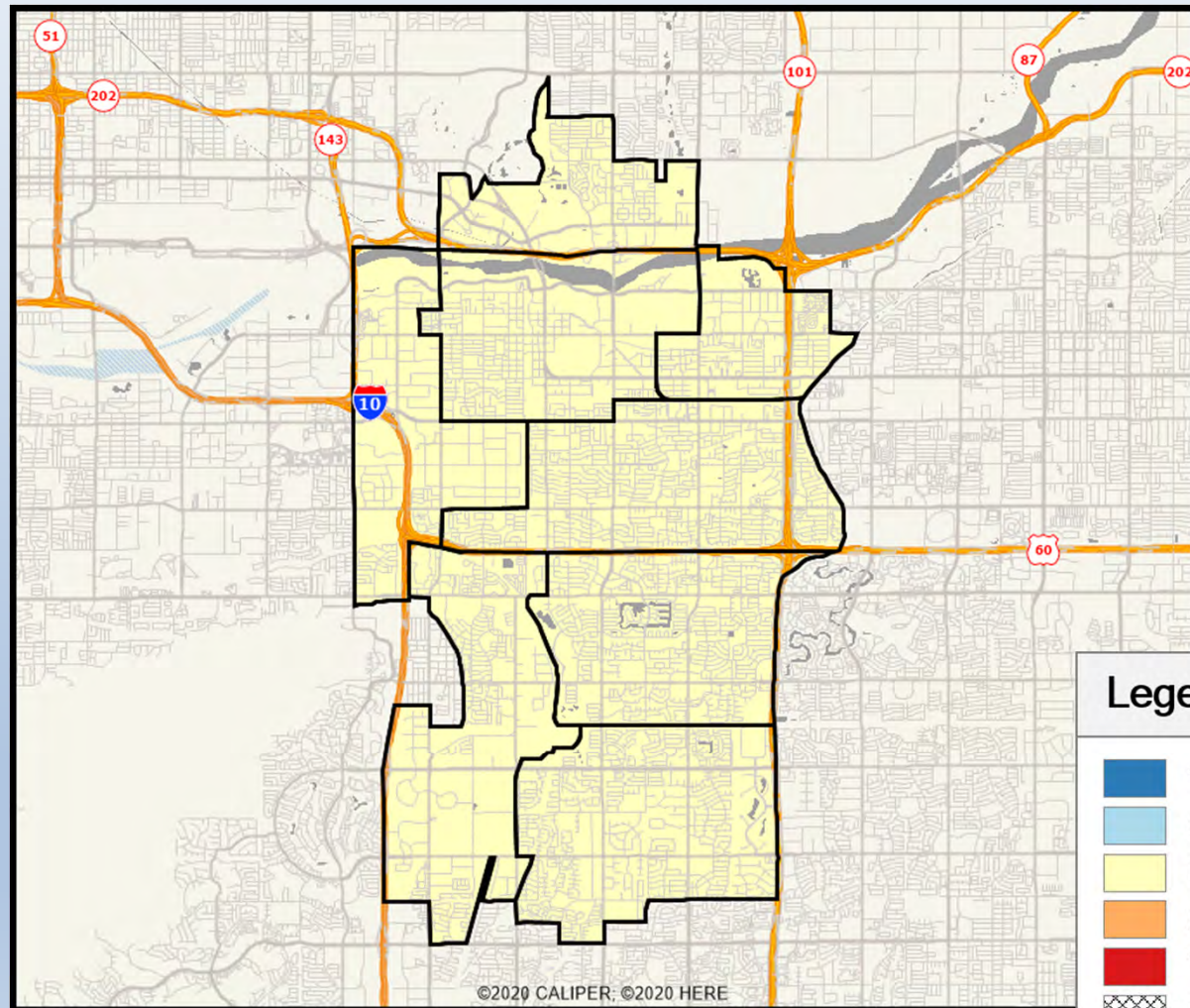
Q13-35. City efforts to enforce the clean-up of junk, debris, and trash on residential private property



Q13-36. City efforts to enforce the mowing and cutting of weeds/grass on residential private property



Q13-37. City efforts to enforce deteriorated landscape maintenance on residential private property

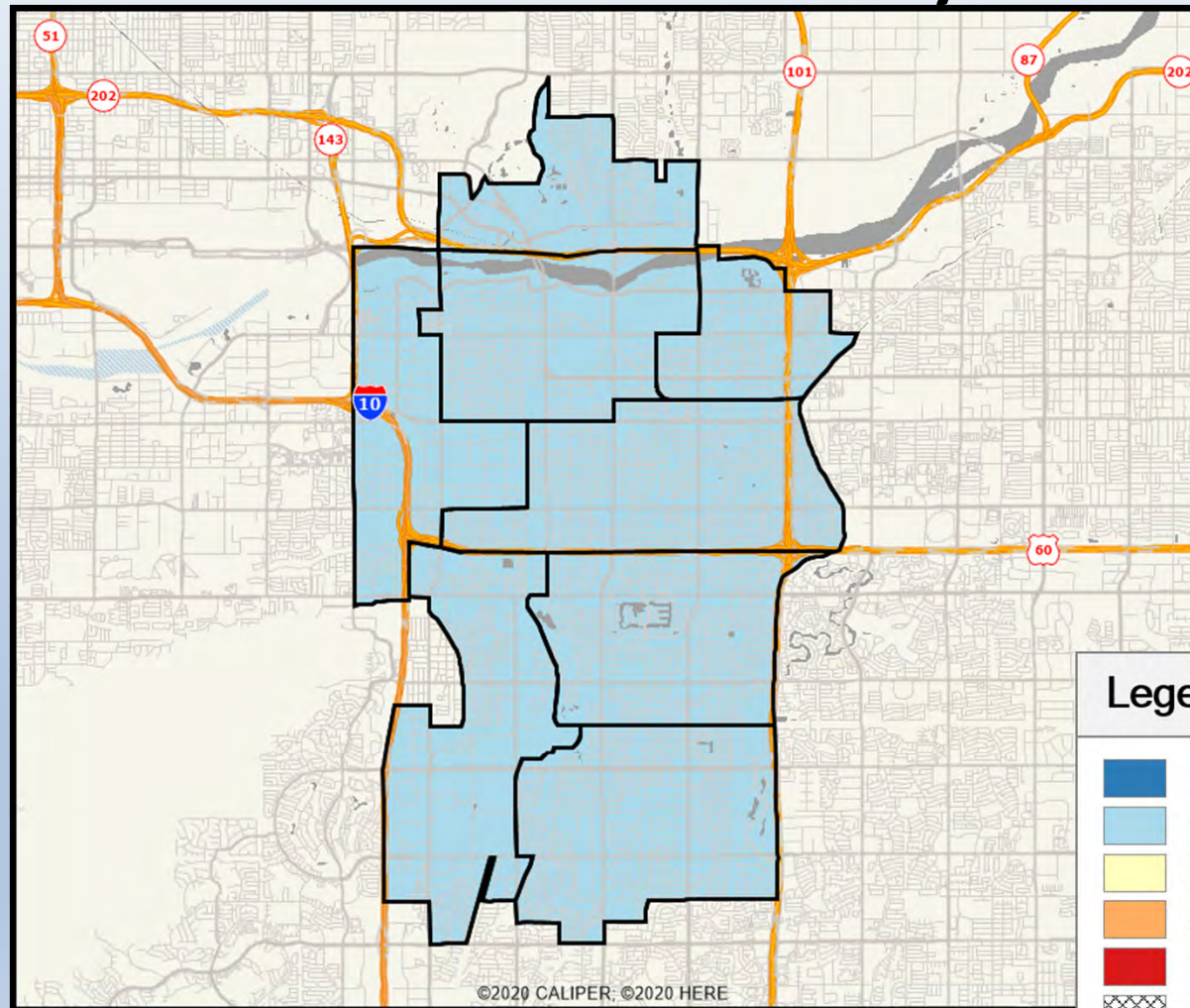


Legend

	Very Satisfied
	Satisfied
	Neutral
	Dissatisfied
	Very Dissatisfied
	No Response

ETC INSTITUTE

Q13-38. The value of Special Events to the City

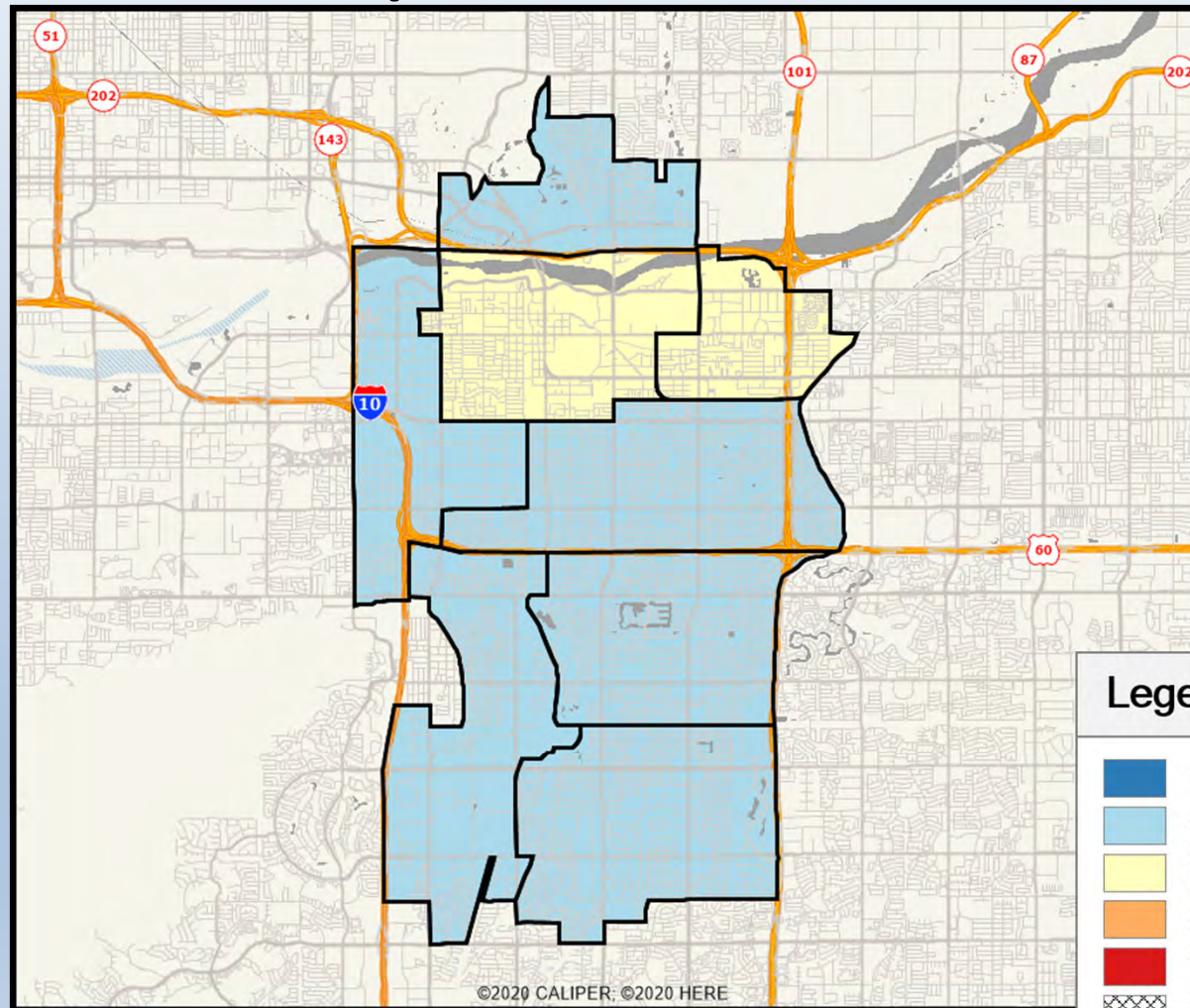


Legend

- Very Satisfied
- Satisfied
- Neutral
- Dissatisfied
- Very Dissatisfied
- No Response

ETC INSTITUTE

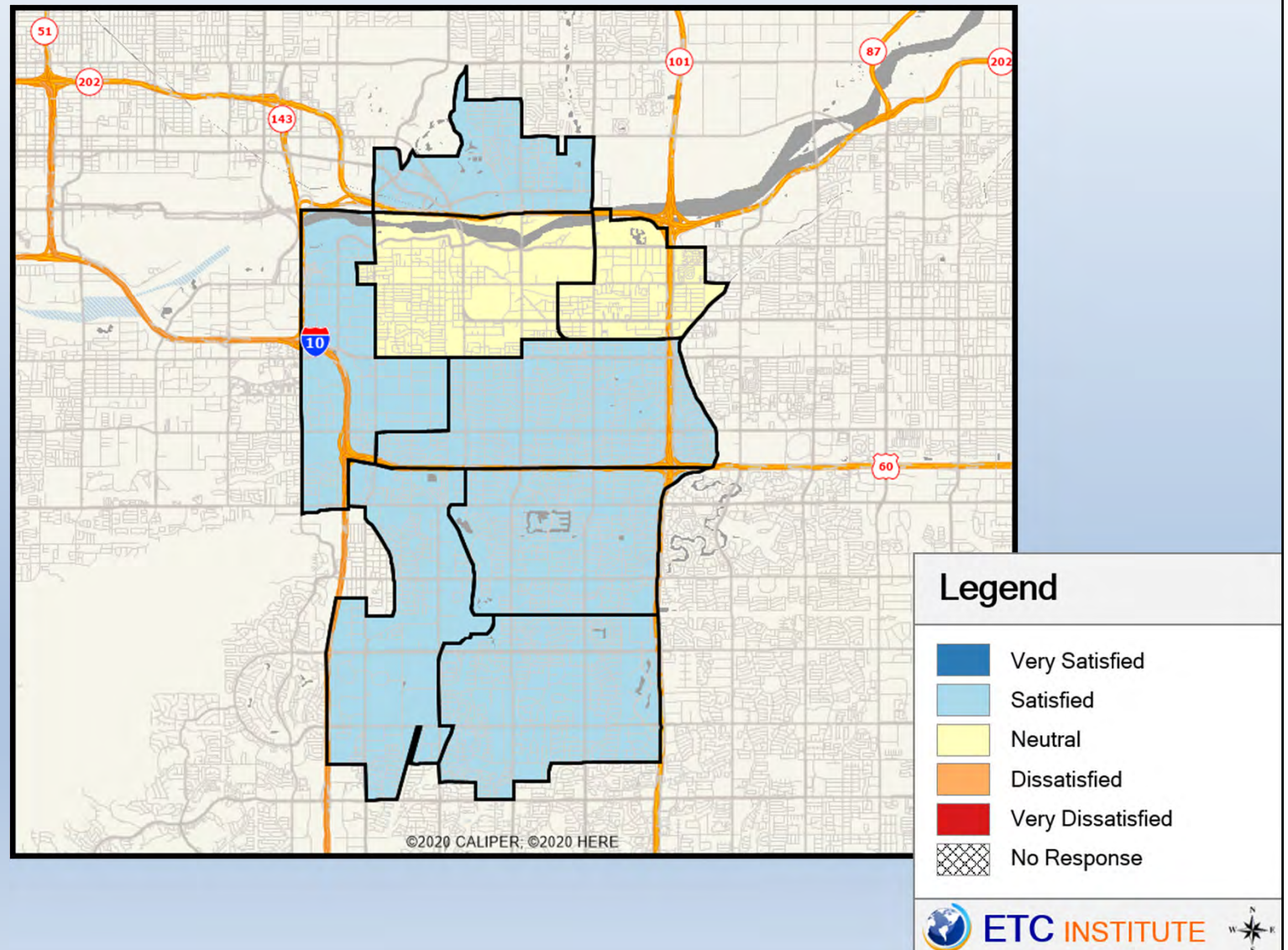
Q13-39. Access to Human services/Social services



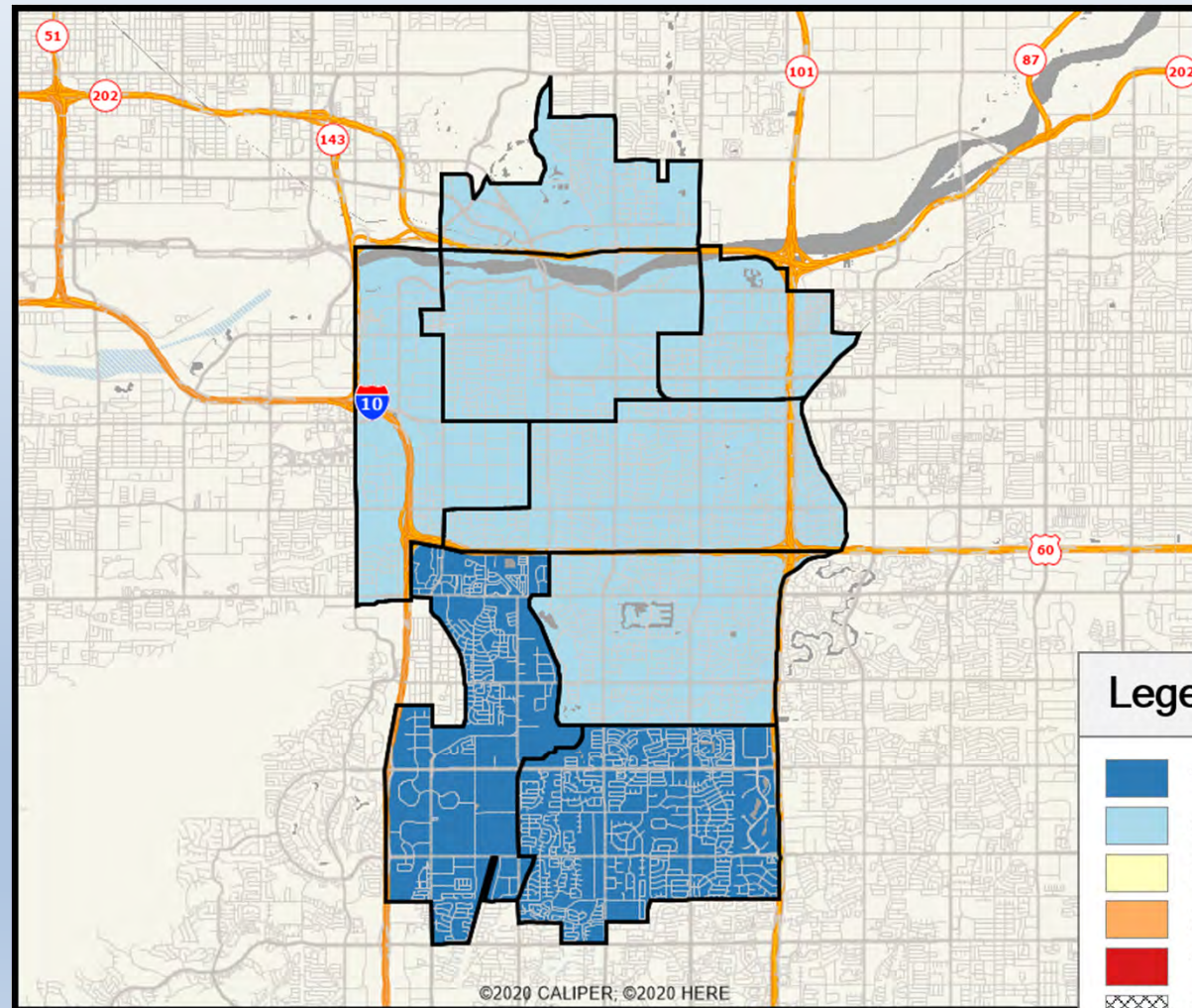
Legend

- Very Satisfied
- Satisfied
- Neutral
- Dissatisfied
- Very Dissatisfied
- No Response

Q13-40. Tempe's engagement and inclusion of those living with dementia, their care partners, and their families



Q13-41. Residential trash collection services

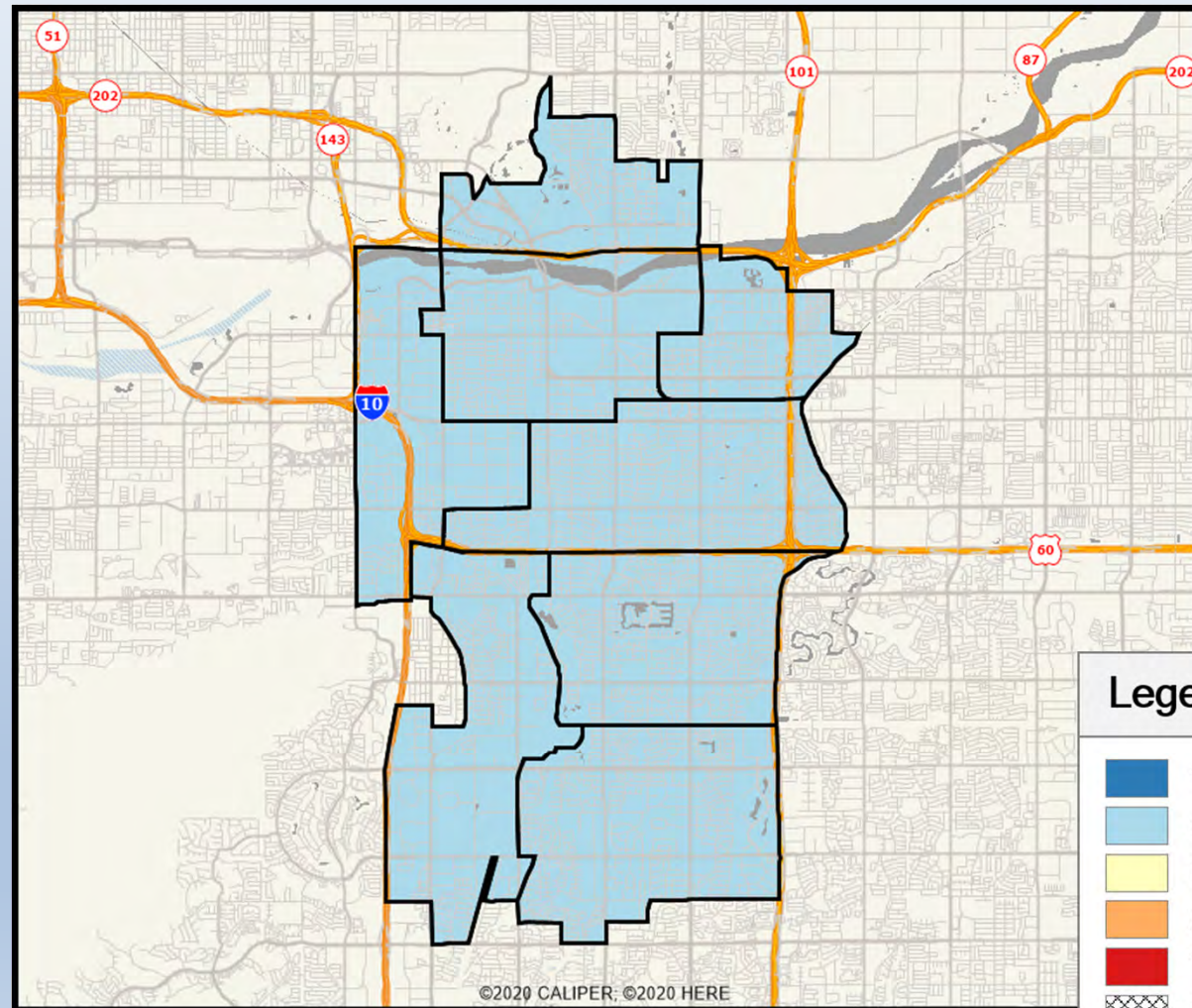


Legend

- Very Satisfied
- Satisfied
- Neutral
- Dissatisfied
- Very Dissatisfied
- No Response

ETC INSTITUTE

Q13-42. Residential recycling services

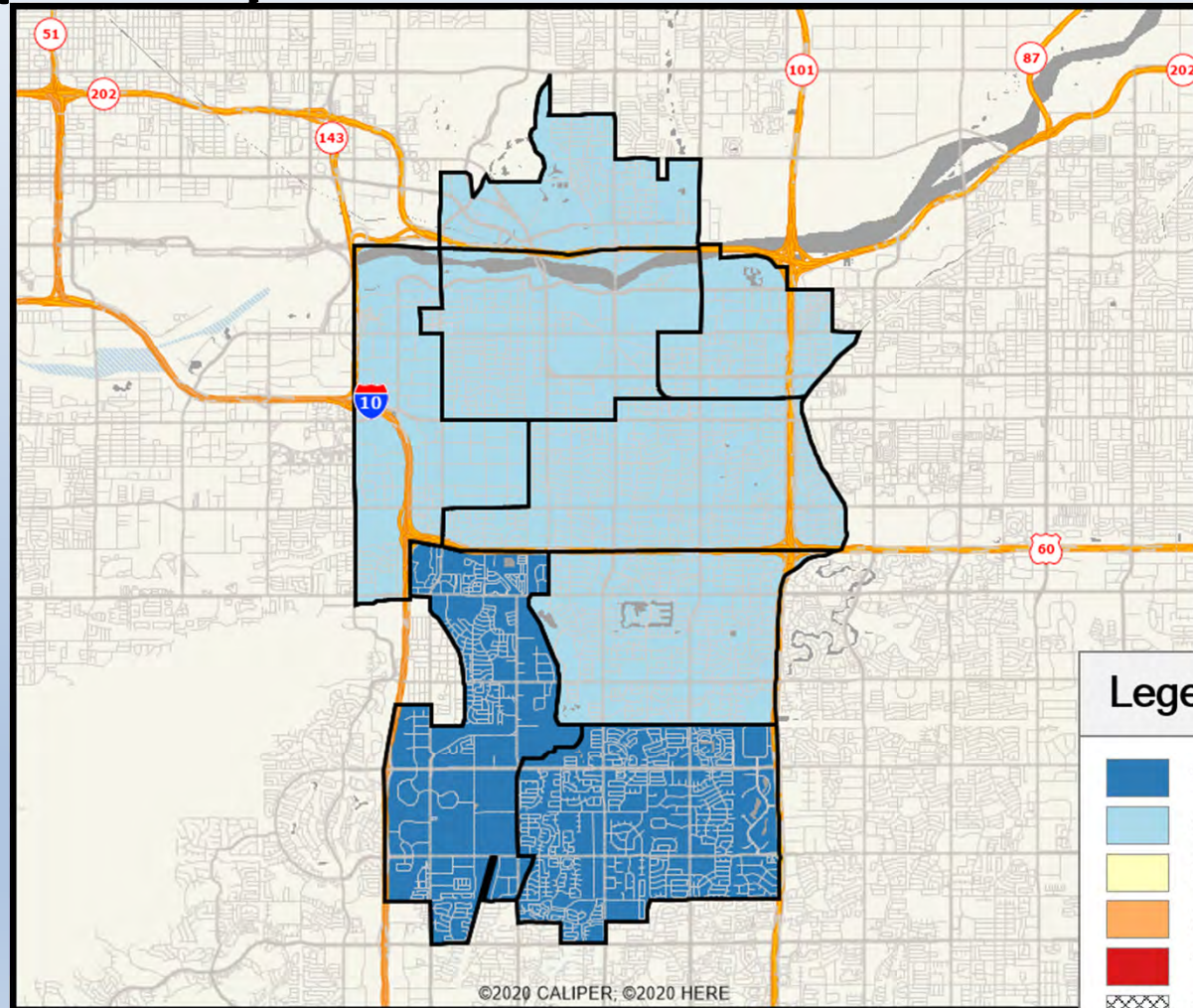


Legend

- Very Satisfied
- Satisfied
- Neutral
- Dissatisfied
- Very Dissatisfied
- No Response

ETC INSTITUTE

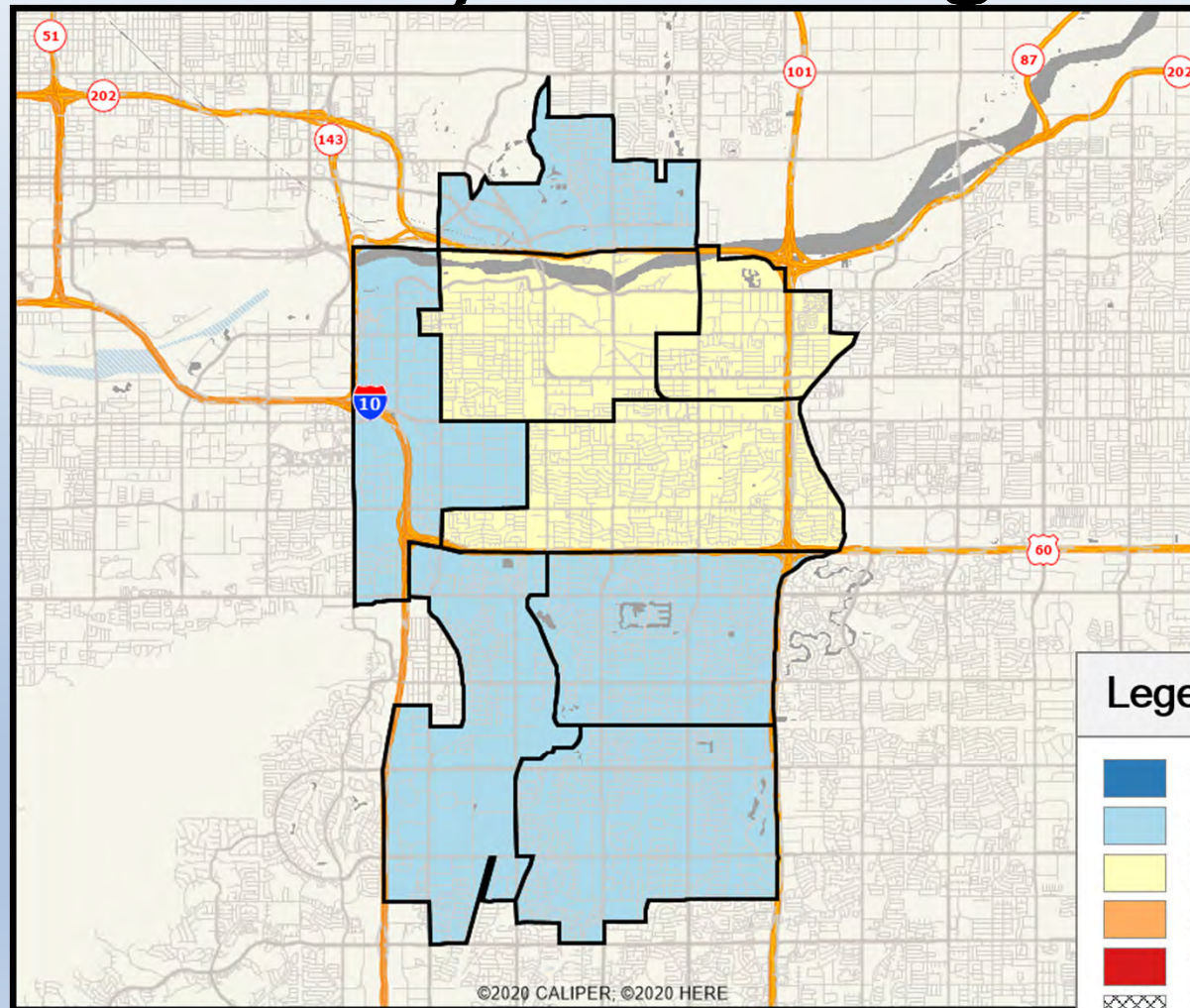
Q13-43. Bulk trash pickup/removal services



Legend

- Very Satisfied
- Satisfied
- Neutral
- Dissatisfied
- Very Dissatisfied
- No Response

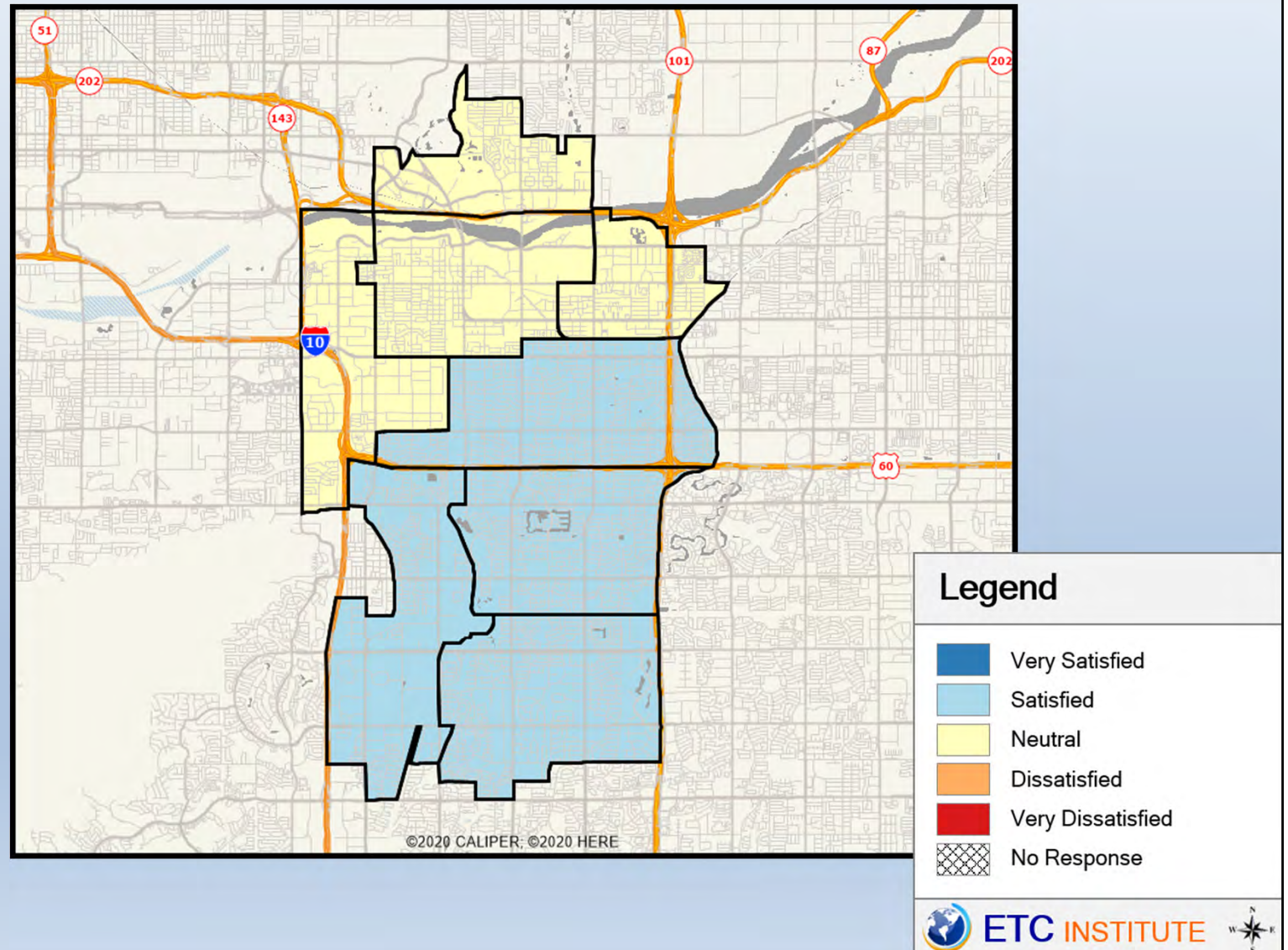
Q16-1. The direction the City is heading



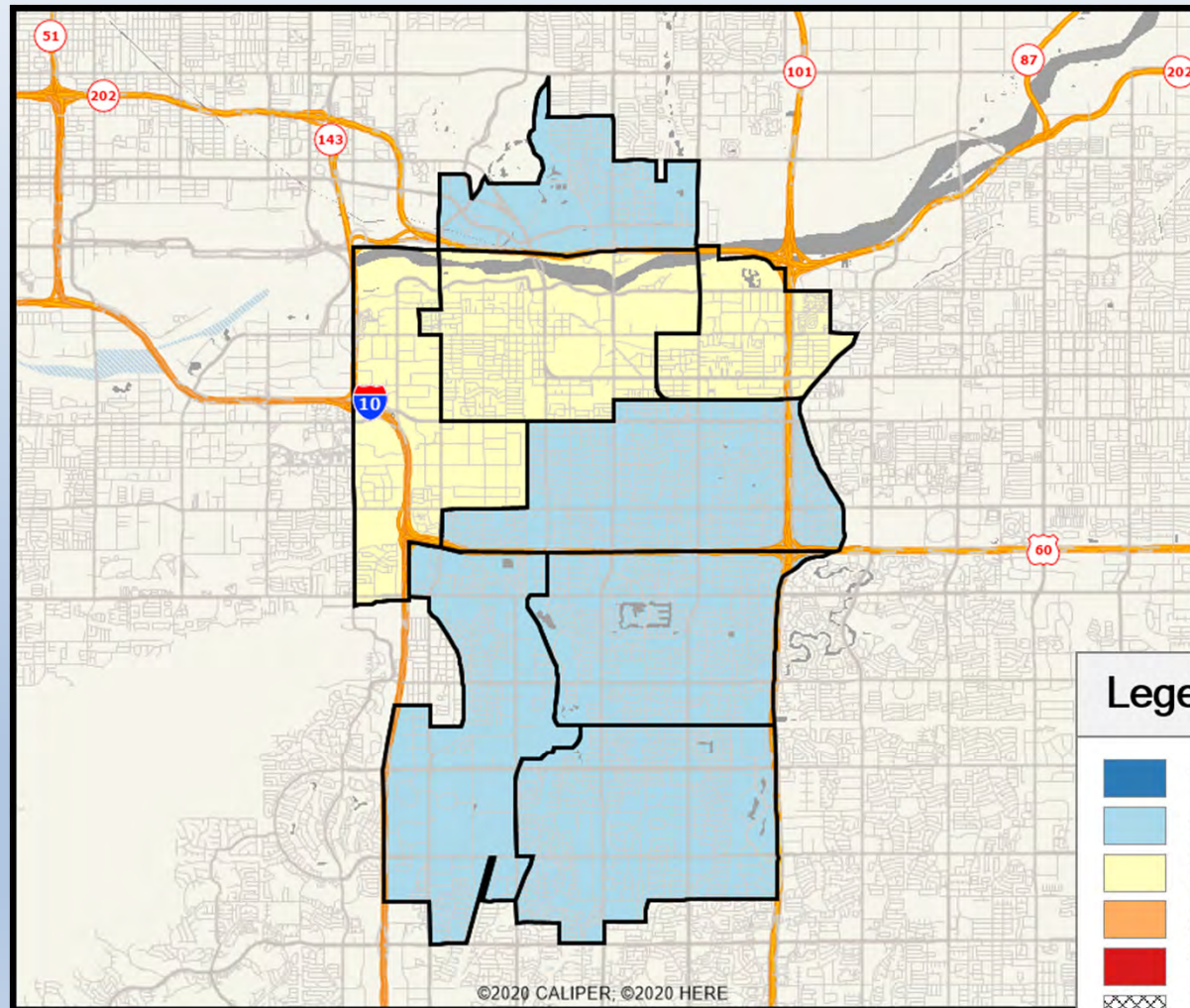
Legend

- Very Satisfied
- Satisfied
- Neutral
- Dissatisfied
- Very Dissatisfied
- No Response

Q16-2. City efforts to keep residents informed about the City's budget



Q16-3. The City's financial information is accessible and transparent

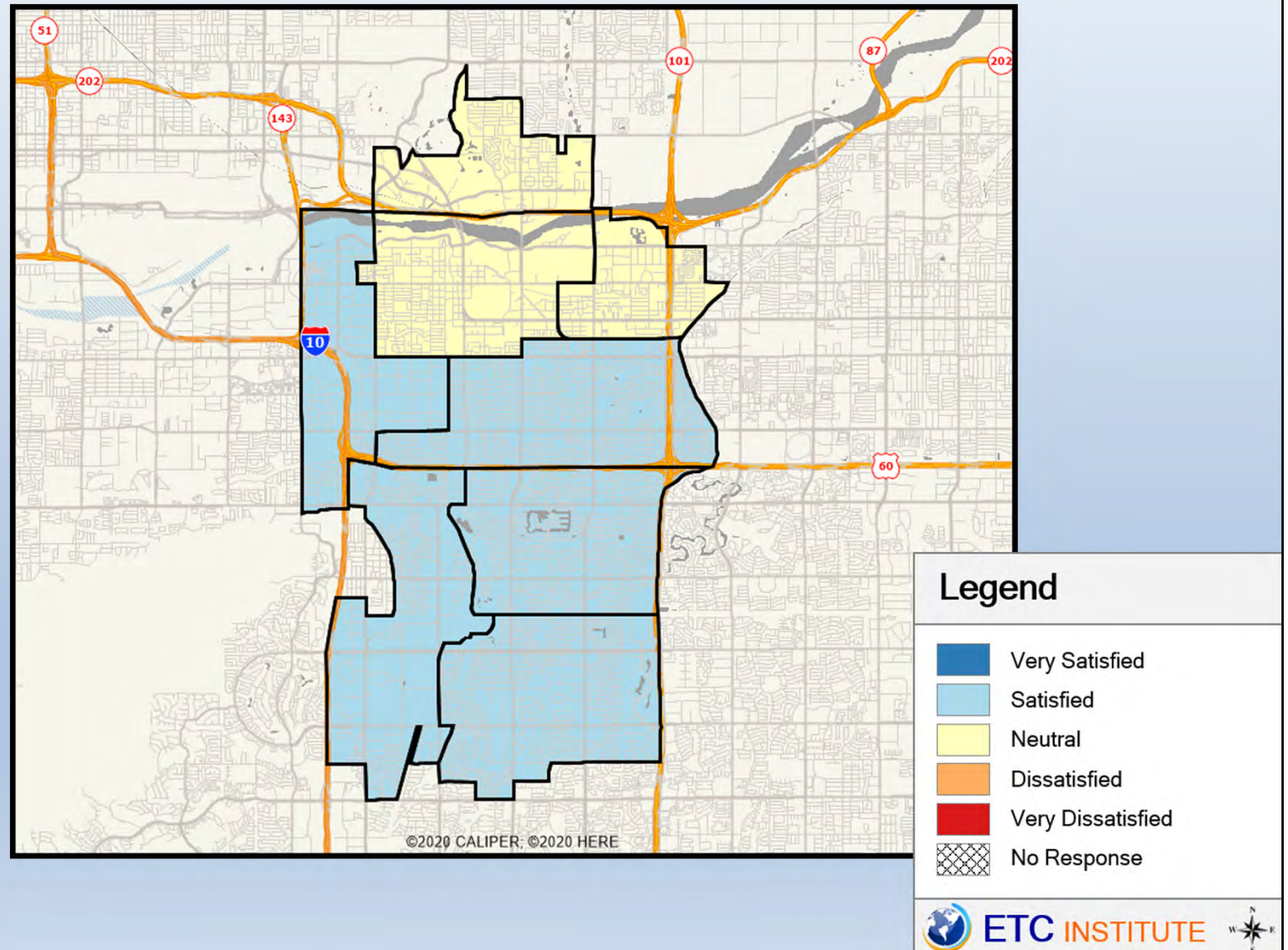


Legend

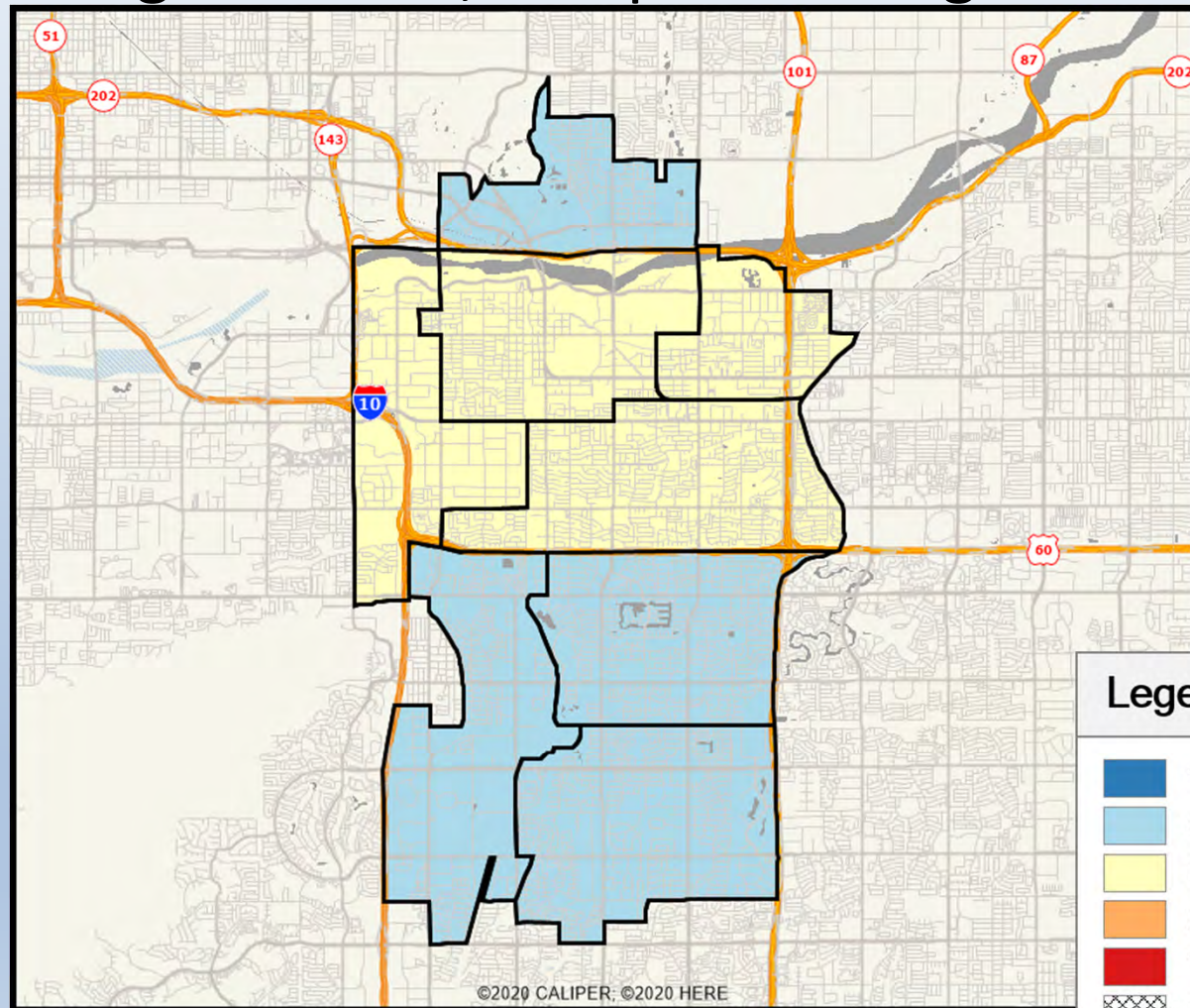
- Very Satisfied
- Satisfied
- Neutral
- Dissatisfied
- Very Dissatisfied
- No Response

ETC INSTITUTE

Q16-4. The overall value that you receive for your City tax dollars and fees



Q16-5. The opportunities to provide input and feedback in the budget process through public forums, on-line budget forums, and public budget meetings

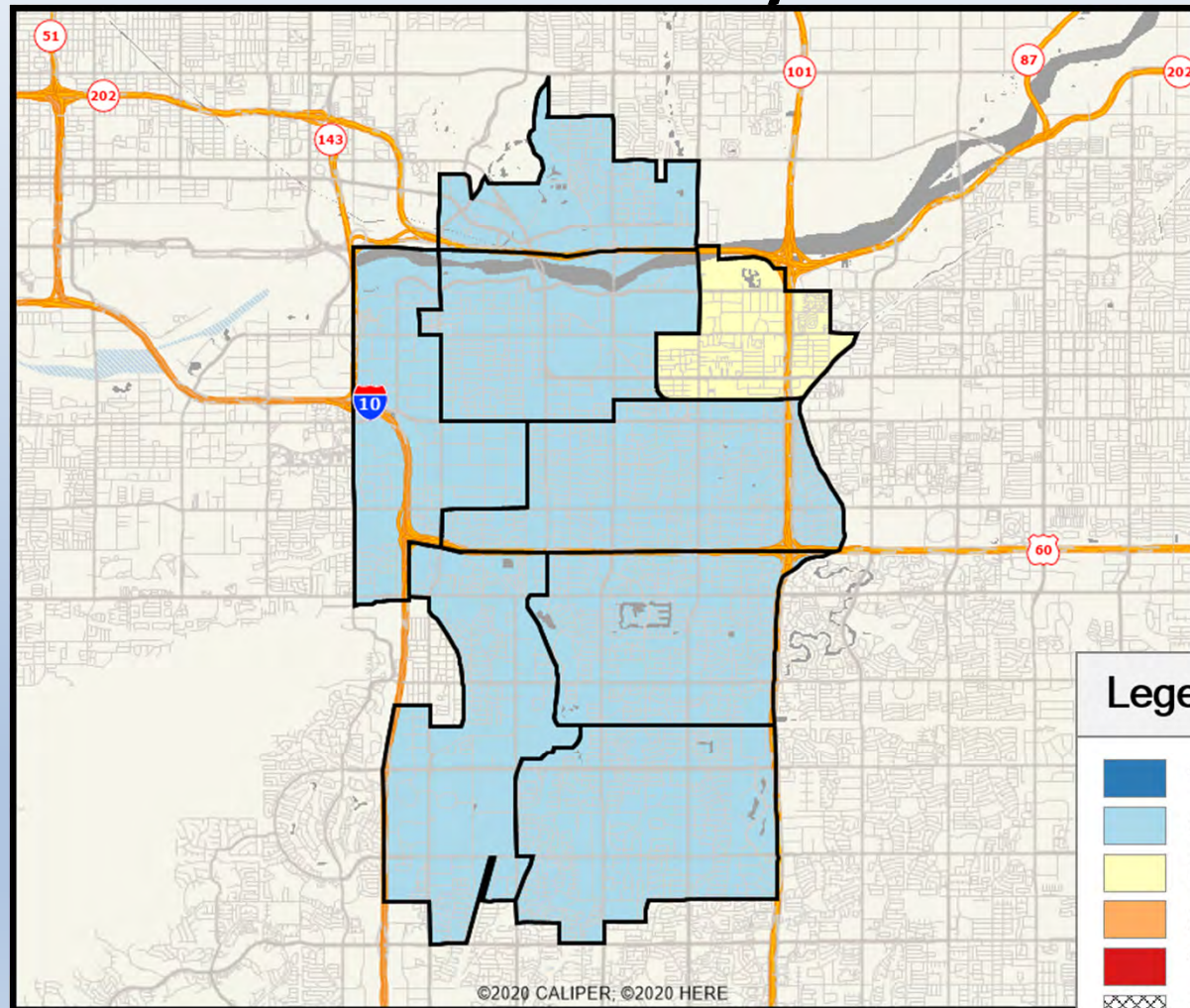


Legend

- Very Satisfied
- Satisfied
- Neutral
- Dissatisfied
- Very Dissatisfied
- No Response

ETC INSTITUTE

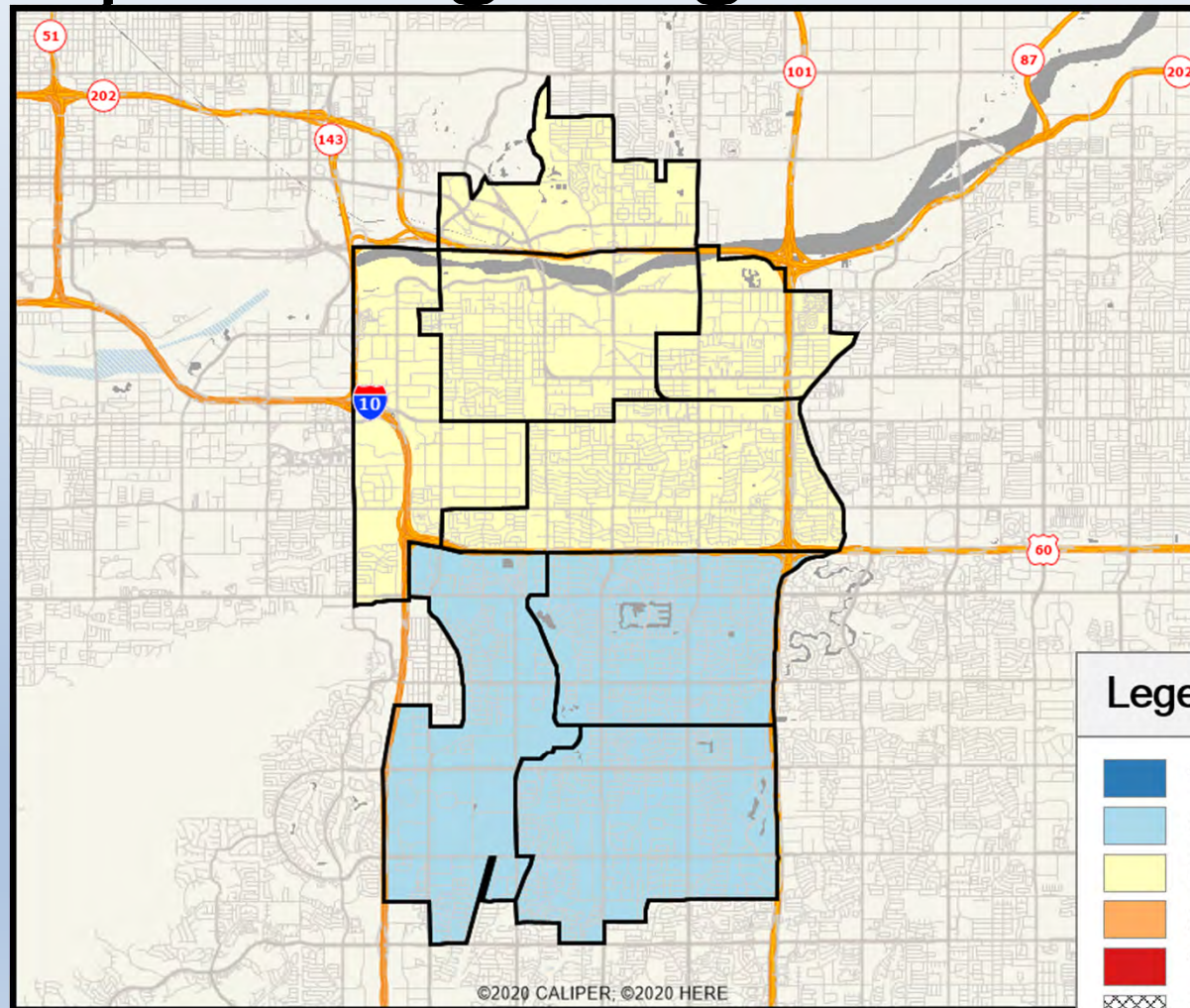
Q16-6. The financial stability of the City



Legend

- Very Satisfied
- Satisfied
- Neutral
- Dissatisfied
- Very Dissatisfied
- No Response

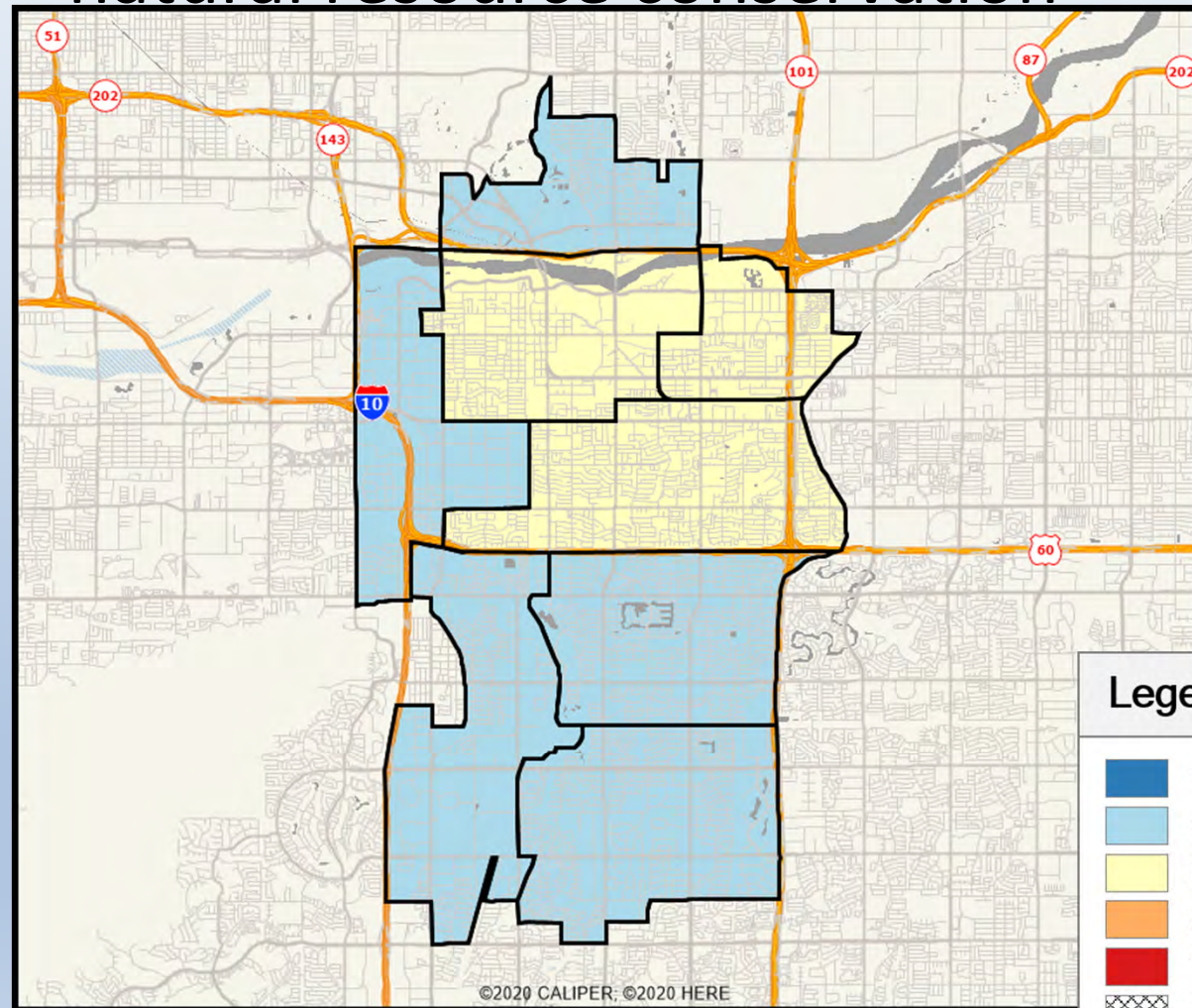
Q17-1. How well the City is planning for growth



Legend

- Very Satisfied
- Satisfied
- Neutral
- Dissatisfied
- Very Dissatisfied
- No Response

Q17-2. The City's sustainability programs, which are designed to promote water, energy, and natural resource conservation

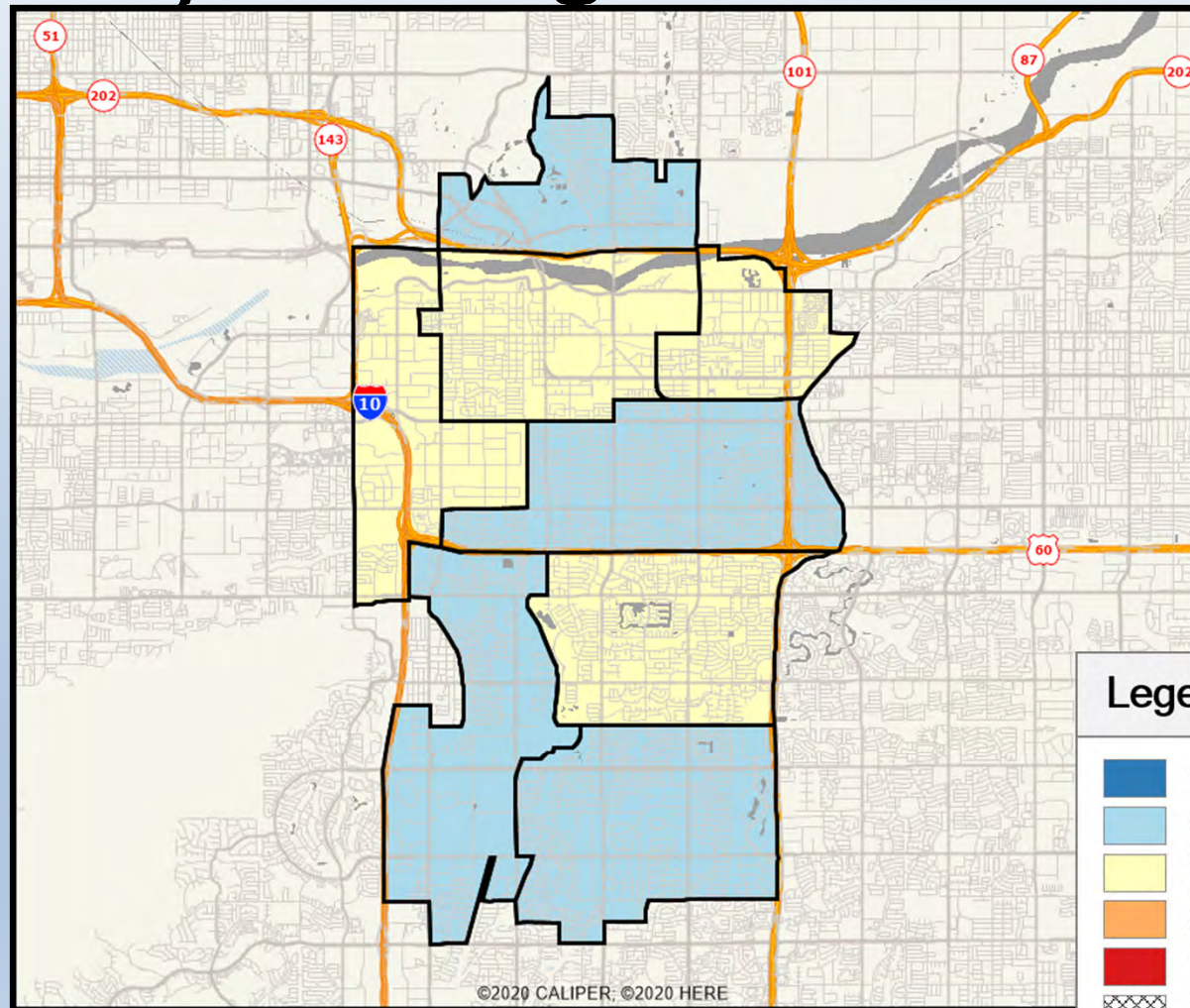


Legend

- Very Satisfied
- Satisfied
- Neutral
- Dissatisfied
- Very Dissatisfied
- No Response

ETC INSTITUTE

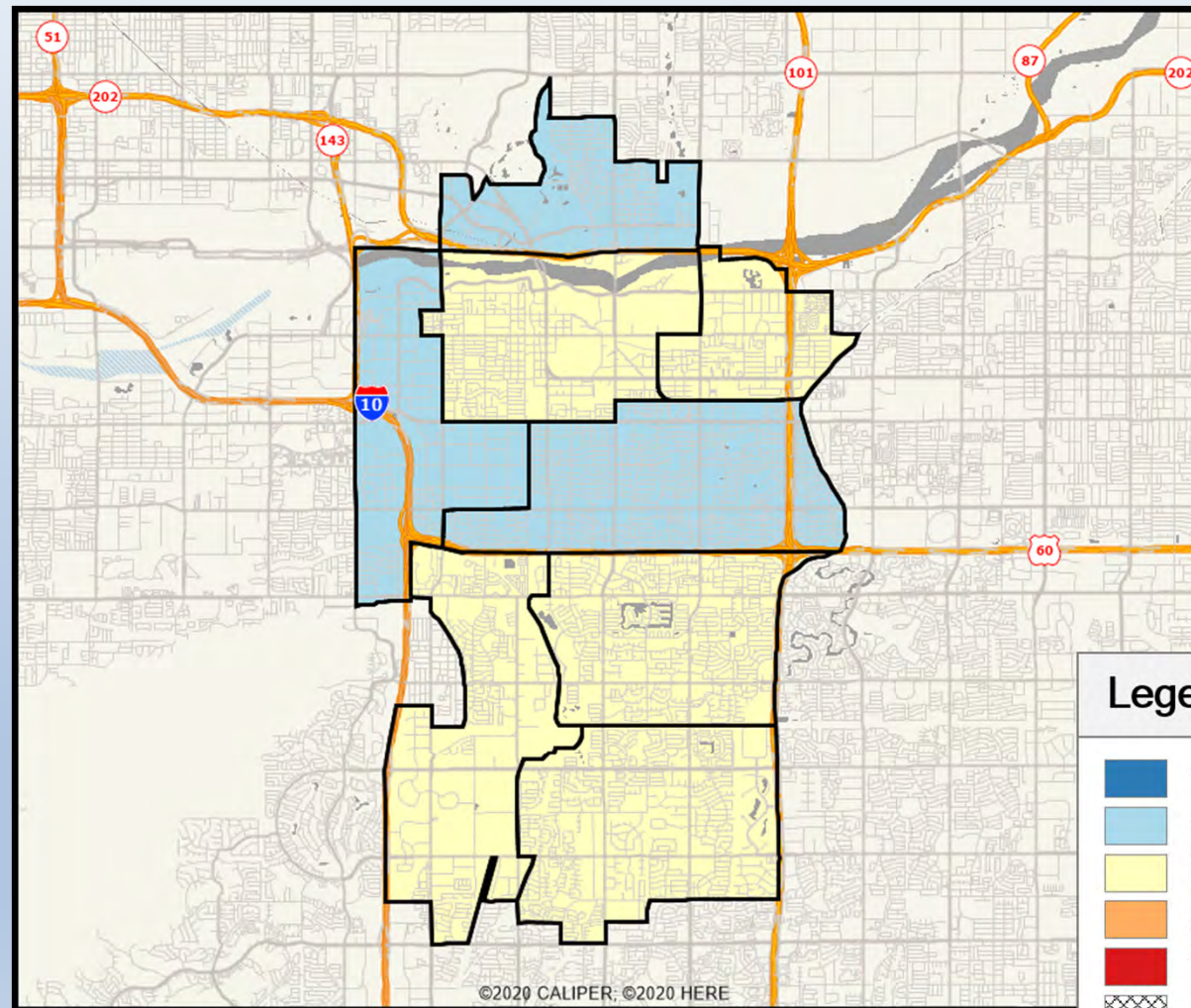
Q17-3. Condition of streets in your neighborhood



Legend

- Very Satisfied
- Satisfied
- Neutral
- Dissatisfied
- Very Dissatisfied
- No Response

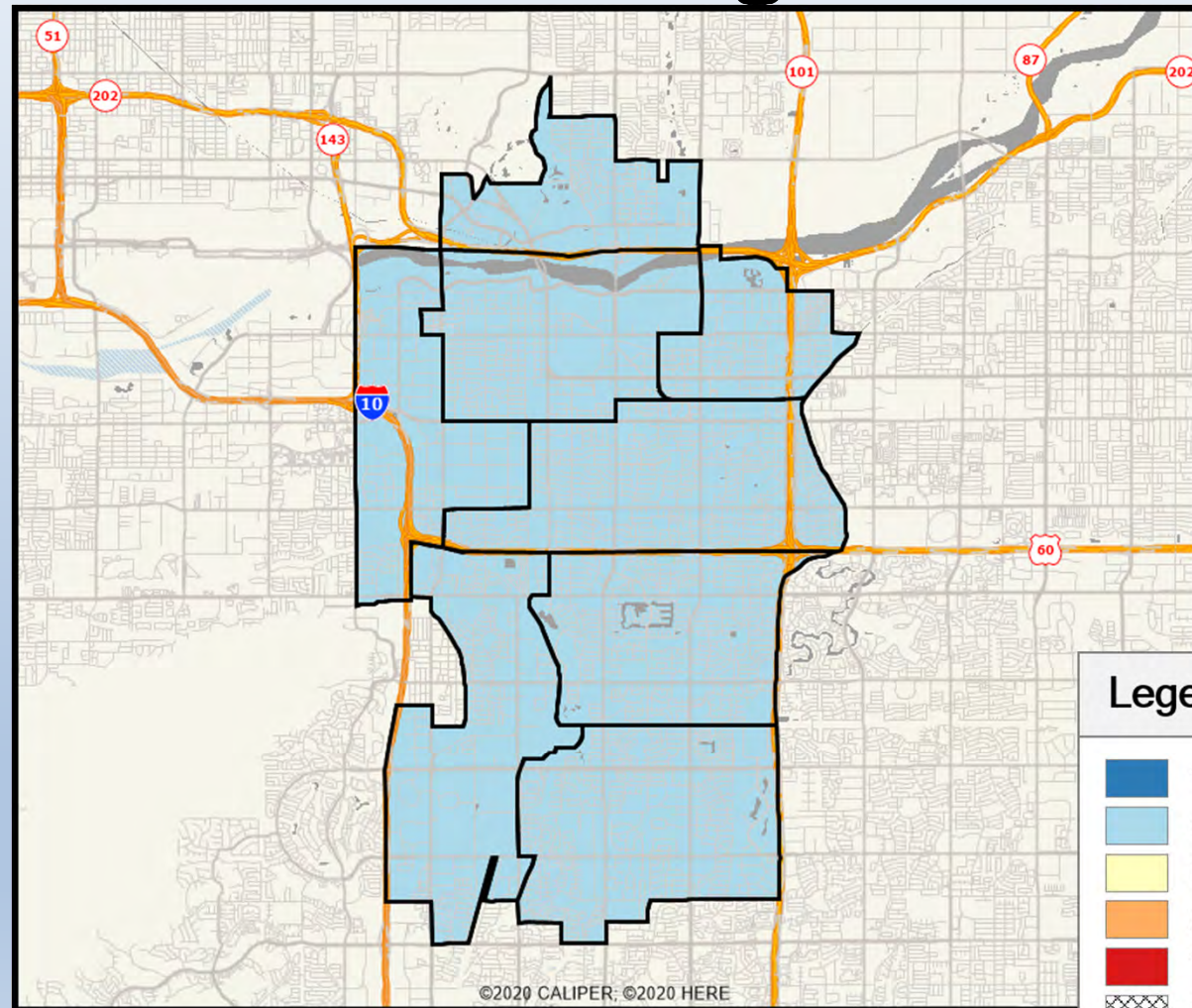
Q17-4. Condition of major City streets and sidewalks



Legend

- Very Satisfied
- Satisfied
- Neutral
- Dissatisfied
- Very Dissatisfied
- No Response

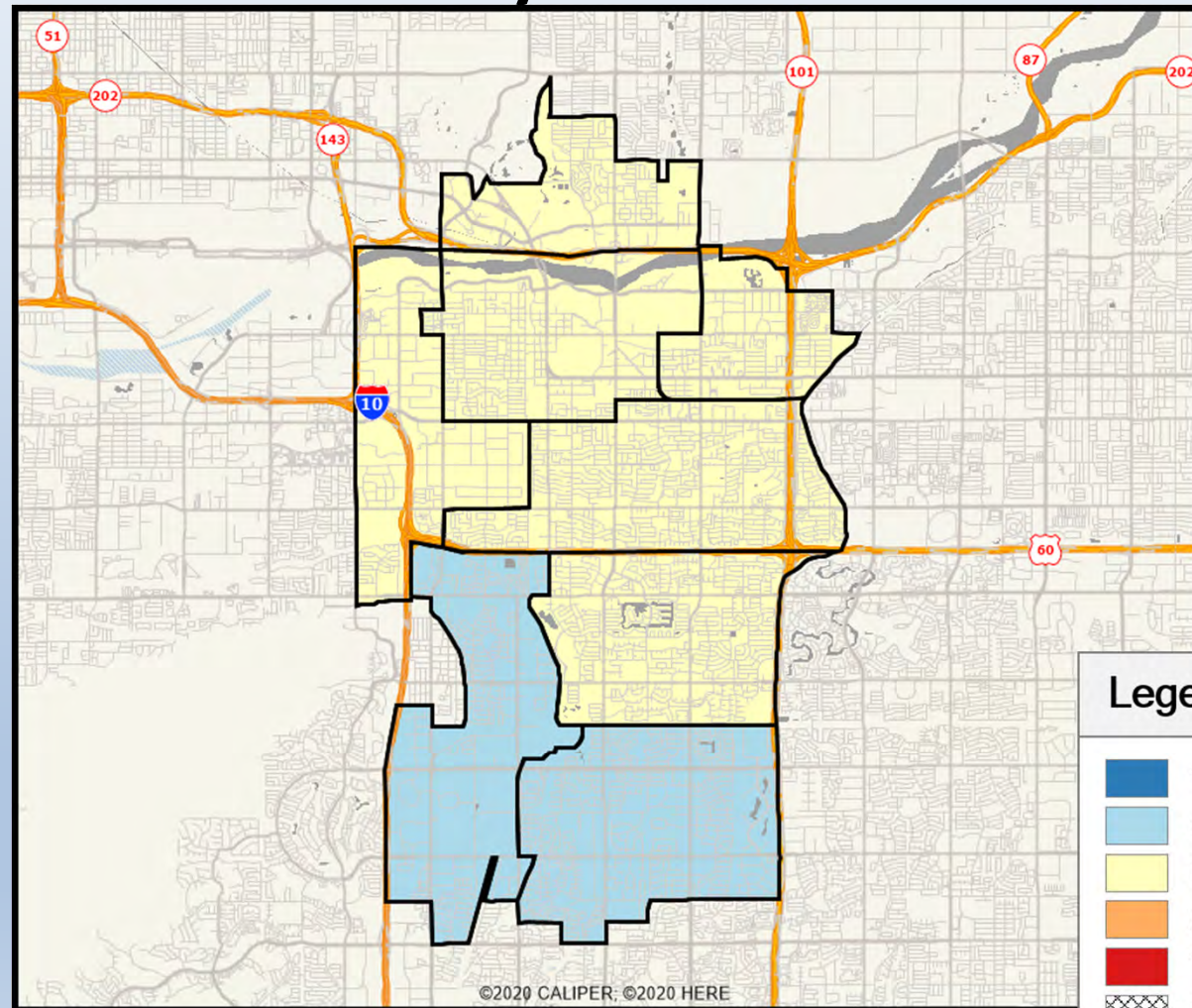
Q17-5. Condition and clarity of street signs



Legend

- Very Satisfied
- Satisfied
- Neutral
- Dissatisfied
- Very Dissatisfied
- No Response

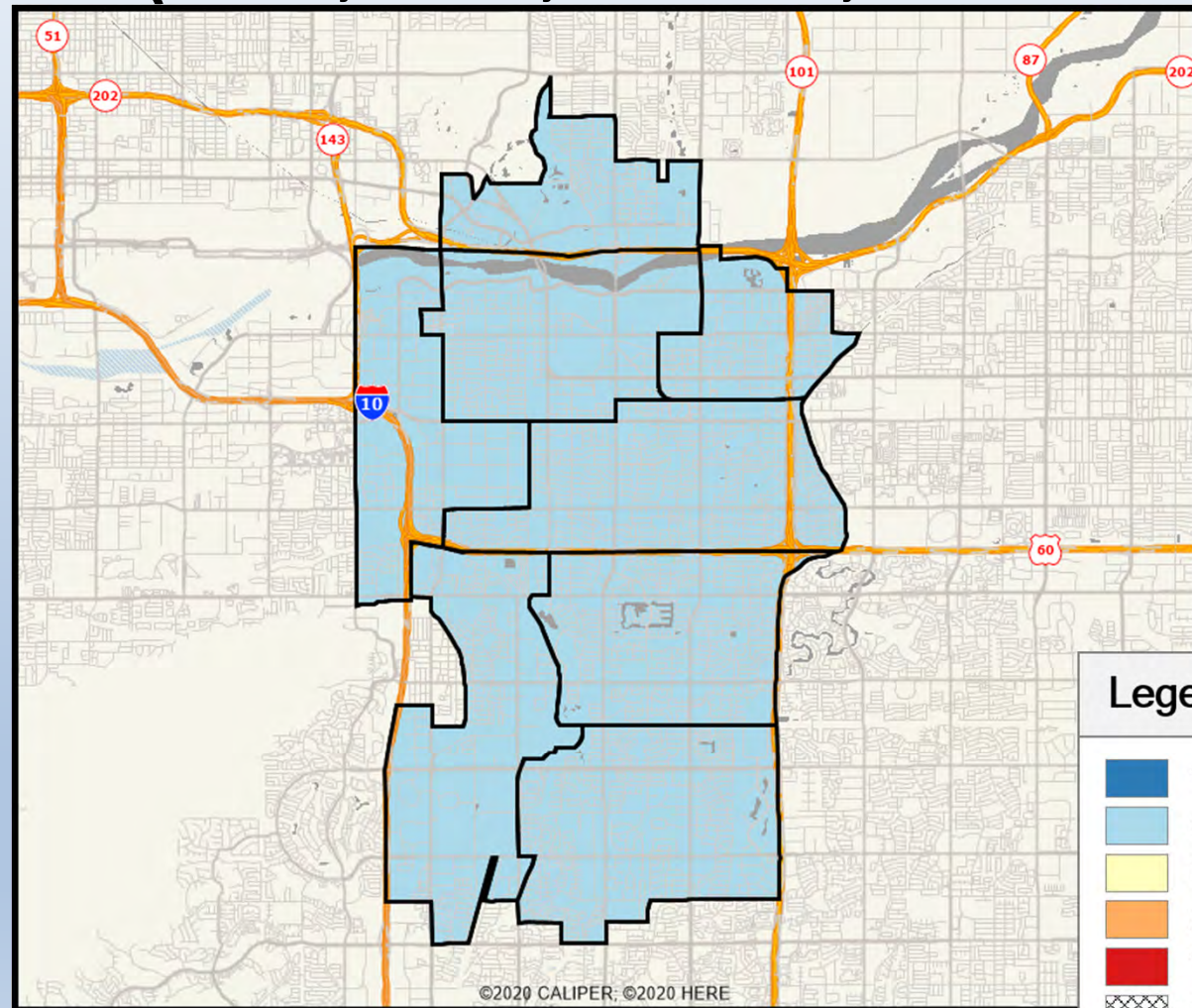
Q17-6. Management of traffic flow on City streets



Legend

- Very Satisfied
- Satisfied
- Neutral
- Dissatisfied
- Very Dissatisfied
- No Response

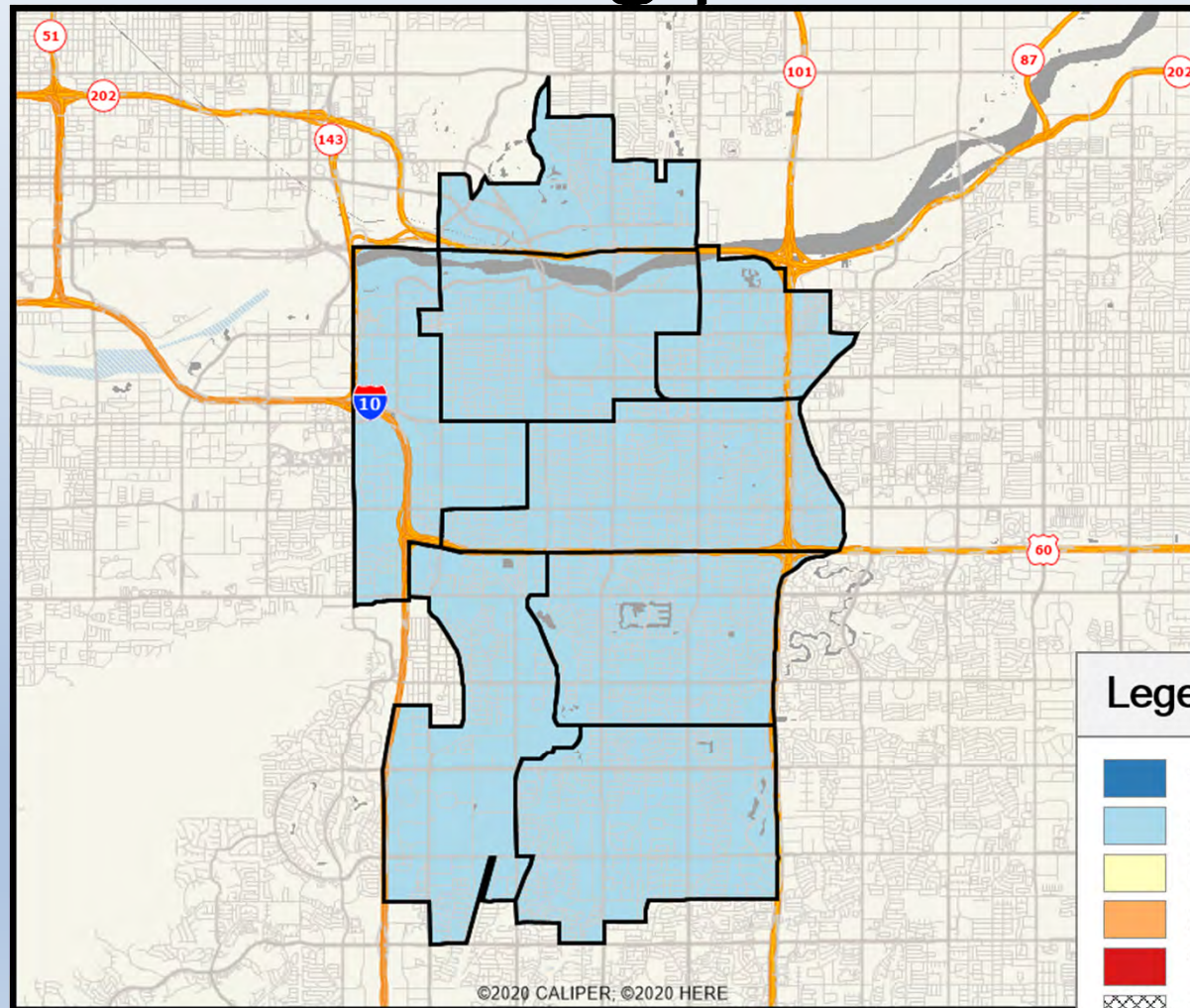
Q17-7. Quality of local transit service (bus, rail, Orbit, streetcar)



Legend



- Very Satisfied
- Satisfied
- Neutral
- Dissatisfied
- Very Dissatisfied
- No Response

Q17-8. Quality of walking and biking paths

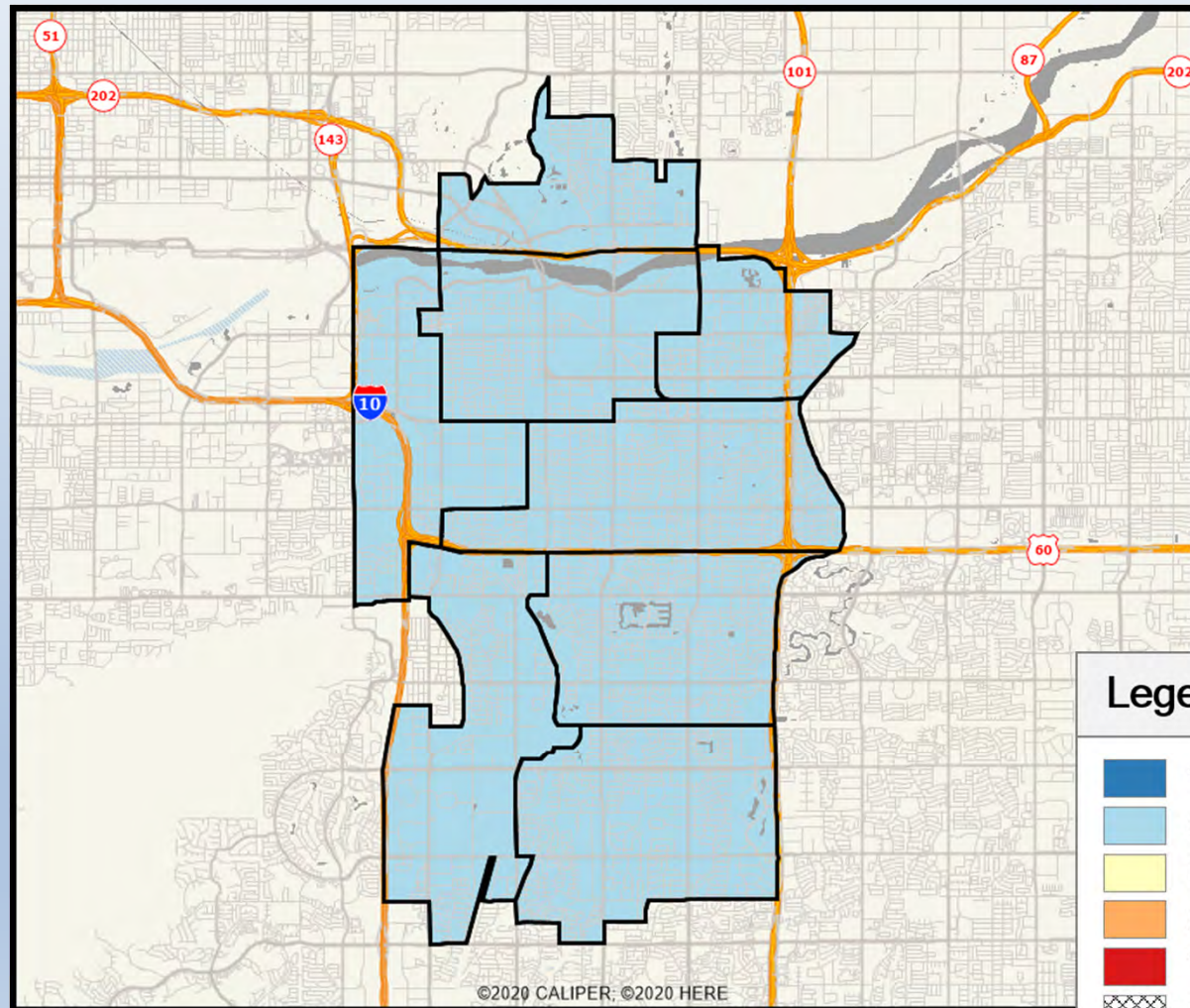


Legend

- Very Satisfied
- Satisfied
- Neutral
- Dissatisfied
- Very Dissatisfied
- No Response

Q17-9. Quality of recycling services

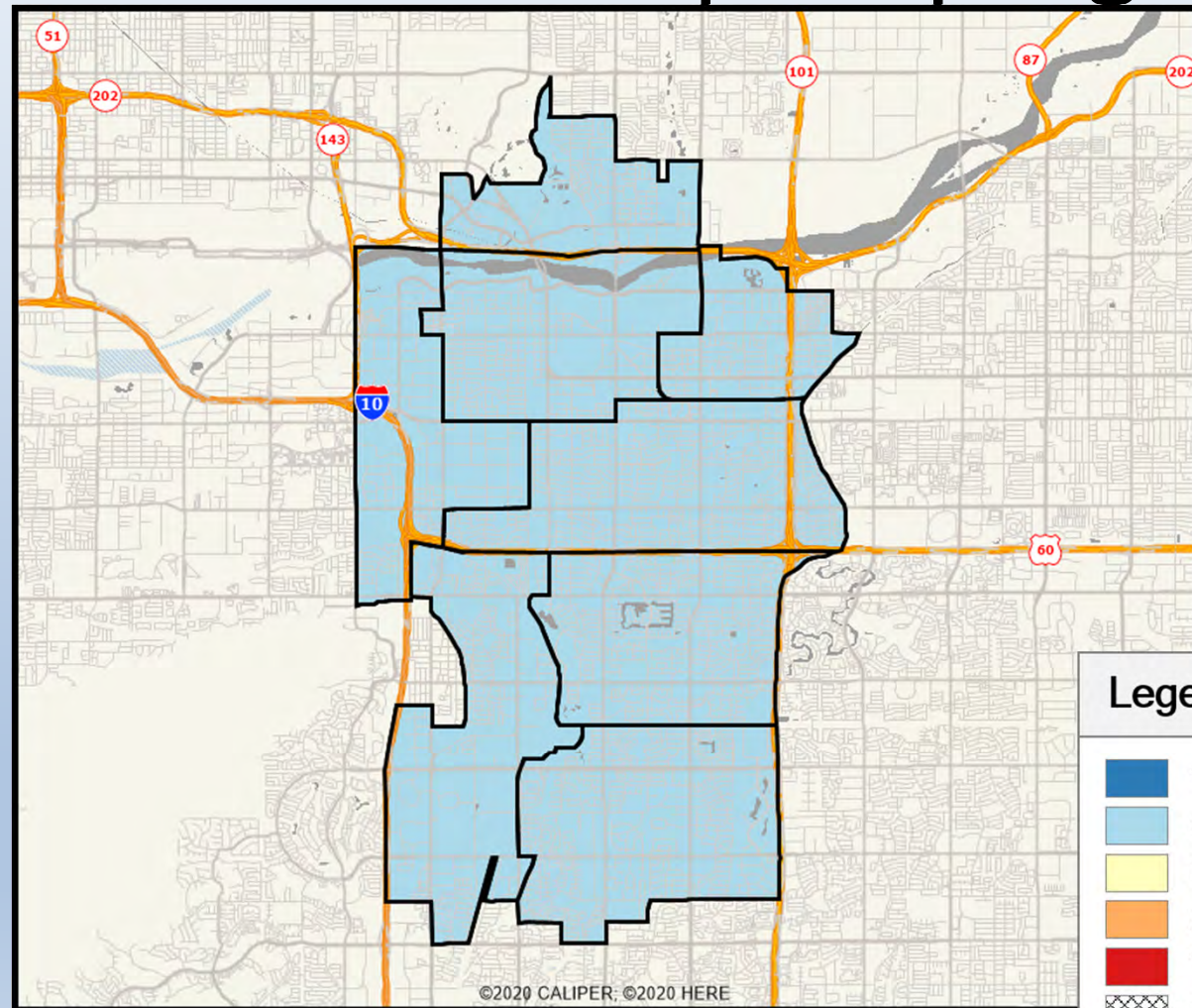


Legend

- Very Satisfied
- Satisfied
- Neutral
- Dissatisfied
- Very Dissatisfied
- No Response

ETC INSTITUTE

Q17-10. Quality of green organics collection and compost program

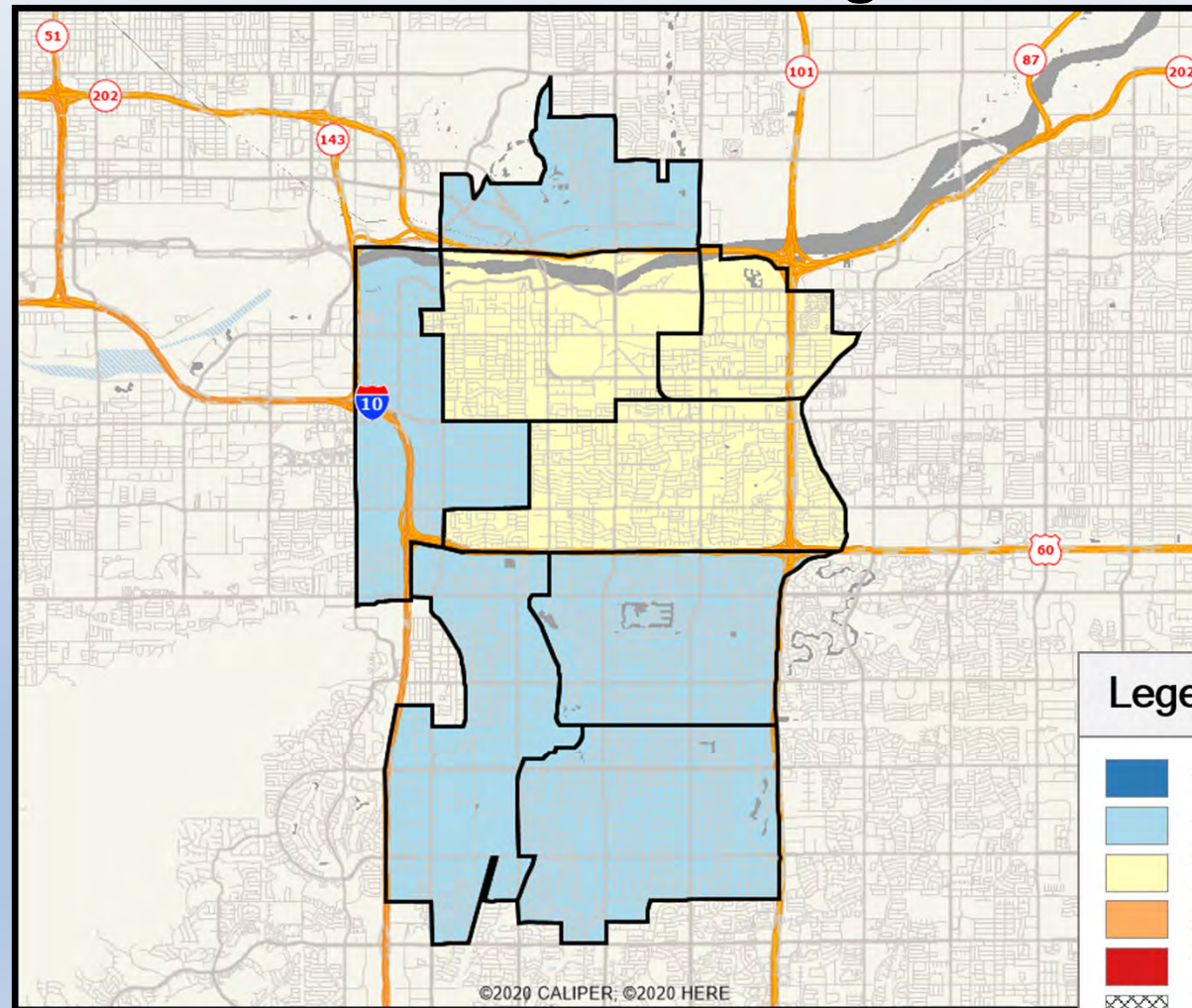


Legend

- Very Satisfied
- Satisfied
- Neutral
- Dissatisfied
- Very Dissatisfied
- No Response

ETC INSTITUTE

Q17-11. Overall quality of new commercial development in the City, including architecture and design

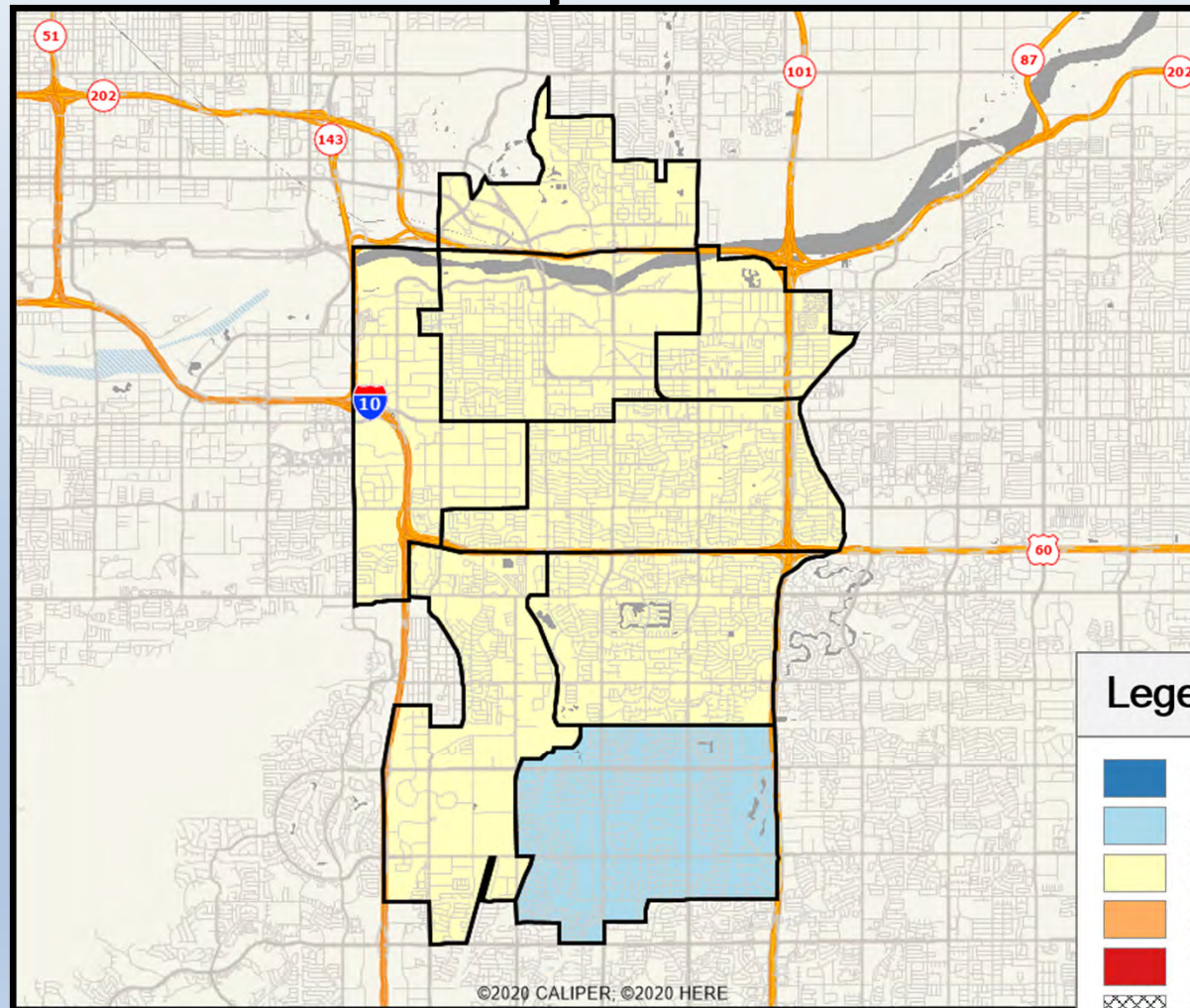


Legend

- Very Satisfied
- Satisfied
- Neutral
- Dissatisfied
- Very Dissatisfied
- No Response

ETC INSTITUTE

Q17-12. Quality of your internet service provider

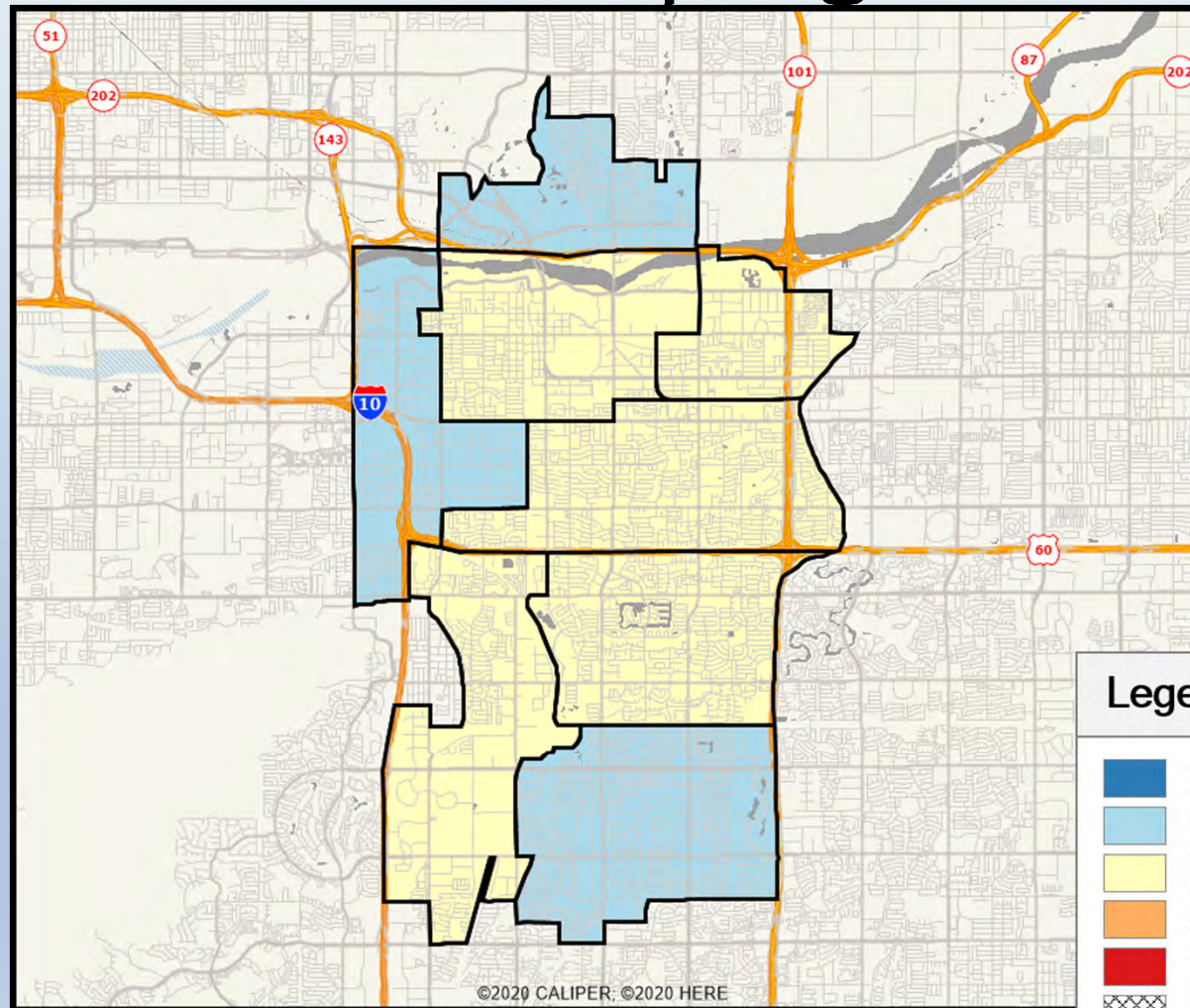


Legend

- Very Satisfied
- Satisfied
- Neutral
- Dissatisfied
- Very Dissatisfied
- No Response

ETC INSTITUTE

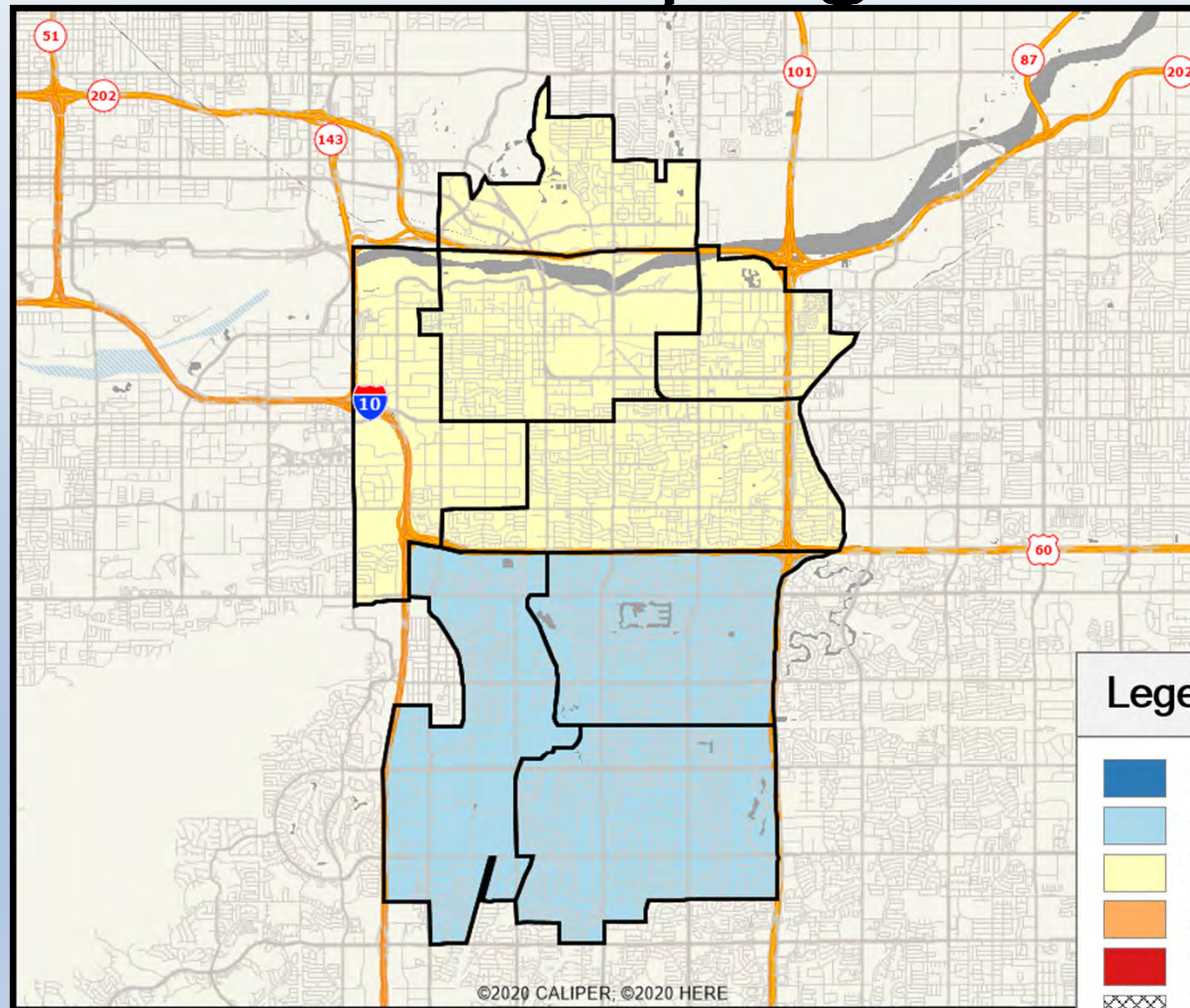
Q17-13. Quality of water conservation programs



Legend

- Very Satisfied
- Satisfied
- Neutral
- Dissatisfied
- Very Dissatisfied
- No Response

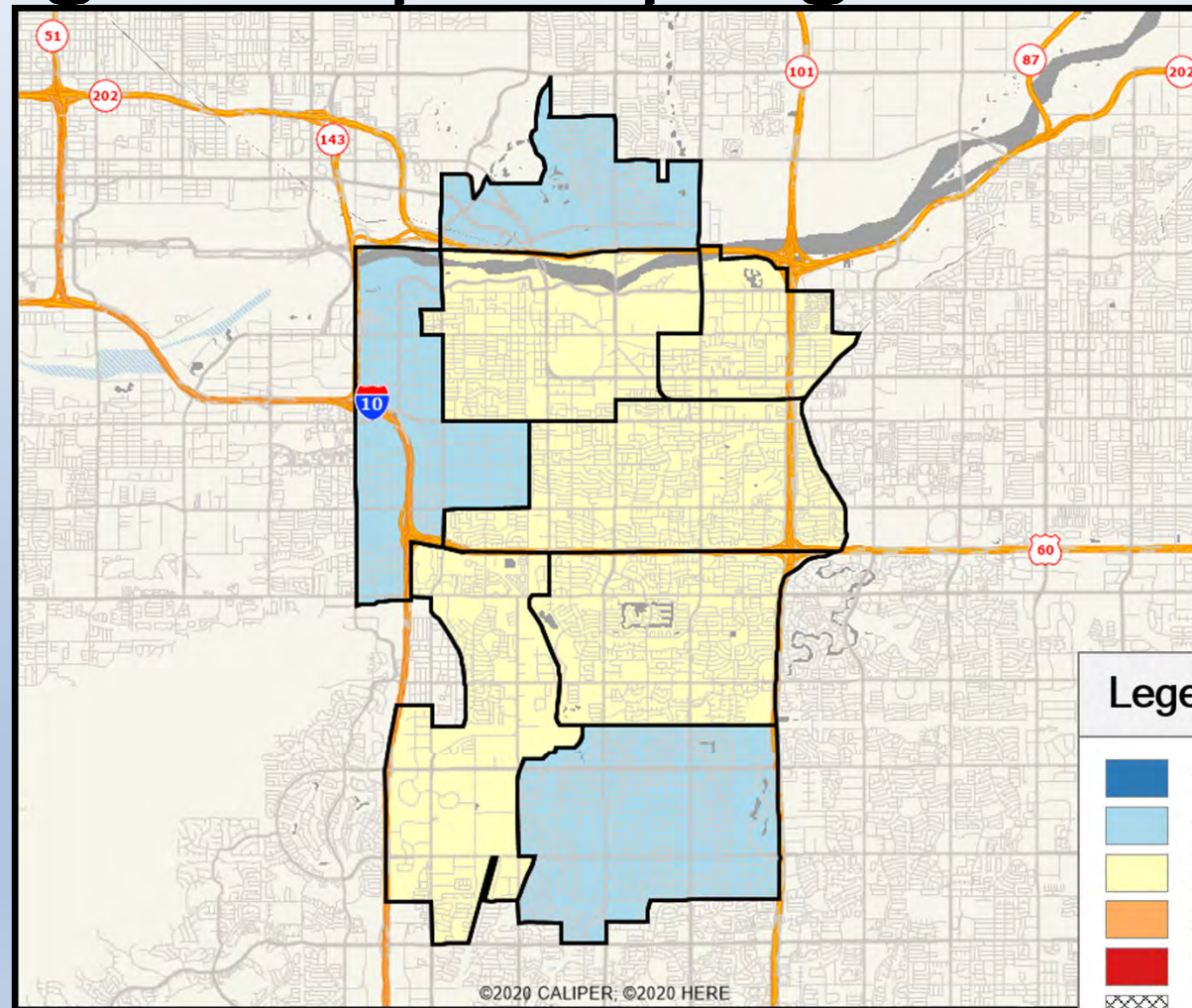
Q17-14. Quality of energy conservation programs



Legend

- Very Satisfied
- Satisfied
- Neutral
- Dissatisfied
- Very Dissatisfied
- No Response

Q17-15. Quality of land use and green space programs

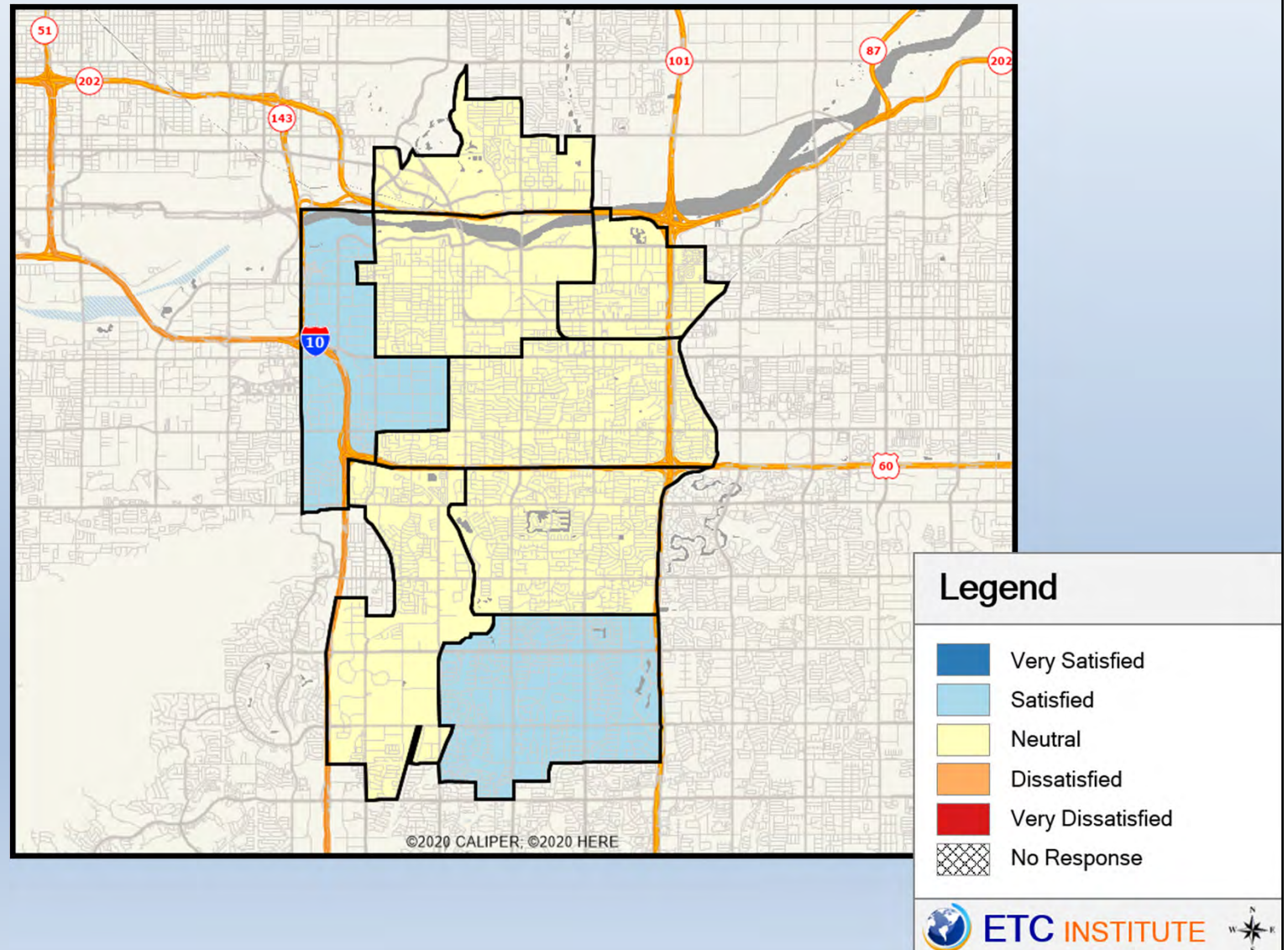


Legend

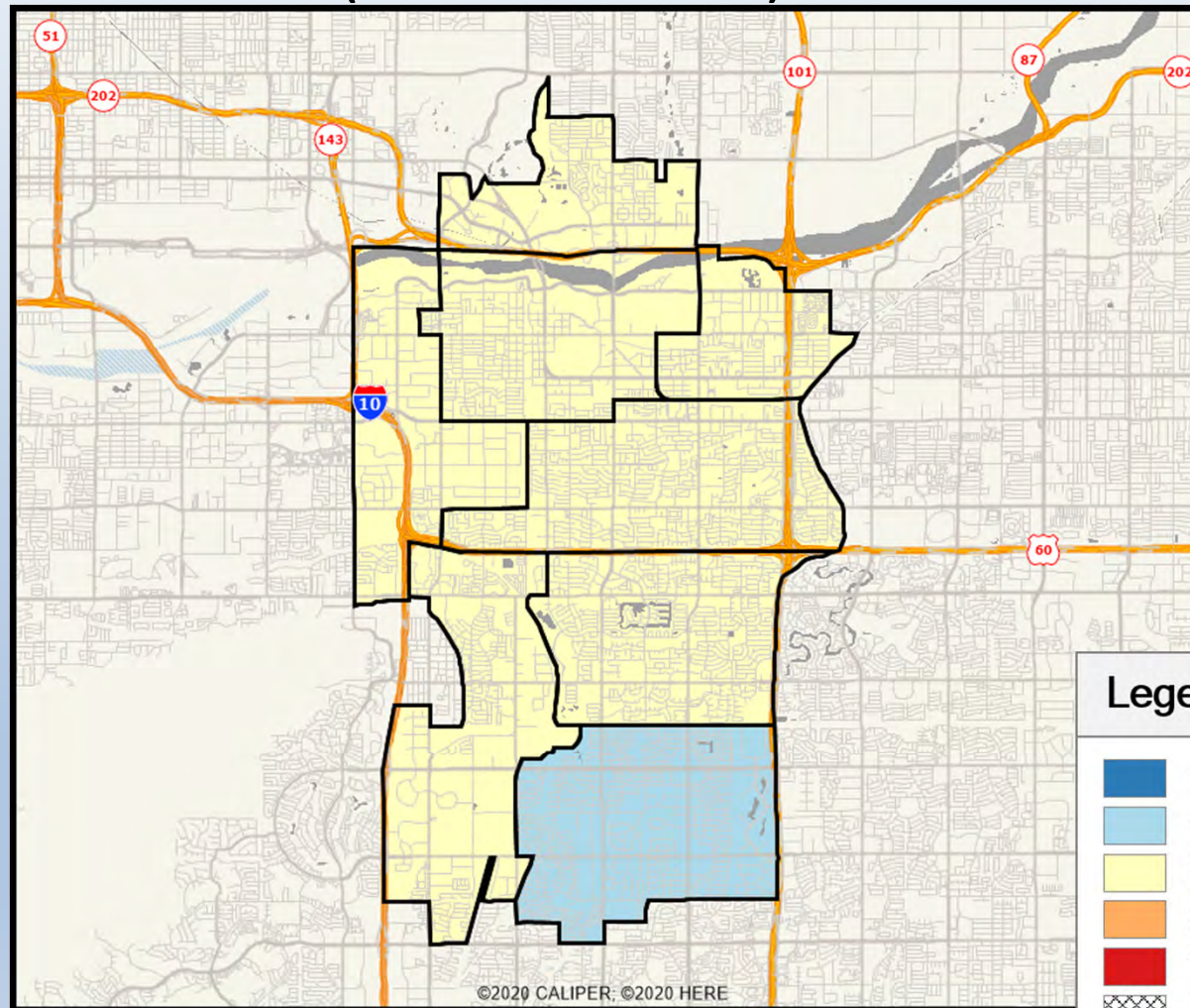
- Very Satisfied
- Satisfied
- Neutral
- Dissatisfied
- Very Dissatisfied
- No Response

ETC INSTITUTE

Q17-16. Quality of climate change initiatives such as shaded bus stops and tree canopies



Q17-17. City efforts to promote redevelopment of distressed commercial centers in my Character Area (the area I live)

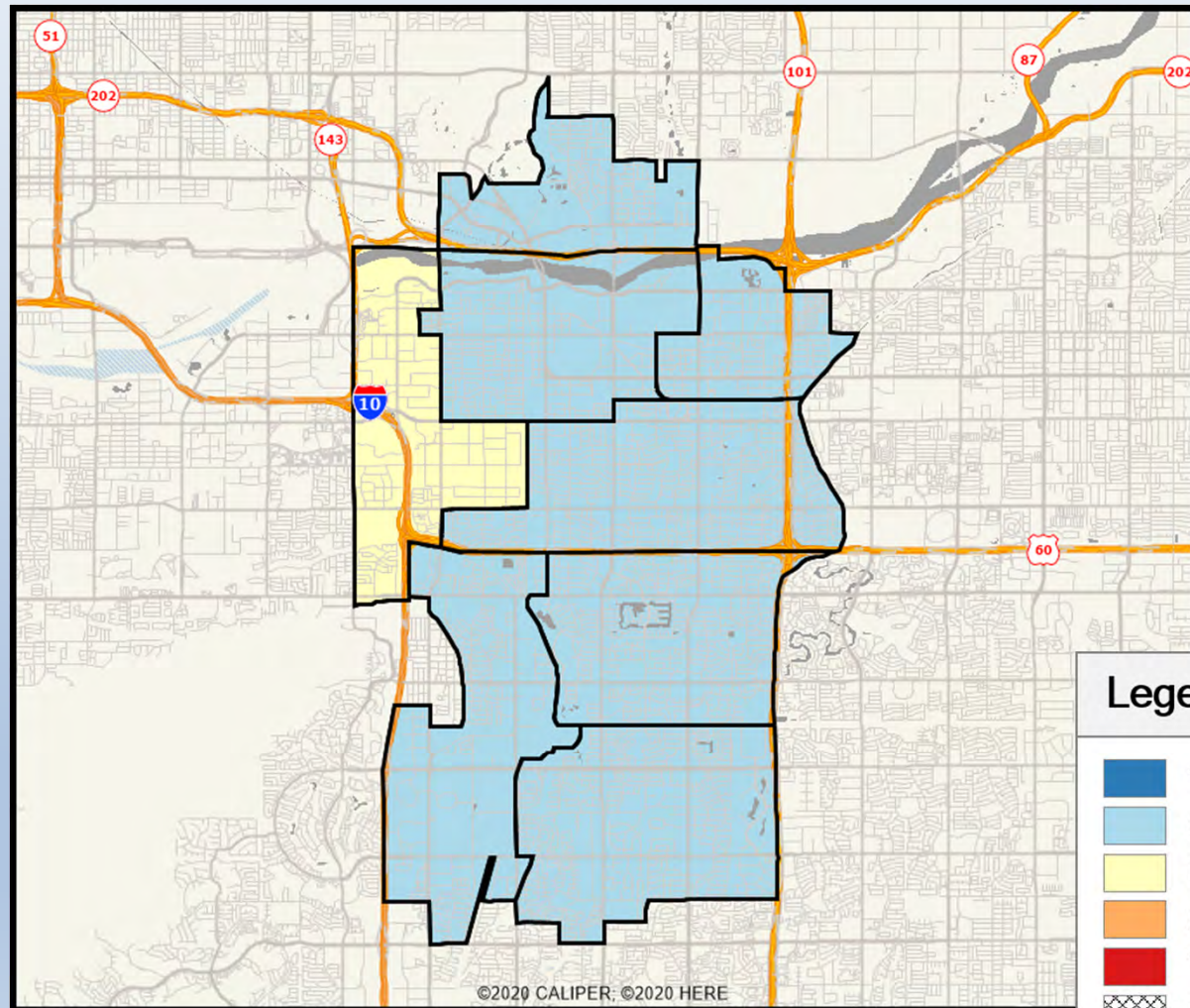


Legend

- Very Satisfied
- Satisfied
- Neutral
- Dissatisfied
- Very Dissatisfied
- No Response

ETC INSTITUTE

Q17-18. City enforcement of construction codes for business properties

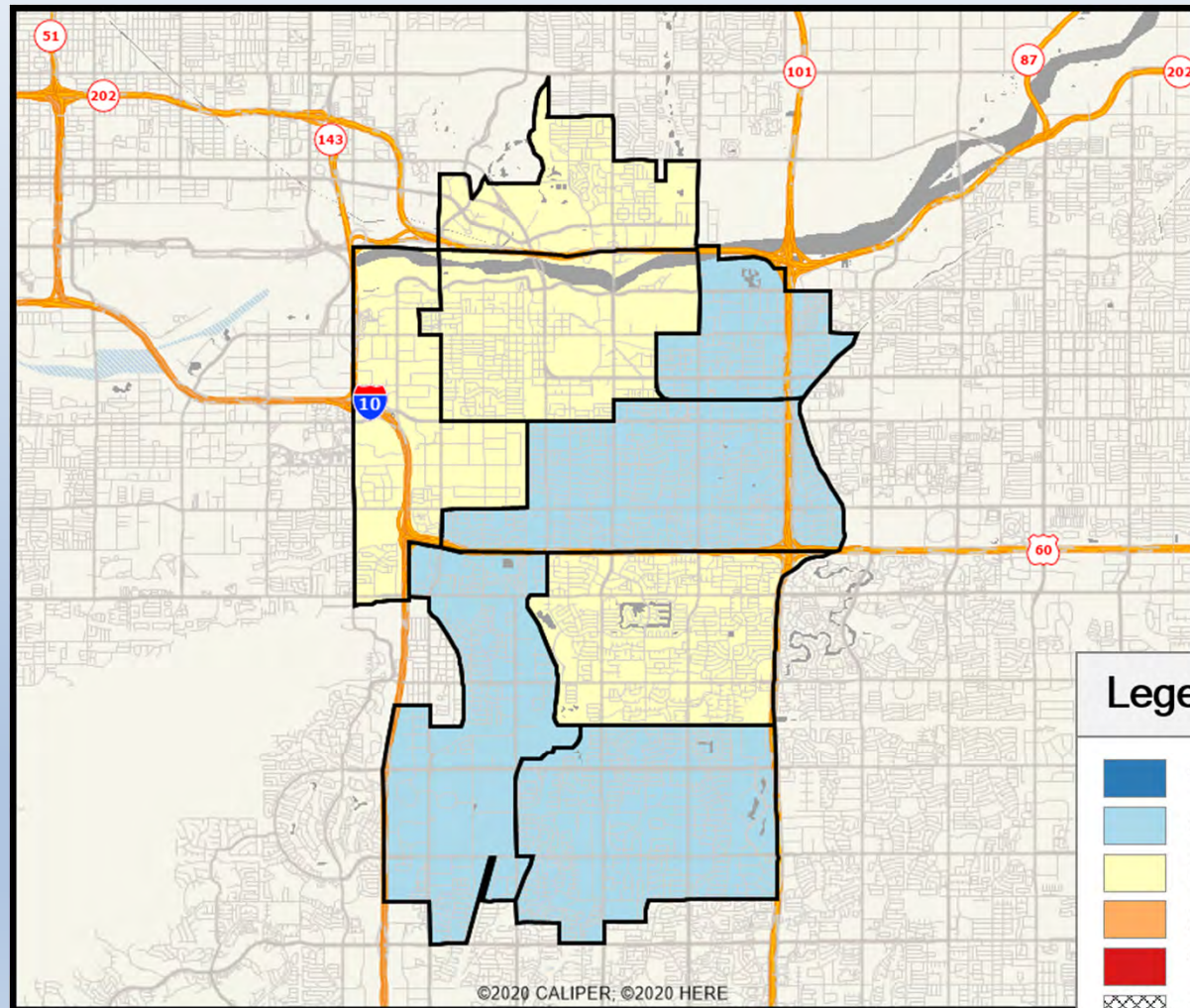


Legend

- Very Satisfied
- Satisfied
- Neutral
- Dissatisfied
- Very Dissatisfied
- No Response

ETC INSTITUTE

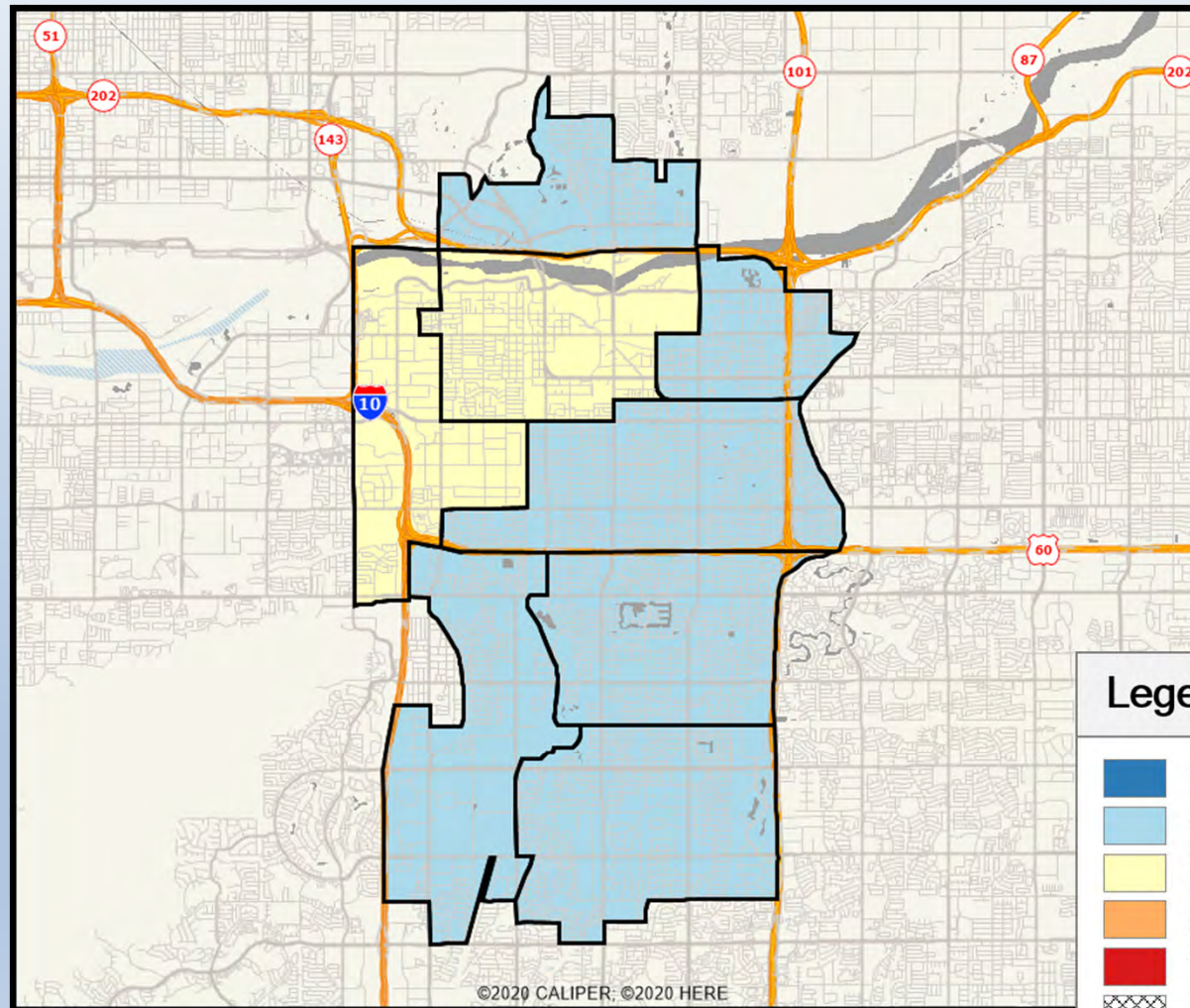
Q17-19. City enforcement of construction codes for residential properties



Legend

- Very Satisfied
- Satisfied
- Neutral
- Dissatisfied
- Very Dissatisfied
- No Response

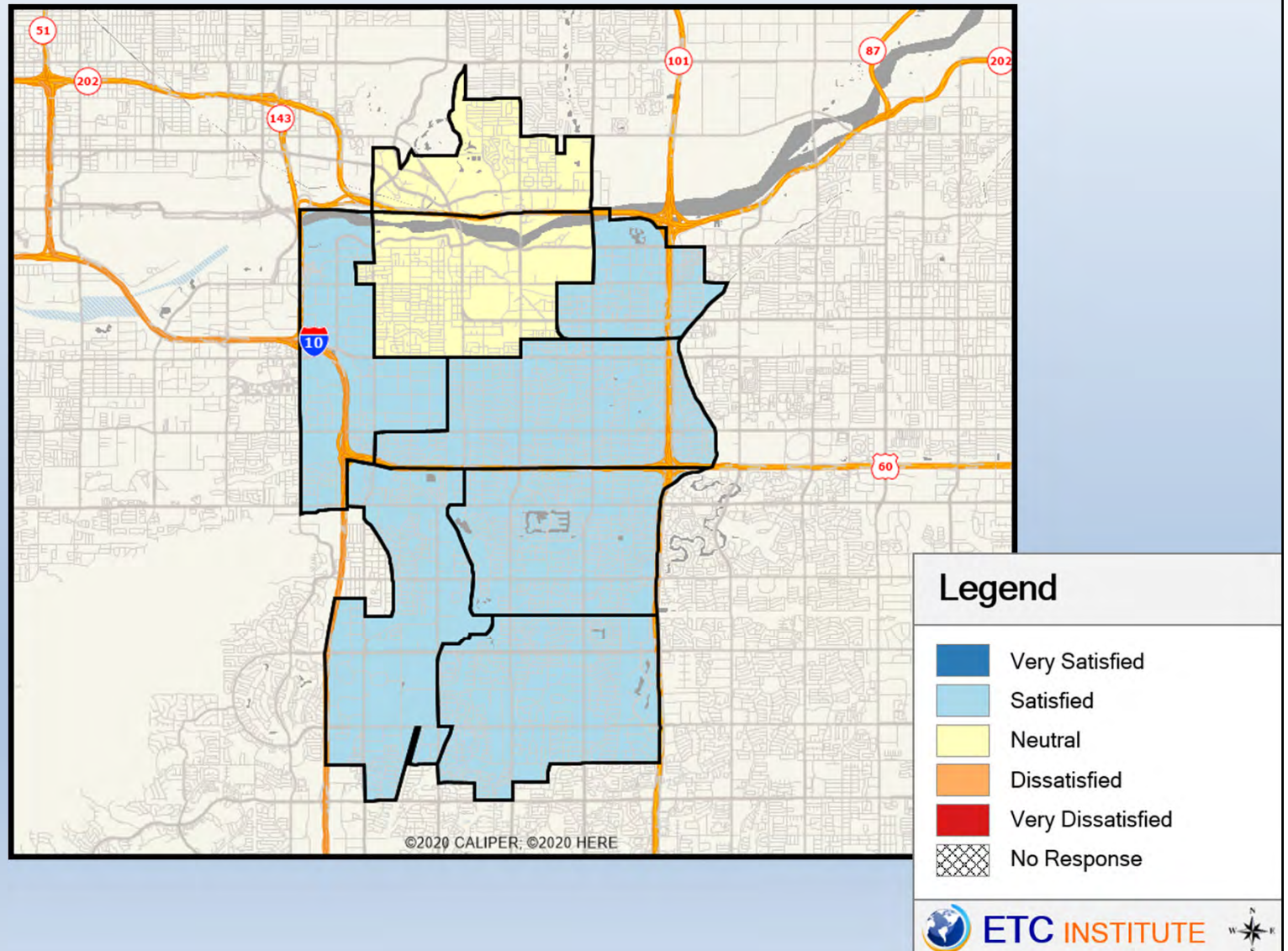
Q17-20. City efforts to enforce the required building permits for business properties



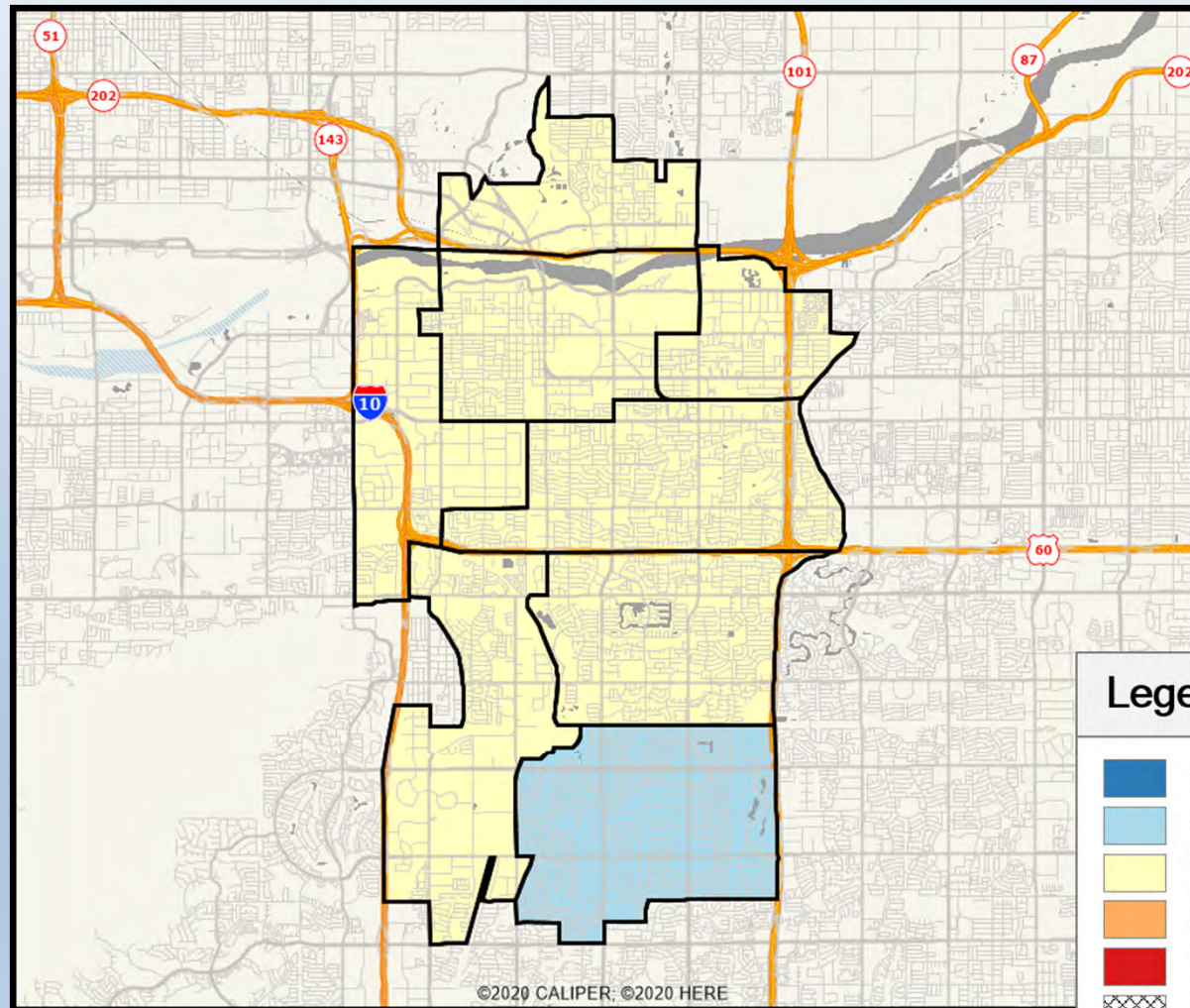
Legend

- Very Satisfied
- Satisfied
- Neutral
- Dissatisfied
- Very Dissatisfied
- No Response

Q17-21. City efforts to enforce the required building permits for residential properties



Q17-22. Management of traffic during construction



Legend

- Very Satisfied
- Satisfied
- Neutral
- Dissatisfied
- Very Dissatisfied
- No Response



2022 City of Tempe Community Survey Open-Ended Comments

Presented to the City of Tempe,
Arizona

September 2022



Contents

Question 5: <i>“What do you feel is the MOST IMPORTANT public safety concern in your neighborhood?”</i>	1
Question 9a: <i>“Which department did you contact MOST RECENTLY?”</i>	25
Question 5: <i>“What do you feel is the MOST IMPORTANT public safety concern in your neighborhood?”</i>	1
Question 12: <i>“If you could ask the Mayor and Council to work on only ONE issue in Tempe during the next year, what would that issue be?”</i>	25
Question 15a: <i>“Which single communication tool do you use most often to get City information?”</i>	42
Question 20: <i>“What THREE things about Tempe are you most proud of?”</i>	55
Question 21: <i>“What else would you like us to know?”</i>	71
Question 30-6 [Other]: <i>“What barriers do you feel are preventing you from using the internet to connect with education, government services, social media, and information?”</i>	82

Q5. What do you feel is the MOST IMPORTANT public safety concern in your neighborhood?

- 1. Burglary. 2. Speeding vehicles. 3. No regard for stop signs. 4. Surface roads
- A few drivers speed through this neighborhood with little regard that others (people or animals) also are sharing these streets
- A few homeless vagrants camping out.
- A hoarder lives 2 houses away. I fear a huge fire at some point. Rest of the neighborhood is great.
- A place for low income individuals to go for entertainment. If people aren't entertained they will create their own entertainment and cause trouble.
- Abandoned or neglected vehicles on the street for long periods of time. Junky houses never cleaned up. Homeless people on street corners.
- ability to walk along in daytime
- Active enforcement of traffic would be great. I'm a 55 year Tempe resident. It has been several years since I've seen an officer ticketing anyone for a moving violation. They only see to happen with accidents to appease the insurance companies. Do the job. I see flagrant traffic violations right in front of officers, and they do nothing.
- Address homelessness issues by providing housing or some sort of solution instead of addressing traffic problems that we are scapegoating instead of attacking the issues at hand.
- Addressing homelessness
- Addressing the homeless population. Homeless people are valuable and need support services but it is not normal or okay for them to be camping out or loitering. Since many homeless people are on drugs or have severe mental health issues, their place on the streets and parks increases the risk to the community. They should be getting help, shelter, and working towards a better life, not bothering families out for a walk or playing at the park.
- affordable housing
- AIR BNBS, NOT KNOWING WHO IS COMING IN OR OUT
- all good
- All the shootings and violence stuff that happens on mill Ave by the campus.
- Alleys in the some of the older neighborhoods are a nuisance. Residents are constantly picking up after some of the more careless dumpster divers right before collection day.
- Any forms of crime that's allowed to happen without law officers being able to stop or prevent it. Don't want to digress to San Francisco or Seattle cities.
- As I see the neighborhood around me change, I notice that at night no ordinance is enforced regarding noise or fighting or cars and motorcycles racing through the complex we live in front of. There is a fence between our back yard and the complex, but we do not feel it helps with safety at all. I feel if our home is broken into, it will come from that complex. There seem to be a lot of loud confrontations there that are either not called in or quieted down before police are able to arrive. And it is a gated community, but with very low standards apparently. Oh and roof rats have become an issue in the last few months. It seems to have coincided with higher rates of garbage next door and people not picking up after their pets.
- at night as I live close to Rural. Years ago I left the garage open and someone was observed going thru my car
- AVAILABILITY OF POLICE SERVICES
- Awful drivers, people texting while driving, no enforcement of penalties.
- back alleys

- Being close to the 101 & Price frontage road brings vehicles into the neighborhood & sometimes we have people walking who pretty obviously don't live in the area. We have had some mailboxes messed with in the past -- but not recently that I'm aware of. Most of us are concerned more about traffic with the 101 having such issues between the 202 & the 60 that traffic has increased a lot on the Price Road frontage.
- Being homeless is not a crime but its level in the neighborhood sure doesn't make it feel crime free. Entitled and belligerent homeless people have increased significantly in my 12 years here and there is a drop in feeling secure with every interaction with one of them.
- better police car patrolling
- Bicycle theft and alley used as walkways
- break in
- Breaking into vehicles and porch pirates
- break-ins and porch pirates
- break-ins, petty thefts (car break-ins)
- BRUGLARY
- Build homeless shelter for homeless to go for meals / beds and training for jobs and therapy mental help. Keep them out of parks/ neighborhood s , sleeping in alleys/ parks etc. increases theft & people feeling threatened . Many homeless are having mental issues or drug & alcohol addictions
- Burglaries, (catalytic converter thefts, home break ins) too many vagrants on corners asking for money, homeless in parks and other areas.
- BURGLARIZED HOMES
- burglars, theft
- burglary
- burglary
- burglary
- burglary
- burglary
- burglary
- burglary
- burglary
- burglary
- burglary
- burglary
- burglary
- burglary
- burglary
- burglary
- burglary
- burglary
- burglary and petty theft as the economy worsens. My commercial property a 913 S Hohokam Dr was burglarized and despite finding evidence such as the perpetrator's cell phone left behind my impression from the police that responded is that solving burglaries is not a very high priority. Sad....
- Burglary and transient control.
- Burglary and vehicles broken into
- burglary, gang vandalism, homeless to include illegal persons
- Camping at the end of the block at Mitchell Park being there at like walking around in large groups going up and down the alleys going through garbage using it as a toilet just don't feel safe walking around the park at all or even the streets or taking the garbage out the neighborhood

- Car being stolen at night
- CAR BREAK INS AND CAR CONV THEFT
- Car break-ins
- Car break-ins
- Car break-ins
- Car break-ins
- Car break-ins
- Car break-ins for those who don't park in garage
- CAR BROKEN INTO SEVERAL TIMES-SEVERAL CARS HAVE BEEN; ALSO, FIRES IN HOMES
- CAR BURGLARY
- Car drivers driving recklessly, too fast, parking in bike lanes, without any respect to other, more vulnerable road users, like cyclists or pedestrians
- car speed
- Car stolen or broken into.
- CAR STOLEN OR BROKEN INTO-VANDALISM
- Car theft and burglaries
- Car thieves stealing parts or rummage through our vehicles and stealing something. With that said, fortunately to the best of my knowledge no one north of the 60 or East of Rual has had this issue thank god!
- car vandalism, catalytic conv. theft
- cars are broken into a lot in my neighborhood
- Cars being broken into or vandalized. Litter.
- Cars being broken into. Catalytic converters getting stolen.
- Cars speeding in the neighborhood.
- CARS SPEEDING THROUGH THE NEIGHBORHOOD
- Cars speeding through the neighborhood
- CATALYTIC CONVERTER THEFT
- Catalytic converter theft
- Catalytic converter thefts
- Children playing in Corbell Park unsupervised
- Criminals seem to randomly roam areas closer to condo or apartment complexes, deeper into neighborhoods avoiding houses closer to major streets. car break ins drinking alcohol in alleys, scoping private property
- Civil liberties
- Cole Park has become such a hazard at night that we avoid taking our children there. Homeless people in the bushes on the west side of the park making noises at us or laying in the middle of the park passed out and/or rolling around obvious signs of mental instability.
- College parties at certain houses where there is excessive noise and people coming and going constantly. Driving fast in a neighborhood with children and/or Ubers dropping off and picking up people constantly. A family neighborhood where you see college age girls are walking around drunk and wearing thong swimsuits as they walk down the sidewalk. People in our yards or sitting and leaning on our cars. This has been an on going occurrence during the school year for many years now. Not sure why it is not possible to stop this from occurring. There has to be underage drinking going on and I can't believe the noise level is acceptable in a family neighborhood. Are tickets being issued? Are the landlords being notified or fined? Those of us that own our homes just want our peaceful neighborhood back.

- College parties. Speeding by people cutting through the neighborhood to avoid traffic. Vehicle break-ins.
- Concern over vacation rental customers not adhering to trash/parking regulations. And term rental property customers not treating the property like their own home-feelings of disrespect for the neighborhood.
- Continued coverage of police and other services to maintain safety and order, currently lucky enough to live in a lower crime area.
- Crime rates in our neighborhood have increased significantly due to the increase in homeless population and the Cities inability to adequately resolve the problems. Although it is improving I feel strongly that more resources need to be set aside to improve.
- crimes of opportunity (stealing from locked/unlocked vehicles, home burglaries, jumping walls) and presence of homeless in Meyer Park overnight and early morning
- Crimes of opportunity. Guys checking car doors at night. Guys looking in open garages - slow drive by. Door to door sales/scammers. There is a neighbor with a sand rail - used to drive around day and night with political flags - disturbing the peace.
- Crimes of opportunity. My townhouse complex has had theft from cars that are left open. People walk through our complex looking shady on occasion. Not a huge or dangerous issue, but it is a safety concern in my neighborhood. I'm glad I don't have something worse to report.
- Cutting down on red light running, speeding and homelessness
- DAMAGE OR THEFT TO HOME PROPERTY
- Dealing with homeless and drug problems!
- Defund the police and fund mental health and jobs/housing access for those without
- Distracted drivers.
- Drivers
- Drivers speeding.
- Drug addicts walking on the indiquant bend pathway right behind my house looking for things to steal from people's patios. Motorcycles driving on that same path even after reporting it to Tempe PD multiple times. Lights being stripped, leaving that same area without lights and prone to crime.
- Drug addiction, sales and usage.
- Drug addicts including some homeless that steal from yards and attempt copper theft. I've had items stolen from my property and someone enter my back yard and turn off my main breaker twice while I was home this year. I have low vision and cannot give a description. While the house next door was being remodeled the copper was cut and stolen.
- Drug dealing
- Drug use. Fentanyl use. People trespassing sleeping on my property and in a parked car.
- Drugged people in the streets and college drinking parties in homes being rented out to college kids in our neighborhood.
- Drugs
- Drugs
- Drugs and homelessness.
- Drugs and the stealing, etc. that comes with it. Homelessness. I don't go out often at night.
- Drugs exchanged at Dwight Park.
- Drugs. Several known drug houses. Have been reported but nothing happened
- Drunk drivers.
- Enforcement of traffic laws

- Enforcing traffic laws speaks volumes about police awareness and presence.
- Environmental risk to the homeless.
- Everyone's safety, being able to walk out and not worry. We need patrolling in the neighborhood.
- Excessive speeding and car thefts/burglaries.
- Excessive speeding.
- fast drivers
- fast drivers
- Fast fire service
- FEEL SAFE-JUST BE AWARE OF SURROUNDINGS
- Feeling it is safe to be out walking in the evening
- FEELING OF SAFETY
- FERAL CATS
- Finding shelter for the homeless. Build homeless shelter like Phoenix did in the 80s . On land near Tempe/ Scottsdale border on unincorporated land. Or near town lake
- For me, I am uncomfortable.by people approaching me at gas stations or grocery store parking lots asking for money. As a single woman I feel vulnerable to be approached and saying no (which I do do)
- Frequency of packages being stolen and strangers attempting to steal items from cars and backyards.
- Funding the police department. Hiring new officers and providing them with ongoing training.
- Gangs and theft.
- Getting g the homeless off our street and more focus on crime! Keep our police appreciated and back them up when it comes to arrests! They can't do their jobs well if they know they may be fired after they make an arrest. This has got completely out of control and our Tempe government needs to take charge and clean up our city.
- Getting more police officers in our neighborhood. The druggies are all over running the streets stealing stuff from cars and houses around us. I feel the last few years the police force has gone down hill. I support our police and fire but it's gotten very bad with the way they are treated in Tempe.
- Getting the homeless out of our neighborhoods.
- Getting the homeless out of the parks. I don't use them as often as I like because it looks like a shanty town. I have seen them urinate in public while my kids are on the playground.
- Good lighting, frequent upkeep of the shared spaces and community engagement.
- GUN CONTROL/PROPER LICENSING OF FIREARMS
- gun violence
- Guns
- Guns
- Halloween decorations stolen problem
- Have someone other than the cops handle theft from homes and vehicles because they aren't going to find out who did it. And frankly, that shouldn't be their jobs. There has been an extremely high rate of theft in my area of South Tempe and I'm sure north Tempe is even worse. I have been lucky not to have been a victim in the new house (2+years), but many of my neighbors have.
- Having items stolen off property such as lawn or Christmas decorations; damage to cars parked in driveway or on the street.

- Hearing gun shots at night
- Helping our house less population get support for housing, work, medical treatment, or mental health support. Seeing more and more folks sleeping on sidewalks and parks. Also, starting to see a rise in more aggressive behavior around businesses and parks.
- Helplessness
- High rise buildings coming in. People on top of people raise crime rate. We see that in Tempe more and more as high rises go up. Need more single family homes, not stacked people.
- Home break-ins, vandalism. Racing cars on Rural late at night. I've already had a car at high speed crash into my yard and into my back bedroom while I was sleeping. Individual fled the scene, later caught. My contact information on the report was incomplete. Individual was released, no further prosecution. Took me months to get the repairs done.
- Home burglaries
- Home burglary and auto theft
- home intruders or mass shooting
- home invasion, assault with deadly weapon
- Homeless
- Homeless
- Homeless
- Homeless
- Homeless
- Homeless
- Homeless
- Homeless
- Homeless
- Homeless
- Homeless
- Homeless African American drug addicts robbing people and businesses around Tempe.
- homeless and beggars on street corners
- Homeless and not enforcing curfew. Dislike solar sales reps coming to the house and pressuring to sign up.
- Homeless and possible attacks on public roads.
- Homeless and there possible use of drugs
- homeless and transients wandering through the neighborhoods, too many scappers driving through alleys and way too many rentals.
- HOMELESS AND WEAPONS
- Homeless and/or transient people trespassing, burglarizing and/or leaving shopping carts, garbage (even feces, etc.) in our area. Disgusting!!
- homeless are everywhere
- HOMELESS AT BUS STOP
- Homeless camping out along canal.
- Homeless camping out in our local parks
- Homeless drug addicts, ASU rental house parties.
- Homeless encampments and Fentanyl (Blues)
- HOMELESS ENCAMPMENTS-KEEP THEM CLEANED OUT
- Homeless folks

- Homeless folks. Something needs to be done. It feels much safer in Scottsdale where my son lives. Why are there so much more homeless people in Tempe than surrounding areas?
- Homeless gathering at 101 and southern pan handling. Its close to our house.
- Homeless hanging around.
- homeless have taken over Creamery Park day & night. Looking to break in to vacant homes, problem is worsening despite city efforts to help. Police do little or nothing
- Homeless individuals
- Homeless individuals and mentally ill
- Homeless individuals roaming the neighborhood.
- homeless issue causing car break-ins/drug issues
- Homeless jumping fences and stealing from yards
- Homeless panhandling/ begging. It has gotten more aggressive.
- Homeless people
- Homeless people
- Homeless people
- Homeless people
- Homeless people
- Homeless people
- Homeless people
- Homeless people
- Homeless people
- Homeless people
- Homeless people
- Homeless people
- Homeless people
- Homeless people
- Homeless people and ASU student parties
- Homeless people and druggees all over my neighborhood (stealing from my yard living in parks begging sleeping around restaurants laundry and grocery stores.
- Homeless people and others going from the train tracks through our neighborhood to get to Hudson Park. Also, way more graffiti all around Tempe. We are starting to look like LA
- Homeless people buying drugs, selling drugs, leaving needles, camping out in alley ways and public places, etc.
- Homeless people camping at the Fry's electronics parking lot
- Homeless people in our area . Panhandling around stores, grocery, and highways
- Homeless people in the parks.
- Homeless people living next to my back fence!! The lack of police enforcement on said homeless people!! The brand new neighbor park that is over run with homeless people while a police officer is sitting right in the parking lot!! I know this a overwhelming problem but the residents of my neighborhood shouldn't have to worry about drug paraphernalia in the park or the safety of their children and family when enjoying a day outdoors.
- Homeless people living on the side of the frontage road of the loop 101 - Near the canal. They leave trash and sleep and hide in the bushes.
- HOMELESS PEOPLE ON APACHE
- Homeless people or mentally ill people who have no place to live sleeping in the parks
- Homeless people panhandling in streets and parking lots.
- Homeless people ranging around

- Homeless people running about
- Homeless people that capture parts of the local park.
- HOMELESS PEOPLE USING ALLEYS TO ACCESS PROPERTIES UNSEEN
- Homeless people walking around the streets/alleys
- Homeless people who hang out in places because they have no where to go. There needs to be a homeless shelter in Tempe especially with the summers where they can stay and not just in library or cooking centers.
- HOMELESS PEOPLE, POLICE PATROL OF THE AREA AT NIGHT
- Homeless people. They need addiction and/or mental health help. We do nothing for them and even make their lives worst by ignoring them.
- Homeless persons along the Highline canal
- Homeless population control. Enforcing laws that would keep homeless out of Papago and Evelyn Hallman park. And funding sound alternatives for the homeless.
- Homeless population increase & vehicle break-ins
- Homeless population w/ drug use, public trash- Homeless digging through garbage cans and spreading it everywhere. Human excrement on sidewalks, by businesses.
- Homeless population--their safety and the safety of residents
- Homeless situation
- Homeless sleeping in city parks
- Homeless that have mental health issues and are unpredictable.
- HOMELESS WANDERING IN, SOME HARMLESS BUT OTHERS POSSIBLY NOT
- HOMELESS WANDERING PRIVATE STREETS
- Homeless with mental and drug issues.
- Homeless young people
- HOMELESS, MENTALLY ILL AND DRUG USERS-TOO MANY GUNS
- homeless, traffic
- Homeless, vagrants that wonder through our streets and neighborhoods which puts us on our guard more than usual. Sightings and trash left behind of such individuals in our alleys from drug use and alcohol. Cutting through residents properties to get from place to place. High & speed related traffic in the neighborhood and with so many homeless/vagrants in the area more of a chance of an accident to occur. They, the people, don't use designated crosswalks so they seem to dart out into the streets as they please.
- homeless/drugs
- homeless/drugs
- Homeless/mental health - making sure they're physically safe as well as we are physically safe when we encounter and interact with them, like when walking past a bus stop
- Homeless/Panhandling
- Homelessness
- Homelessness
- Homelessness
- Homelessness
- Homelessness
- Homelessness
- Homelessness (not experiencing these people are choosing to be homeless).
- Homelessness and drug abuse

- Homelessness and drug abuse is causing a lot of burglaries around Tempe. These homeless people probably don't mean any harm and are just trying to make ends meet and the only way to do that is to steal from people's property to sell goods and make a few bucks to feed themselves or get their next high. We need to do more for the homeless.
- HOMELESSNESS AND RAMPANT CRIME
- Homelessness and the drug use that often accompanies it. Leaving paraphernalia behind in public places (parks, etc.) Breaking in to private vehicles. Also the pan handling at every corner and sometimes in the medians of busy streets.
- Homelessness at Daley Park.....
- Homelessness, drug sales and use
- Homelessness, drugs, Jay walking, loitering, littering, panhandling
- Homelessness. I live in SW corner of Tempe (Sierra Tempe) and we've noticed in the last couple of years homeless people off and on sleeping in our park (Campbell) as well as in our greenbelt area. I feel so bad for these folks, I'm empathetic, we donate and volunteer to assist. But, I don't like having folks in these areas especially at night and overnight. On a related note, I'm not sure how to engage, or if I should engage, just to say hello and have a conversation. I don't want to ignore them but I also don't know what to expect.
- Homelessness. I used to feel safe walking at night, even through the park, but now I don't. Several properties rented to religious organizations bring in people for parties. Those who do not live here do not respect the neighborhood. Constantly park in no parking areas (some signs have been removed). Drive too fast on a residential street with small children. Some people park in the alley & hang out. (Note, this does not mean we should get ride of the alley!)
- homes burglarized
- Homes not being maintained. Just landscaping
- Homeless walking down Hardy and I fear they are going to try to rob something of mine.
- House being broken into when not home
- Houses rented to college students!
- Housing and homeless
- I believe most people are decent human beings. Some are forced into making bad decisions and lack other opportunities to provide for themselves. Providing more public transportation will allow individuals to get to work and maybe not be reduced to crime to get by.
- I don't have public safety concerns in my neighborhood.
- I don't feel safe walking/exercising at night. In the summer, being out at night is the only option - out of the sun.
- I don't have any public safety concerns within my neighborhood
- I have not had a problem
- I just moved here from out of state a couple of months ago and my main concern is the homeless along Baseline (from the 10 to Mill) once the sun sets.
- I know none of the transient "neighbors"; only a few real neighbors remain, rentals and Airbnb dominate what used to be a neighborhood.
- I live in a townhome complex and we have had random people walking through looking for opportunities to steal. Crimes of opportunity. With that I worry about walking my dog at night and coming across a situation like that. I've called the non emergency number before to report shady behavior
- I live in Kiwanis, and I have worried in the past about erratic drivers and carburetors being stolen off of car. But overall I'm very pleased with the safety of Tempe, and my neighborhood. I've occasionally had weird late-night encounters at the Town Lake.

- I live on Carver Rd in S. Tempe. This road and Mill Ave have become drag strips at night. I used to love going to Mill Ave in the evening. There are several restaurants on Mill that are wonderful, however I almost got mugged walking to the parking garage off Mill. Luckily, my daughter and her boyfriend were coming around the corner when these two guys were about ready to rob me. My son later told me that they usually work in pairs....one disturbs the victim while the other grabs the victim's purse. I'm in my 60s, so I'm sure they thought I was an easy target. I won't go to Mill Ave anymore. If I go out to dinner, I usually frequent the restaurants in S. Tempe.
- I really appreciate our Police Officers but we don't have enough of them. Don't think the Tempe Counsel are doing their job well and it shows. More and more people in our neighborhood all agree. I will be voting differently with hopes for improving our neighborhood. When we call about problems they ignore them. ??
- I very rarely ever see patrol cars so I think some of the reason for increased crime is unfortunately staffing shortages. I'd like to see the basic laws enforced that we have on the books now. Property crime such as catalytic converter thefts and other crimes of opportunity seem to have increased a lot. Maybe some community outreach about crime prevention would help? Maybe making the neighborhood watch program less cumbersome to create would help. Working in conjunction with other City services to get to the root of crime is an ongoing process. Why do people steal? Need? kicks? pathological behavior? career criminal? But it boils down to having enough staff to cover all the areas of needs so you all aren't in the position of having to choose priorities. To me, property theft is a big issue, but if the department is short-staffed, violent crime takes priority. Overall, I feel safe in Tempe and have lived here for 50 years.
- I want to be able to trust Tempe PD to be compassionate, helpful and of service -- not aggressive, dismissive, rude as I've experienced in the past.
- I want to feel physically safe as a woman walking around Tempe at night.
- I worry about the population experiencing homelessness. It's not that I feel specifically threatened or unsafe knowing there are homeless people in my community, rather I worry for their health and safety.
- If we are short police officers then we did to get more
- In Peterson Park neighborhood, we have vehicle driving too fast while they are cutting through to avoid the traffic signal at Priest and Southern.
- In reading about the services to assist unsheltered persons, I understand that the city is working on solutions that support positive outcomes for all. Therefore, the recent encampments and drug-running through the alley is being addressed.
- In the past 3-4 years N Tempe seems to be overrun with homeless and drug users wandering the neighborhood, parks and public streets. As a daily user of Papago and Hallman Parks, the amount of camps, trash and overnight campers has grown exponentially. I have frequently had to use the Tempe PD non-emergency number, the Tempe 311 app and more recently, the new Encampment Reporting website to try and get these areas addressed. There appears to be an entire small village in the riverbed immediately below the Tempe Marketplace bike path. There are areas of Scottsdale Road between the freeway and McKellips Road where almost every bus stop has some sketchy looking person or people just hanging out with all their 'belongings' and when they move on, they leave their garbage and other items behind. This is not just a late night situation, they are out there at all times of the day and every day of the week. I would not feel safe having a child or other family member go to those transit stops or some of the parks and picnic areas given what is happening in these locations. I am a very tolerant and sympathetic person and feel badly for people in this circumstance, but as a long-time taxpayer and a lover of

my town, it's getting increasingly more uncomfortable to see what is happening around our neighborhood.

- Increase in traffic with little to no enforcement of residential traffic laws. poor street lighting.
- Increase the number of police that regularly patrol residential neighborhoods. This would make me feel more comfortable going on walks at night and sitting on my front porch.
- increased transient population
- Increasing homelessness.
- Individuals sleeping/panhandling in bus stop areas
- information
- It used to be the homeless but that has somewhat improved over the past 5 years that I have lived in this neighborhood. Now it is the speeding cars on Apache Blvd between Price & McClintock. The speed limit is 35 and so much traffic goes over 45 or more.
- It's either homelessness or college students. Transitory residents don't attach to the community or local culture. Human selfishness leads these people to either take/steal what they can or vandalize/damage property as a form of retribution. The psychological condition is worsening across the US. Maybe "mental health" is the biggest safety concern.
- Just having neighbors watching and a police presence regularly.
- Juvenal crime, i.e. breaking into cars, vandalism, theft
- keeping my back alley clean & neat
- Keeping strangers that have no business being in our neighborhood out.
- Keeping the children safe in school and park near my house
- Keeping the homeless people away from Kiwanis park. Keeping people from meeting after hours at Kiwanis park
- Kiwanis park. I used to walk my dogs every night. Now I rarely go over there because I don't feel safe.
- Lack of affordable housing.
- lack of enforcement
- Lack of police officers in the neighborhood.
- Lack of presence and enforcement of police within the community. I'm a 23 year resident and we never see police around the neighborhood anymore. We always looked at it as a positive but now they would only show up if its a crisis.
- lack of resources for helping homeless
- Lack of services for homeless
- Lack of street lighting. Very dark streets.
- Lack of street lights in my neighborhood and vagrants wandering through our neighborhood
- Lack of support of our police force by the City Government and political groups.
- Lack of visibility Tempe PD in the neighborhoods, around the school zones when schools are in session, in open public spaces. We used t see Tempe PD rolling through the neighbor hoods of South Tempe and around the schools and parks and open spaces but rarely see them any more. I almost always still some homeless folks sleeping in the Kiwanis park areas. When I ride my bike through the canal pathways I see never see any sign of Tempe PD in the areas.
- Late night opportunistic theft.
- LESS TRANSIENT PEOPLE WALKING THROUGH THE NEIGHBORHOOD
- Lighting at the park for night time play. The waymo cars that sit by the park are unsettling as female to walk around the area at night. Patrolled more at night to ensure cars are not being broken into.

- Little police watch near 5th st and hardy
- Long term homeless camps
- Lots of homeless people wandering through the neighborhood. Tents at the local park.
- Mail theft. Package theft.
- Making it safe to be on the streets after dark.
- making sure the street lights are in working order, making sure homeless are not camping in alleyways
- Many people have their dogs off leash. We have been charged by off-leash dogs four times in the last year, but luckily no injuries. Additionally, I hear a lot of about stolen bikes and catalytic converter theft on the neighborhood website.
- Mass shootings in public areas such as grocery stores, movie theaters, etc.
- MAYBE CAR BREAK-INS
- Maybe the security of the industrial park across the tracks by the neighborhood.
- Mental health service available when there is a police presence to help
- Mentally unstable and/or addicted unhoused persons.
- more homeless people near the exits and their trash.
- More patrol in my neighborhood - Warner Ranch which has Tempe and Chandler addresses. Neither city seems to patrol it....but I get Waymo vehicles drive by may times a day.
- More police officers
- More police present beat 11 hardly has any police officers at the very end of Tempe area continental Dr and Scottsdale rd. Lots of druggies hanging out at bus stop areas and convenient stores . It sucks .
- more street lights
- More time needed to cross busy intersections
- More/improved sidewalks and bike lanes, and better lighting/more frequent streetlights along the walking paths and parks.
- MY NEIGHBORHOOD FEELS VERY SAFE
- Need more city lights because it's too dark
- Need more crime prevention by design and maintenance. Allowing vegetation in right of ways, along city sidewalks and alleys can attract crime. Appearance of area not being watched it is not maintained.
- Need more police patrolling. Need more control of speeding on neighborhood streets.
- Need more police protection
- Need to get tough on crime. No more of the defunding the police garbage.
- NEIGHBORHOOD RELATIVELY SAFE-THEFT IS A PROBLEM
- Neighbors not knowing each other so they don't report things are not normal
- No biking paths
- No control for homeless people in private area and no information what to do or whom to call. And some vehicle owners, they parking wherever they want, blocking overview etc.
- No evidence of police circulating in the neighborhood. The area is populated with college kids who do not always respect curfew and sound levels. There seems to be little attention given to the year round residents. The students don't keep up their property and when they have parties, cars are parked all over the street. Some park in front of hydrants. Others leave trash in yards as they leave the party house.
- No traffic circles
- NOISE FROM CARS

- Not enough street lights
- not enough visible indication of security support and issues with coyotes (the animal not the people)
- Not knowing how quickly police protection can and will respond should we need the protection.
- Not knowing your neighbors.
- Not letting the police do their job dealing with criminal homeless or gangs.
- NOT pushing the homeless out. Give it a rest on the safety. No one is in danger because of the homeless. I used to be one. Stop.
- Not really any. We, All the neighbors watch out for each other
- Nothing stands out.
- Occasional homeless sleeping in the greenbelts. Being located in South Tempe, Ray/Rural there is not often Tempe Police presence.
- occasional homelessness
- Occasional speeders / stupid drivers who don't use their turn signal.
- Occasional speeders who enter the cul-de-sac without realizing it's not a through street, then turn abruptly and speed back to Dorsey.
- Our park is overcome by drug addicts. They roam our neighborhood on stolen bikes, my neighbors son is part of the group. I came home last night & one of them was riding toward me like they were going to confront me. I feel like they are mostly harmless, but I'm also scared.
- Over population, multi-culturalism
- Package burglaries
- Parking in the street where I live! College students renting homes if it's a 5 bedroom 5 cars with no where to park but street! I love my home for 55 yrs. but obstacle course when I have to back out of drive! Almost all houses are rentals!
- Parking on our cul-de-sac
- Parks and homelessness.
- Parks are little sketchy at night. Circle Ks are also a bit sketchy- I avoid getting gas in Tempe other than Fry's
- Parks at night need more lighting. At night it seems that gas stations especially circle k have the most crime ridden areas. Mugging and gun violence
- Patrols.
- Pedestrian safety on busy roads.
- Pedestrian safety. Except for a few canal lights and HAWK signals, intersections are designed entirely around automobiles. Arteries are too wide for pedestrians to cross safely, and for a city that's committed to Vision Zero, we have NO protected intersections, not even experimentally on weekends.
- People driving through the neighborhood looking for Amazon packages and open garage doors.
- People driving too quickly and not stopping at stopping signs (including bicycles)
- People experiencing homelessness camping in the backyard of neighbors, frequently coming and going from the house throughout the day, and drug use in the alley
- People in parked cars in apt complex passed out that don't even live in the complex. Homeless 'moving in' to more prominent areas, leaving trails of trash along with heroin/phytanoyl behaviors in public areas... gas stations etc.
- People just hanging around at the bus stops without getting on the buses.
- PEOPLE SHOOTING FIREWORKS INTO THE SKY AT NEW YEARS AND 4TH OF JULY
- people speeding thru in cars; cars parked outside get burglarized

- People steal bikes and things from our carport a lot. Also cars have been messed with many times.
- People that roam the streets off and on during the night. Homeless camps too close to the neighborhood. Can see when we leave for the day, night. Also, those that spend time doing donuts on out streets, have hit a house. Those running red lights at main intersections at our entrance/ exits.
- People walking up to houses at night checking the doors. Happens frequently on RING cameras police never seem to come up with anything.
- People wandering about at night maybe trying to steal on your property.
- People wandering around checking to see if your windows, gates, doors, and cars are open/unlocked.
- People wandering the alleys, parks, etc. Some are really scary folks! From personal experience, I know a homeless "tribe" and they do all manner of unacceptable things when on alcohol and/or drugs. SPEEDING - there is a speed limit on residential streets but my street has some real speeders; most other streets as well. JAYWALKERS - are all over the place! Recently one was crossing at Ash/University and he popped out in front of me as I was steering into the left turn lane. BLIND SPOTS - the beautification efforts in some places blocks visibility. Hardy is a disaster.
- Perhaps just the amount of homelessness in the north Tempe neighborhood/area, as well as the strip clubs along Scottsdale Road.
- Petty crime by the unhoused
- Please would be nice if we could have real police on the light rail
- Please, please do something about the Hawthorn suites hotel on the corner of Southern and the 101. I have talked to police, I have talked to Corey Woods, nothing is changing there. Drugs and prostitution are being sold out of the hotel every day and night. I live in the neighborhood behind the hotel and these shady people are walking through our streets and alleys. I received a sex offender notice in the mail, and the registered sex offender's address is the hotel! How can a registered sex offender live at a hotel where children stay? A police officer recently told me that sex offender is the manager of the hotel. Ridiculous. Please clean up the homeless and junkies in Tempe. I have lived in Tempe since 1984, and the homeless and drugs are out of control the last few years.
- Police accountability for their actions.
- Police are so hyper-focused on "busting" college aged kids for being college aged kids that they have seemingly forgotten about our actual safety. Noise complaints are investigated by several officers while a CRAZY amount of drunk drivers swerve, run lights, and hit things (7 times out of ten I observe out of state license plates). In my neighborhood, three individual times, I've observed people living in empty houses with bicycles of all shapes and sizes being stored on the back yards. A constant flow of people in the alleys makes them scary at night, as well.
- Police coverage.
- Police enforcement of laws rather than tell us they don't have enough staff to look into it. I used to count on the police to act on safety concerns. Now I get brushed off and told that if something isn't an active crime event, that they can't do anything. No concerns about prevention at all. Crime must be already actively taking place in that moment or they won't come. Makes one feel helpless or to take the law into our own hands.
- Police harassment
- Police must respect citizen rights and presumptions.
- police presence

- POLICE PRESENCE IS NOT FELT-THERE ARE NO MORE PATROLS
- Police presence, i.e. patrols in neighborhoods. City attention to homelessness and providing places for homeless to bathe and rest. NOT in libraries, or other public building.
- Police presence/patrol.
- Policing homeless people living on our alleys. Have bright lights on the streets at night
- Porch pirates
- Porch pirates and strangers in alleys
- Porch pirates, people pulling on car handles in the neighborhood in the middle of the night and robbing cars. Mill Ave is always a little sketchy at night but overall it's great. I think there are too many traffic cops and not enough cop cops. I'd like the homeless on the sides of the freeways to have an option or two or make some kind of effort to get them off of the street.
- porch pirates
- porch thieves
- Possible drug dealing on our street
- Preventing burglaries
- Preventing door-to-door sales without proper licensing from city. AND enforcement of red light runners and speeding, especially in school zones.
- Preventing theft.
- Proper police training.
- Property crime
- Property theft.
- Property theft.
- PROTECTED bike lanes
- Protection of property from theft or damage
- providing housing for the un-housed
- Prowlers
- public services vs private property. male police regarding domestic violence, there are no female liaisons per shift.
- Quality of the people who take pride on our neighborhood
- Questionable looking people along Baseline (unhoused persons aren't a safety concern, but the ones who appear on drugs or having mental illness issues can be a little unnerving)
- Random incidents within the alleys of the neighborhood that end up affecting the houses around.
- Recently someone went through my mailbox in the middle of the night looking for mail to steal. I hear lots of reports of people's cars being broken into. The issue is people loitering looking for crimes of convenience such as package theft which I'm very concerned about.
- reckless drivers going down the streets- loud motorcycles. drag racing type racing, donuts at corner
- red light runners
- Reduce traffic speed
- Regularly monitor for safe neighborhoods and predatory behavior. Always feel a regular/routine presence from the police aids in safer neighborhoods.
- removal of catalytic converters
- repave neighborhood streets to make walking safer
- Residential burglary
- RESIDENTIAL PROPERTY CRIMES

- Response time from summoned emergency personnel
- Road racers occasionally on Hardy south of Warner - by our neighborhood
- ROBBERY OR BURGLARY
- Robbery... hasn't happened to me but other neighbors it has
- Rural Rd south of Elliott to Ray is straight and often there is speeding as in how fast can I go from the light. Vehicles often pass Rural and Warner going 60+
- RURAL ROAD AND BROADMOR DR USED LIKE RACETRACK INTERSECTION
- Safe streets to walk on. No homeless loitering.
- SAFE STREETS, ABLE TO WALK AT NIGHT
- Safety along street repair projects.
- Safety of people walking and biking.
- Safety walking around my neighborhood at night. Risk of physical harm, being mugged or attacked.
- Sex offenders living in my neighborhood, neighbors calling the police on their family members, dogs loose in the neighborhood
- Sidewalks on Roosevelt between 13th and Broadway. Especially with the new Clark Park, there will be more foot traffic along that stretch of Roosevelt. Right now, even with speed bumps, many cars/trucks are way above the speed limit. Some dart into the bike lanes to minimize the speed bumps. We are elderly and often have to use the bike lanes and have to be very alert for fast cars and folks on bikes (they shouldn't have to detour out into the street to go around us, a safety issue for bikers as well). With all that said, thanks so much for doing the incredible improvements to Clark Park, especially the new pool. Completing those short stretches of sidewalk would be icing on the cake.
- Since COVID it is probably lack of face to face communication with neighbors.
- Sketchy homeless people accosting us or breaking into our cars and homes
- Some of my neighbors have told me about stuff being stolen from their yard or vehicles.
- speed bump @ Clementine Dr. Too many speeders
- Speed is the biggest issue, everyone is driving too fast. It's dangerous for pedestrians and other drivers. The street design needs revisited and Tempe should look into the ideas of super blocks. We should be building and retrofitting for people not cars.
- Speed limit enforcement.
- speeders
- SPEEDERS HOMELESSNESS
- Speeders on neighborhood streets
- SPEEDING and VERY LOUD auto engines and college residential evening parties on Rural/Broadway and McClintock/Southern!!!
- Speeding cars
- Speeding cars
- Speeding cars
- Speeding cars even though we have speed humps.
- SPEEDING CARS IN RESIDENTIAL AREA, HOMELESS ON CORNERS NEAR HOME
- Speeding cars. But you did put in some speed humps so that has helped
- Speeding on Hardy Dr between Southern and Baseline is out of control. Sharp increase in homeless people on canal path and Kiwanis Park.
- speeding on surface streets like Elliott, Rural, and McLintock
- speeding on the street

- Speeding traffic by Marcos Dennis High School.
- Speeding traffic In residential area
- Speeding traffic on side streets and main thru streets. Also late turns on left turn arrows.
- Speeding vehicles in my neighborhood, drag racing on McClintock Road at night, loud vehicles disturbing the peace and quiet of Tempe. Why do the police not enforce traffic laws?
- Speeding vehicles loudly racing through my neighborhood. Also my 2 vehicles parked overnight outside my home have been burglarized.
- Speeding, McClintock's a raceway. Also school zones need to be monitored and citations written.
- Stealing from cars and open garages.
- Stop building!!! Denser cities have higher crime rates. In the past two years crime has soared, and you keep making it so expensive we have more and more homeless, and they are starting to steal
- Stop policing for profit , motorcycle police officers generating revenue for the city instead of fighting real crime, we need police Reform
- Stop the speeding during late hours on busy streets.
- Stopping illegal dumping in our alleys by other contractors able illegal dump.
- Strange people in the alley
- STRANGERS APPROACHING THE HOUSE WITH NO IDENTIFICATION
- Strangers coming into the community off the canal & occasional homeless person camping in park or along walkway.
- Strangers prowling thru alleys and possibly casing residents
- street lights
- streets too dark. more lighting north
- Tempe needs to get serious about homelessness. It is illegal to sleep on the street. Homeless people come into my complex and sleep on peoples porches and police won't even come when called.
- That the police will not be defunded
- The amount of homeless/prostitutes/druggies, especially in my alley, is unnerving. People need to be educated to STOP GIVING them money, water, food. It would be great if we could have mailers / emailers / meetings at local parks to help educate people. The local police had a meeting with my neighborhood last year at Svob park to educate those that showed.... that was a huge step in the right direction. I call quite often on vagrants in my alley and the police response had been great. I am all for hiring more on the force and raising wages to get higher quality / more applicants to select from. Also, maybe educate people that the alleys are not public property. I think many people do not understand the importance of that. Thank you for listening and all you do. Have a great day!
- THE AMOUNT OF HOMELESS PEOPLE AND THE CRIME AND TRASH THEY BRING
- The amount of homeless people in my area .
- The amount of homelessness in mill avenue and parks.
- The amount of transients on street corners, parks and alleys
- The amount of transients through out South Tempe.
- The bus stop(s) on baseline and priest next to the Circle K. It is always littered literally with trash and garbage which is a shame, but the safety concern is the people hanging out there, more than likely, dealing drugs. And doing drugs. It's really disgusting and definitely does not feel safe whatsoever. Kiwanis park is fine, just avoid certain tucked away areas which have the homeless.

Tempe Beach is horrible, with the litter and the homeless. So sad. Mill Ave and A mountain same.

- The canals. A lot of homeless people hang out there and don't feel completely safe or comfortable exercising along there
- The drug addicted homeless population.
- the fact there are many homeless people in our neighborhoods that need help and public safety doesn't just apply to myself but it applies to everyone. we're experiencing extreme heat waves and people die outside. then in the winter people freeze. it's a serious public health concern to have hundreds of people living in our parks and at our bus stops. most of the time people are calm, friendly, easy going. sometimes having people living at bus stops makes people feel uncomfortable and unsafe.
- The growing homeless population and theft.
- The hazard of heat - in order to use outdoor public facilities to their fullest, access to shade and water (particularly bottle refill stations, since those are more sanitary) are essential, especially for the unhoused who are forced to rely on these public spaces to survive.
- The homeless- although I've noted the city is aggressively trying to shelter them.
- The homeless and drug presence has increased significantly. I don't feel safe taking my dog for a walk or even taking the trash out in the alley. The police have been great at responding when I have to call them in, but the constant feeling of bad people being all around is very unnerving.
- The homeless and their drugs, violence, and garbage. I'm not comfortable with them here at all. I don't understand why they are tearing down Gilliland middle school!! Wouldn't be more cost effective to remodel the school that's already there?
- The homeless camping in the alleyways at night.
- The homeless drug addict's that you let stay in our city!
- The homeless have gotten out of control. For a while they were camping out in tents along the canal. All along Baseline from I-10 to Hardy I'd full of them. It's no one or two it's groups. It's getting bad and their trash is everywhere.
- The homeless in Tempe.
- The homeless issue is out of hand. We need to start enforcing laws we have and make. We can continue to allow these people to get away with breaking the law. I will never allow my children to ride their bikes around the neighborhood by themselves. What kind of city have you allowed this to become, to make it scary for our children to go out and ride bikes.
- The homeless people are everywhere! I used to walk around my neighborhood and go to the parks now I do not due to the homeless setting up camp outside of the Fry's store at Mill and Southern just to name one place. The homeless people are also in Dwight Park down the street from my home. I also see them walking down the alleys.
- The homeless population has increased in various areas of our city but believe the vast majority gravitates closer to our home. Understand the issue of homelessness continues to grow not only in our state but around the country, however, it starts to worry us when you see drug addicts hanging out around the corner or worse, hang out in public areas of our complex.
- The homeless population will continue to grow as housing prices continue to price people out of rentals. There is already an issue with drug addicts around the light rail. We need more social safety programs and homeless outreach.
- The homeless. It's hot. They have no where to go. They get into subdivisions. We do not know if they are mentally challenged or just hot and tired. I'm afraid of being confronted. I'm an older single female and need to be aware of my surroundings and do all I can to keep me safe.
- THE HOMELESS-MOST IN THIS NEIGHBORHOOD WERE/ARE ON DRUGS

- The homelessness.
- The increase in homeless population as noted by set of camp with midday sleeping on well trafficked side walks. In addition, leaving shopping carts, stroller, food products in these sidewalks with not enough room for a bicycle with a trailer for children. Specifically the Warner Rd and I10 sidewalks in both East and West bound.
- The increase in the homeless population in our neighborhood. And, interestingly, you didn't ask about that at all.
- The increase of non-owner-occupied homes
- The increased number of short-term rental houses in the neighborhood.
- The lack of good sun protection on sidewalks and walking paths making it more unbearable to walk places and increasing heatstroke's. Also lack of good traffic calming beyond speed bumps, things like narrowed roads for pedestrian crossing and continuous sidewalks would help increase pedestrian safety. As well as a lack of measures to reduce car fatalities by redesigning roads and building more safety measures like roundabouts
- The lights at night when walking my dogs. At Campbell park in Tempe there is not enough lights to see what's in front of you. Coyotes are around so it limits where we go.
- The meth lab we keep reporting, yet getting no visible follow up.
- The most important issue is Homeless and all of its various issues. I feel very uncomfortable and have started not riding or walking at night along bike paths going to Tempe town lake and Indian bend. The large number of homeless that hang out on Scottsdale road. I was surprised to see people sleeping on Scottsdale rd at 10pm as I walked home from an event at ASU. I have stopped riding my bicycle to Tempe lake as homeless sleep in parks along Curry. I have reported that next store rental home had been broken into twice this last year and my residence had been accessed thru the alley and tools and house wire and copper piping were stolen in late 2020. Now I notify my neighbors and friends when I am going anywhere to keep an eye on my residence. I realize that police are a precious commodity. and it is really City government's responsibility to keep us safe. I am glad that we do not experience what 7th ave in Phoenix has to deal with. And since we are near ASU, there is a larger police presence to protect students. Please recognize that public safety is the most important issue that you face.
- The number of homeless has increased the last few years and there are numerous "impromptu" camps along the bike path and canal paths. This is a concern.
- The number of short term rentals; the excessive illegal fireworks
- The park at night, because there's always trash and stuff in the street in the mornings, so I don't know what's going on there overnight.
- The Pepperwood Townhomes HOA and it's management company (Tri City) have shown a strong history of discrimination, of showing favoritism to members who are not of color or renters (vs. homeowners) and are constantly breaking their own rules and regulations, with the management company not doing anything about it. They have been operating with an even number of board members for an extended period of time, which is against the rules and regulations (they're required to have an odd number of members, ranging from 5 people to 9 people). There have also been instances of board members "going rogue" and assaulting community members in the past, with no consequences. We have 3 community pools which have recently had 3+ cameras installed at each, against community concerns of privacy, and it's still unclear who from the board has access to this footage (of children and adults in swimming suits), and why they should have access. No one who serves on the board gets a background check or anything similar, so there could potentially be someone with history of pedophilia/sexual addiction/etc. currently accessing this sensitive footage and/or distributing it.

It is also known that the current President/Treasurer posted multiple "neighborhood watch" signs up around the neighborhood, when we have never had a community watch program, nor do we currently. Myself and other neighbors who have been continually harassed and discriminated against by the HOA board are very concerned about this behavior continuing and would very much like to know who we can contact about it to hopefully put an end to it.

- The percentage of people living on the streets that have mental health issues is higher than 50% and they harass, verbally assault and many times physically assault citizens nearly everyday within a 3 mile radius of ASU. This includes downtown. It is so unsafe on university and Ash at Circle K. Nothing is ever done. Circle k finally got new management that will no longer tolerate the loitering and harassment of customers but it doesn't seem like PD or City cared. Why should I have to walk out of my way to avoid the people that stay at the bus stop outside blaze pizza because they verbally assaulted and harass everyone. The shooting at Starbucks???? Why have we the residents not heard what happened? It wasn't just on Citizen app but my son works there and was there when it happened. Do you know how many employees not only there but around there are scared? Mill is such a beautiful place as is all of Tempe. Why can't ASU, Valley Metro, Tempe PD and the City work together to make this college town safe? Don't just think of the residents. Think of the college students. Tempe is my favorite city. I've fell in love immediately a few years ago.
- The police department is wonderful. The laws and the courts are the problem, along with the tolerance of homelessness, petty crime, drug use, panhandling, etc.
- The residential complexes are not properly secured and happened to be frequently burglarized. The city has grown far too fast for the lack of resources. Was shot at by pellet gun assailant who broke into sky water apartments Rio Salado roof top and targeted myself my dog and others. Police did what they could but it was like living a video game! I'm worried of the dangerous criminals that are now dwelling in and around the city.
- the unsheltered living near AZ Mills Mall
- The unsheltered population is out of control. PLEASE find solutions that get them off our streets and help them improve their lives. Increased homelessness increases the feeling of being unsafe.
- The vegetation along the western canal (I maintained portions) is overgrown and a fire hazard. Tempe only maintains the developed portions. This is a ridiculous policy that has recently been put in place. Why? It is stupid and senseless.
- The visible presence of police on patrol.
- Theft
- Theft
- Theft
- Theft
- Theft
- Theft
- Theft
- Theft
- Theft
- Theft
- Theft
- Theft
- Theft
- Theft and bad drivers.
- theft and break ins

- theft and home break ins
- theft from what people post on line. mostly vehicle break-ins or catalytic conv stolen
- Theft of cars, property. Homeless living and defecating in alley. Panhandling at fry's, street corners,
- THEFT OF MY PERSONAL PROPERTY
- Theft of packages, normally taken by homeless people within our community.
- theft of vehicles not parked in a garage
- theft while gone from home on vacation
- Theft, break-in, drag racing, guns
- Theft/Assault
- THEFTS HOMELESS PEOPLE
- Thefts of opportunity are most prevalent. Leaving a car unlocked or anything outside of our courtyard walls (In Santo Tomas/Shalimar) is running the risk of theft. Packages being stolen and mail being taken from the mailbox have also been infrequent problems. Would it be possible to have some patrolling on a regular basis?
- There has been a significant increase in people visibly under the influence along Broadway. There also seems to be an increase in illicit activity including drug dealing and solicitation along Broadway and the adjacent streets.
- There has been one recent theft but generally my neighborhood feels very safe. My number one concern is feeling secure staying here with my baby daughter as we raise her and she is a kid in our neighborhood, walking to school, using the park, etc. I am comfortable in my neighborhood currently.
- There is a homeless issue in south Tempe, but not to the degree of some other areas. I don't know that this is a safety issue necessarily. But it's the only thing that causes me concern.
- There is a homeless problem clearly, everywhere. It is uncomfortable to go into convince stores, grocery stores and gas stations. Forget about the park. Won't go there. I don't feel comfortable in my neighborhood either and worry about my home being broken into regardless of if I am home or not.
- There is no place for our unhoused neighbors to go at night, so they are sometimes in the parking lot of my apartment complex. Sometimes there is yelling, and once a fight broke out.
- There is no safety concerns at this time.
- There is street racing that happens almost every night along college and Scottsdale road near mckellips. Nothing is being done about it and these are high traffic areas. Someone is going to get hurt or killed. Also, there are lots of shady characters that hang it around the motel 6 on Scottsdale and Hancock which makes the area feel unsafe.
- Too many cars parked at one home and many times different cars. What's going on at this home? Drugs?
- TOO MANY CARS PARKED ON STREET
- Too many homeless around in Tempe. They are aggressive and always in a mood to attack us. I have seen them shoplifting in front of me. Tempe police Should discipline those homeless aggressive ones.
- Too many homeless.
- too many inexperienced people with guns
- Too many people caring about what's going on in their car to worry about what's going on around their car while driving. Constant changing of traffic lights causing more accidents and back ups.
- Too many people have guns.

- Too many police who have bias and folks with guns when background checks aren't protective enough.
- Traffic (speeding)
- traffic accidents
- traffic speeding
- Traffic, drivers going too fast in residential neighborhoods
- Trailers propped on bricks in front of houses. Dangerous and unsightly! City doesn't seem to control or fine homeowners. 7844 S Jentilly Lane. Has been doing this for over 2 years!!! Running a business out of this home!!!
- transient camps
- Transient homeless are not being addressed properly.. social services are lacking and these poor homeless are turning to crime to survive.
- Transient persons
- transient population out of control and over crowded traffic
- Transients
- transients. homeless people
- Transients. We live by a park and get a lot of transients come down our alley to get to the park.
- Transients/ homeless encampments
- Tweakers/homeless roaming the streets at night looking for crimes of opportunity.
- tweakers, homeless, transients, drugs
- UNHOUSED PEOPLE ARE CRIMINALIZED AND POLICE ARE VIOLENT AND MILITARIZED
- Unhoused people not having access to safe spaces away from heat. They need shelter, water and support. They are not a danger to me.
- Unknown cars parked for days at a time outside my house.
- Unsafe (speeding/reckless) driving
- Unsafe driving seems more prevalent than in the past
- Until people get economic and/or social services relief they are going to continue to be in a position of being desperate which creates more crime. We noticed an increase in crime in the past couple of years as people have been struggling.
- Upkeep in lighting, tagging in alleys (e.g. is property being cased), periodic vagrants
- Use of fireworks for a week at a time over many holidays.
- Vacant or run down homes, anti police people, lack of enough police officers.
- Vagrants
- Vagrants loitering outside grocery stores and especially fast food restaurants both daytime and night time. Speeding traffic on local streets. Red light violations!!
- Vagrants, camping, loitering, and panhandling. Lack of street lighting in neighborhoods.
- Vandalism
- VANDALS, SAFETY OF PARKED CARS AT NIGHT
- Vehicle break ins. I and many of my neighbors park in our driveway or in covered car ports. My neighbors have had vehicles broken into in the last six months.
- Vehicles getting things stolen out of them, parts stripped or stolen or damaged.
- VEHICLES SPEEDING THROUGH
- Very clean, safe and well run city
- Very little police presence and property crimes at night without it.
- We are moving out of Tempe in 2 weeks. The level of crime and bad people have sky rocketed. I do not blame the homeless, I blame city of Tempe for not having the needed resources in place

to help the homeless. We have had a guy OD and die in our front yard, been robbed, had a knife pulled on me, car broken into, found a gun thrown in our backyard.... We are 100% done. We loved Tempe and have lived here for 14 years, but we can't justify the out of control police department and amount of crime. My family needs to be safe!

- We don't have a neighborhood association or even a Facebook group. I contacted the appropriate dept at the city about organizing this and didn't get an answer. I think it would help us feel safer.
- We don't worry much for ourselves, but there is a visible population in Tempe (sadly, as everywhere) of people experiencing homelessness. Where can they go during the heat of the day? Where can they sleep at night?
- We have people experiencing homeless in the neighborhood, and that will be more frequent when services are built at the library complex. So far, I've heard nothing about plans to keep the neighborhoods from getting a negative impact from this. I am also very concerned about increased vehicle traffic when that complex is built out.
- We have speed bumps, but they do not slow down the speeders.
- We live in Warner Ranch. Overall very safe, but occasionally we will get people from other areas that wonder in and still bikes from an open garage, but otherwise pretty safe.
- WE NEED CAMERAS AND/OR PATROL IN PARKS AND ALONG CANAL
- We need to get control of the homeless problem, they are destroying our parks and making our city dirty and ugly. If you are brave enough to attempt to go to downtown mill you have to be prepared to step over or around homeless people to enter a business. Also the graffiti in the city is getting out of control.
- We need to solve the underlying challenges of unhoused people. This is not a job for the police, and using the police as if they can solve it will exacerbate the problems. We need to find ways to provide safe housing for those who need it. Drugs (and the associated behaviors) are the main reason that I feel unsafe in my community, but they don't get "solved" meaningfully by calling the police on someone. The challenges are community-wide, and that is where we need to address the challenges. We all need to have meaning and purpose in our lives, and turning to drugs is a symptom of broader social challenges.
- WELL LIT STREETS
- When I get on the 202 freeway to go to work I see homeless near the Motel 6 on Scottsdale road. The Citizen app shows crimes happening along that road/area. I stopped going to the QT in that area due to panhandling there. I've felt Tempe was a safe and clean and beautiful area, but not I avoid that area as well the Tempe town lake for this reason.
- When people approach you for money in the parking lots at the store. There are times that I have given money or food to the homeless standing on the corners but I do not like it when they have approached me in the parking lot.
- While I reside on a cul-de-sac, the excessive speeds at which residents drive on the interstates and side roads is alarming. There doesn't seem to be ANY speed/traffic controls. We're missing an opportunity to generate some real money for the city/county by not handing out more speeding tickets.
- Working to deal with homeless and their mental health. Most of them are harmless, but never comfortable and never know what might set a person off.
- Worrying about being shot by the police. I'm sorry, but I don't trust them anymore.
- Wrong type of traffic enforcement. Throwing the book at a 21 year old who checks a Google Maps screen on a cell phone and has never had a ticket is wrong. Yet, traffic enforcement NEVER patrols the school crosswalk I work, and every day people speed through way over 15

mph, and every few days do not stop while children are present in the crosswalk. Will it take a CNN story if a child is killed by a driver going 50 mph in a Tempe school zone to get traffic enforcement to adjust their priorities?

- you need to remove all drug activity and homeless especially between Apache and McClintock crosswalk the amount of crime is progressive worst in last 6 months
- YOUNG PEOPLE DOING STUPID THINGS BUT NOT CRIMINAL
- Your inspectors writing up people for trivial bs things like it's an HOA, power-driven idiots. There is no peace, my neighbors are leaving b/c of the torment.. We don't need Nazi inspectors running our neighborhoods.

Q12. If you could ask the Mayor and Council to work on only ONE issue in Tempe during the next year, what would that issue be?

- 101 noise
- 911 and police response times
- Accessible neighborhood sidewalks
- Address the homeless and panhandling issues in the city
- Address the homeless population.
- Address the homeless vagrants and remove them from public property. We have personal experience with family and you are condoning this behavior and associated crime.
- Addressing homelessness in Tempe.
- Affordability of living in Tempe and not just for the lowest income earners
- Affordable and SAFE communities and housing
- affordable housing
- affordable housing
- affordable housing
- affordable housing
- affordable housing
- affordable housing
- affordable housing
- affordable housing
- Affordable housing and climate related projects
- Affordable housing and home ownership as opposed to a nation of renters
- Affordable housing and services for people experiencing homelessness
- Affordable housing for current residents, prospective residents, and homelessness
- Affordable housing for everyone. We have a HUGE lack of decent, affordable housing for many, especially for families who want to own their homes.
- Affordable housing, affordable rents
- affordable housing, the city needs at least 20,000 affordable / low income units. probably 30% of homeless people are seniors and it's not enough to tell someone to get a job or to leave Tempe. the city must act quickly to double and triple our investments in homeless solutions and affordable housing
- Affordable housing. I know housing is expensive everywhere right now so I wouldn't expect much to be done. However I feel it needs to be addressed. We own our home, and if we didn't we wouldn't be able to afford to live in Tempe where I work.
- Affordable housing. Would say quality schools, but Tempe already has those.
- Affordable housing/available housing for homeless
- Affordable housing/rentals
- Affordable mixed-use development
- Air quality
- ALLEYS-CLOSING OFF ACCESS TO THEM
- Allow Tempe residents to boat for free on Tempe Town Lake. Charge non-residents.
- Allowing Shady Park to have events
- APPEARANCE OF THE CITY OVERALL
- Approval of the hockey arena plan

- Arizona coyotes move to Tempe
- Ban all personal fireworks. They're loud, dangerous and should only be allowed to be used by professionals
- Be more inclusive
- be very cautious ref: new entertainment district including past debts by teams and costs of tax exemptions . we are very concerned.
- Better access to recycling
- Better integration/coordination of police with social services to provide comprehensive oversight/solutions for criminal activity possibly stemming from mental health/homelessness/drugs, etc.
- better Lighting at parks
- better ways to help the homeless and teenager programs.
- Bicycle paths and multimodal transportation
- Bike infrastructure!
- Bring back peaceful neighborhoods. No Party houses allowed.
- bring crime level down
- build less high rise building they are eyesores
- Can we stop covering up our beautiful city with high rises and apt complexes galore? There is no heart left in Tempe. Businesses can go to Phoenix
- can you please approve the Arizona Coyotes Stadium?
- Catch up with any deferred maintenance of infrastructure (e.g. sewer).
- City infrastructure
- City Infrastructure
- City plumbing
- City streets
- City-owned Wi-Fi for all residents
- Clean up the city I moved here 30 years ago the city was beautiful, in the last 5 years the city is becoming uglier and dirtier every year
- Cleaning up alley ways in the city
- Climate change mitigation and resilience (bike infrastructure completed for 1/2 mile connectivity, shade, water, human health/safety for heat... unhoused & prepared for grid failure for everyone). Water is connected. Depression of youth is as well. Schools using walking/biking to school is as well.
- Climate Change mitigation plans
- CLIMATE CHANGE-PAINT STREETS REFLECTIVE GREY, ECT
- Communication and input of residents about Coyotes and use of that land
- Compassion
- Concern for neighborhoods. Concern seems to be for building, growing, giving advantages to businesses
- CONDITION OF CITY STREETS
- CONDITION OF CITY STREETS IN BOTH DEVELOPMENTS AND MAIN ROAD
- Congestion
- Connection of Pedestrian path from Apache & Martin to Broadway. It is disheartening that the city has prioritized unnecessary improvements along country club way in the wealthy neighborhoods of south Tempe while leaving escalate/allegro isolated from north/south pedestrian transport unless we use very dangerous roadside resources.

- CONSTRUCTION ON ROADS
- continue maintaining budget efficiency/public transportation
- control on unsheltered and drugs/ better parks like Gilbert
- Coordinate and motivate citizens to action.
- cost of alley trash collection
- Cost of living & affordable housing
- Could we get more shelters for the homeless to keep them from camping out in front of businesses and parks?
- Coyotes are attacking and killing community cats and other small animals, it's been a problem in Tempe for a few years now. Perhaps a program in place to capture and relocate them?
- CRIME
- Customer service got do better job with communicate with residents and doing better job putting in notes to communicate with other departments in the city. Not all the customer service does a job with communicate with city departments in the city.
- Deal with the homeless population. We sympathize with those who struggle with homelessness but it is a problem in our parks, businesses (especially Mill) and neighborhoods.
- Deal with transients and provide services for homeless.
- Decrease homeless on the streets
- Decrease the growing homeless/un housed population and improve safety for the tax paying citizens of Tempe
- Defund the police
- development of more homes, townhomes, condos, places for people to buy and live in Tempe
- Disability service
- Do NOT build the hockey arena!!!
- Do NOT subsidize the Coyotes with tax breaks.....IF they want to play in Tempe let them pay for their own arena. Also those (3) cops that let that homeless man drown should be fired! The 101 "diamond grinding" was a big mistake. Bring back the rubberized asphalt it was much smoother and quieter. Nice job on Warner Rd but STILL waiting for streets to be resurfaced in Buena Vista Ranchos. Waiting for out
- Don't be afraid to cross the party line.
- Don't pay for Coyote Stadium
- Don't make changes to Rolling hills GC
- Don't waste money on "art projects" and renaming schools, streets or other useless things. Focus on public safety and accessibility to businesses in downtown Tempe.
- Dropping the homeless people off in California.
- drugs/crime, not enough police to cover
- Economic development
- Economic development
- Economic/business development
- Educating people on how to handle the homeless problem. NOT NOT NOT providing housing which keeps them in our city.
- eliminate homeless asking for money at every intersection. The trash they leave is incredible
- Elimination of homeless population.
- Empathetic and holistic response to the houselessness issue; care for them, not sweep the problem out of the way
- Encourage the growth of dense, walkable, low-cost neighborhoods

- End nepotism/hiring buddies who are unqualified and good old boy behavior in the police department.
- Enforce City codes
- Enforce speed limits, especially in school zones.
- enforce the codes and law
- Enforcing rental property ordinance of limitation to non-family members living in rental properties. A rental home on our street has 8 renters. They are not related and are in violation of the city rental ordinance. It has been reported numerous times, but the city does not enforce the ordinance.
- Ensuring that Tempe protects the rights of it's citizens, regardless of gender identity, age, social status, etc. by passing bills/laws that protect us in multiple topics.
- Expansion of transit services
- FAIR ELECTIONS
- feeling more comfortable w police as my grandchildren are afraid of the police
- Fiber internet to the home
- Fiber internet, more internet providers!
- Figuring out a plan for the drug addicted house less population. You can try to make great improvements but if city allows it to be trashed and over ran by these individuals it will be for nothing. Citizens don't feel safe going to some areas, riding public transportation, walking down streets, filling up with gas or going in some stores due to being approached or hanging out in front of the businesses. Really unfortunate.
- Find an alternative to the proposed stadium. Traffic will be a nightmare. Previous problems the hockey team had with Glendale need to be address in the contracts with the team.
- Finish road construction quicker, (on ramp for the i-10 and the nonsense from the water main break in April that still hasn't been finished on the bridge of McClintock rd and the US 60
- finish the street construction on McClintock
- finish up the road projects on McClintock. they are terrible
- Fix McClintock Drive - road construction taking way too long; it needs shifts 24/7.
- Fix Mill Avenue. One lane for vehicles in each direction is inadequate to cope with congestion. Cars are backed up nearly all day every day. On street parking is dangerous. Trash pickup is poor.
- Fix roads, especially in neighborhoods! Please & thank you.
- Fix Southern Ave. street between Price Rd. & McClintock. Try pulling into the safety lane- it's like a 3rd world country with roughness. Stop wasting money on downtown.
- Fix the homeless situation
- Fix the pot holes in the streets.
- Fix the streets-potholes
- Focus of quality repair of major street surfaces. The number of potholes seems to have increased a lot. The repairs that are made are brandades and don't last very long.
- Focus on the humans within our city and provide support for all walks of life, so different social programs.
- for safety concerns, rework County Club Way from Southern Ave to Alameda. Too much speeding on this street!! Nothing ever done to remedy.
- Free parking downtown
- frequent Homeless vagrancy in problem neighborhoods that effect all of Tempe. are there proactive ways of handling this issue?

- FUND POLICE
- Get building / place for homeless. The homeless problem is spiraling downward. Causing more crime & issues in neighborhoods
- Get folks to not park boats and trailers in their front yards and driveways. Ruining beautiful neighborhoods. Follow up on infractions. No fine repeat offenders!!! Where there is no HIA people are not following CCR's! They move their trailers, motor homes, and boats then put them back after being checked in!!! Let's get this stopped.
- get homeless off the streets
- Get rid of bicycle lanes on McClintock
- GET RID OF HOMELESS AND PAN HANDLERS AND URBAN CAMPERS
- GET RID OF HOMELESS/CRIME
- Get rid of the Pride Month Agenda and any sort of Pride decor in city! This is very unethical!!!
- Get the homeless and their encampments away from our city clean it up. It's disgusting it's dirty and it needs to go
- Get the homeless off the corners and away from the neighborhoods and parks. Fountain Hills has signs at corners stating not to feel obligated to give money to pan handlers and to give to organizations that help provide services instead.
- Get the homeless off the street and families in a safe place.
- Get the homeless people off the street, as they get out in traffic to get \$ and they get argumentative if you don't give \$.
- Getting rid of electric scooters such as Bird.
- GETTING RID OF THE HOMELESS CAMPS IN PARKS AND STREETS
- Getting the Coyotes new arena approved and finalized.
- Getting the homeless folks off the streets and into shelters-housing
- Getting tough on crime!
- Give all the neighborhoods names and try to find someone in each neighborhood to organize a Facebook page. We lack a feeling of community in our neighborhood. We have no way to meet our neighbors socially.
- great services
- Have residential water rates not exceed landscape water rates.
- Have the people clean their alleys and debris in front yard
- Help for the homeless
- help for the homeless
- Help for the homeless
- Help for the homeless, including social services, medical services, and housing.
- Help get the unhoused population off the streets and get them the support they need to live with dignity and thrive.
- HELP REDUCE AMOUNT OF HOMELESSNESS-I DON'T THINK IT WILL EVER GO AWAY BUT REDUCING IT IS BETTER
- Help the homeless and build houses for lower income families
- HELP THE HOMELESS TO GET THEM OFF THE STREETS
- Help the increasing homeless population.
- help with homeless population
- Helping the homeless
- Home improvement programs to help 50+
- Homeless

- Homeless
- Homeless
- Homeless
- Homeless
- Homeless
- Homeless - especially in North Tempe area - from the 60 North to McDowell Rd.
- homeless and drug activity
- Homeless and drug users hanging out in parks, transit stops and public streets in N. Tempe.
- Homeless and drugs. At least twice a week while I am driving I see people smoking what looks like meth out of pipes in clear sight at bus stops or on sidewalks. University and the 101, Apache and the 101, Broadway and the 101, Southern and the 101. Please get these people off our street, ban panhandling and more police presence in these areas.
- Homeless and low income housing.
- Homeless and the crime that comes with it.
- HOMELESS AND WATER
- Homeless camps need to go
- homeless care
- Homeless drug addiction epidemic. Clean up our neighborhoods, parks, and overall public space so these people don't have priority over the enjoyment of tax paying citizens of our neighborhoods.
- Homeless is out of control, Inspectors terrorizing our neighborhoods, small permits requiring commercial prints and expensive engineering maps..
- homeless need a safe place to shower , beat the heat
- Homeless out of the parks.
- Homeless people in the City of Tempe
- Homeless people off the street and in neighborhoods. Better patrol around schools when in session
- HOMELESS PEOPLE SHELTER AND CARE
- Homeless people trashing the streets
- HOMELESS PEOPLE-HIGH CRIMES
- homeless population camped in public spaces
- Homeless population in Tempe
- Homeless problem and its real effects on business
- Homeless shelter and affordable living
- Homeless, begging, and litter. I guess that's 3. But somewhat related.
- Homelessness and drug abuse on the streets
- Homelessness and the trash they leave
- HOMELESSNESS ON MILL AVE; AFFORDABLE HOUSING
- Homelessness. Complaisance disguised as compassion is not working.
- Homelessness. I live in SW corner of Tempe (Sierra Tempe) and we've noticed in the last couple of years homeless people off and on sleeping in our park (Campbell) as well as in our greenbelt area. I feel so bad for these folks, I'm empathetic, we donate and volunteer to assist. But, I don't like having folks in these areas especially at night and overnight. On a related note, I'm not sure how to engage, or if I should engage, just to say hello and have a conversation. I don't want to ignore them but I also don't know what to expect. Additionally, we notice around the city (and

all cities in the valley) a much higher number of homeless folks. We need to continue to focus energy and resources in this space. Life people up not just provide a handout.

- Homelessness. People need a place to go.
- Homelessness/drugs
- housing
- housing
- Housing (broad: homelessness, rent increases, etc.,)
- Housing costs
- Housing/Homelessness
- How can we be the most sustainable city?
- How do you plan to continue the momentum we see in new development.
- How to prepare for a recession should we enter one
- How to save water
- how will Tempe manage our water supply to sustain the city for the future?
- How will you balance the rapid growth with a sense of community in Tempe
- Human services - how can we help the unhoused in a sustainable way? (And get them housed)
- Human services. Increase access to mental health care and other human services. There's a huge waitlist when trying to utilize CARE 7.
- Humane Homelessness solutions
- I feel the City is making a huge mistake altering Rolling Hills golf experience. You brought seniors to the downtown to set up multi generation experience but now you are taking a facility that is used by seniors golfers and inexperienced during the week
- I have reported many problems that need action. Mainly what issues with safety and budge. No one responds.
- I know much needed infrastructure projects are ongoing but it has been extremely difficult to navigate Tempe (at least north of the 60) for months. Seem to be too many projects happening at once
- I would ask them to stop throwing money at the homelessness problem and start considering it two separate problems, homelessness and chronically homelessness and give the police the "authority" to deal with the chronically homelessness problem
- I'D LOVE TO SEE MORE POLICE IN THE SCHOOLS, ESPECIALLY TITLE 1 SCHOOLS. MANY TIMES THESE KIDS ARE AFRAID OF POLICE BECAUSE THE FIRST TIME THEY HAVE SEEN THEM IS WHEN THEIR PARENTS ARE BEING ARRESTED OR THEY'RE BEING TAKEN BY CPS.-I'M THE TEACHER THESE KIDS HAVE TOLD THEIR STORIES TO
- If we want more cyclist then create protected traffic ways for them. Cyclists are not safe at all right now
- immigration
- Implementation of more programs to help the homeless or almost homeless get back on their feet
- Improve city infrastructure.
- improve city streets
- improve city streets & roads
- Improve infrastructure for bicycles - protected bike lanes, dedicated bike or multi-use paths connected to each other and to neighboring cities.
- Improve the downtown traffic problem! The tram line did not improve anything, just made it worse!

- Improve traffic flow throughout the city. Better planning and timing of major road projects.
- Improve water conservation efforts.
- Improved communications including website
- Improvement in our schools
- Improvement of bike lanes around the city
- improvement of Country Club Way north of Southern Ave
- IMPROVEMENT ON THE APPEARANCE OF THE CITY
- Increase police protection to major streets such as Mill Ave and parking/streets adjacent to this area. Basically, I rarely can find a place to park downtown and when I'm there, I just don't feel safe!
- Increase police visibility in neighborhoods
- Increase public transit. Mainly creating more lines for light rail
- Increase water pressure at my house
- INCREASED ASSISTANCE FOR THE HOMELESS
- Increased support for police services
- Infrastructure
- Infrastructure
- Infrastructure
- INFRASTRUCTURE MAINTENANCE
- intelligent traffic lights
- Intersections in Tempe cause an incredible amount of pollution. Cars idling at small empty intersections at night are a waste of time, fuel, etc. Can't we install more roundabouts?
- Is it possible to expand the streetcar to South Tempe to encourage more people to use public transport?
- Is the homelessness situation going to be addressed for Tempe Town Lake and city parks?
- I'VE BEEN HERE SINCE 1990-DOWNTOWN TEMPE NO LONGER HOLDS ANY INTEREST FOR ME-WHATS GONNA BE DIFFERENT?
- jobs
- Keep all neighborhoods safe and clean
- Keep bike lanes off mcintock. Keep on Dorsey and main sue streets
- Keep park soccer field covered by grass without dirty patches
- keep Tempe SAFE!
- keep Temple clean and modern
- KEEP THE TRAFFIC MOVING-TIME THE STOP LIGHTS
- Keeping our neighborhoods clean i.e.. weed control and cleaning up the alley, garbage is over stuffed and pieces fall out when container is being dumped.
- Keeping our street safe and maintained.
- Keeping up with the progress Tempe has gained over the past 10 - 15 years, the city is growing and we need to ensure we take care of the water & services needed
- Kick out all the homeless people back to California. Thank you.
- Kids safety
- Lake development. 3000 meters open water. Drive development around the Lake. Not in the Lake.
- less apartments, less residential, less traffic conditions
- Less building, particularly in the ASU area.
- Let cops bust heads of panhandlers, the vagrants, other criminals elements i.e. gangs.

- Lighting at parks at night
- limit over building of apartments, but establish affordable housing and housing for the homeless
- Limiting the number of short-term rentals in neighborhoods or requiring a minimum of a 30 day stay.
- Looking out for our most vulnerable residents
- Low income housing
- low income housing- homeless population
- LOWER PROPERTY TAXES-HIGHER THAN SCOTTSDALE, PHOENIX, AND PARADISE VALLEY
- Lower the cost of living
- Lowering crime.
- Maintain our great city.
- Maintain the roads
- Make everyone feel safe and welcome
- Make organics recycling program available City-wide.
- Make the city more walkable!
- making rental property keep better yards
- Making the city safer and more accessible to ALL. Bike lanes, safer roads/sidewalks, shelters from the heat, allowing unhoused people to have their temporary shelters. Supporting mental health needs, love the new initiatives with mental health specialists as first responders. We can do more!
- Many families need free help in bringing their residential properties up to landscaping code. Therefore, has anyone proposed that yard and/or alley cleanup be a form of restorative justice for individuals who owe community service hours? Also, Tempe is a wonderful city with many citizens who have talents & experience that is ideal for volunteerism; however, there I don't know how the information is disseminated regarding such opportunities. Together Everyone Makes Positive Effects
- mental health services
- More bike lanes
- more complex to accept section 8
- more emphasis on infrastructure
- More focus on streets, sidewalks and row landscaping
- More frequent trash removal left by beggars on our streets
- more help/solutions to homeless problem so neighbors can use parks again. The parks are becoming homeless shelters.
- More homeless shelters.
- more info about how we conserve water as citizens
- More police officers for Tempe
- More police officers to help get north Tempe back what it use to be a loving neighborhood you were able to use the parks now you can't over run by drugs and homeless .
- More police recruits for Crime but also Driving behaviors. Red light runners. Speeding up on yellow lights. Little respect @ school zones marked 35 MPH during certain hours being ignored. Fighting with traffic engineers over flawed signage, striping, enforcement at main intersections.
- More protected bike lanes on roads with current lanes and roads with no bike lanes yet (Vision Zero)
- MORE TRAFFIC POLICE FOR VIOLATORS AND SPEEDERS

- More use or reclaimed/ wastewater in parks, golf courses and water communities. We have a water reclamation facility (Kyrene facility) severely underutilized. Water is #1 for our future, NOT bike paths, or EV charging stations. With no water, nothing else will matter.
- MORE VISABLE POLICE THROUGHOUT NEIGHBORHOODS AND CITY STREETS
- more workforce/affordable housing
- Most on my mind lately are the proposed arena negotiations. Please have a much overdo dialog with residents about this very important issue. I am disappointed that the process has gone this far without community input.. It feels that the City will do whatever it wants to do. We vote for the Mayor and Council. Aren't our opinions to be represented? The development of that relatively small patch of land is quite important for the city. I am very surprised that it looks like resident feedback will only be asked for when a decision has perhaps been made. This is the first time in my 34 years as a resident of Tempe when I have felt a bit betrayed, left out of the loop, and am wondering if this city is not as great as I once thought. An aside, the behavior of one of the Council members at the televised meeting was disappointing and honestly embarrassing. You can do better!
- My family has only moved to the city just last year and are still assessing the quality of life here, but are generally pleased with it so far.
- My house was burglarized several years back while I was at work. I hope thieves get the proper jail time. Don't want Tempe turning into California where they rob stores and the police let them get away.
- N Tempe Neighborhood streets and pkwy
- Need more Police!
- Need to execute a plan to reduce thefts personal property from homes. My neighborhood has catalytic converter thefts, property thefts,, car break ins, gunfire. Have lived in my home for 32 years. Safety concerns grow. Student rentals that are not taken care of and only cleaned up when reported. Short term rentals. Increased crime and loss of community.
- Neighborhood crime
- Neighborhood safety
- Neighborhood safety
- NEIGHBORHOOD/PARK SAFETY
- Neighborhoods: safety, crime, roads, infrastructure, bus service, respond to noise complaints, maintain city landscape, reduce vandalism
- New pavement on McClintock between Elliot and Warner.
- no more high rise buildings or sports arenas
- No more watering of lawns. You can't drink grass!!!
- No question
- Non ASU driven / controlled / favored status economic / business development
- None at this time.
- Oh Jeez! Such a hard question! I think I'd try and get mental health services for the homeless (the people on the freeways). Just figure out a way to help out the people who have mental health issues besides calling the cops on them.
- Our homeless population
- OUR ROADS
- Our streets are falling into disrepair. Keep our city streets and sidewalks in good repair. Right now, the city is not doing its job.
- Outreach services for people in need of food and shelter

- Outside investors buying single family homes over market to turn into rentals and pricing families out of the market. Related: College rentals violating city code by having too many unrelated renters.
- Overall condition of the housing stock
- Parks
- Pave the streets in Pepperwood neighborhood
- Paving the streets in residential areas.
- Pay attention to parts of the city south of ASU and downtown. I often feel that anything south of Southern is forgotten.
- Pedestrian and bicycle safety
- Pedestrian safety and comfort.
- PEDESTRIAN STOP LIGHTS AT ALL MULTI USE TRAIL CROSSINGS
- PICKING UP LITTER ON PUBLIC STREET, CURBS, ETC ALONG WITH LOITERING IN FRONT OF BUILDING AND STREETS-I LIVE IN SENIOR BUILDING
- Please allow Shady Park to have live events again.
- Please build better public transit that has surrounding pedestrian infrastructure so that people can access it without having to use a car
- please continue to help the homeless
- Please encourage residents who have unkempt and sloppy yards to spruce up their places. It takes a whole neighborhood down.
- Please help Tempe buildings/transportation become more accessible to disabled people. Disability services are essential to many including the young and old.
- Please include ASL interpretation on city videos. You have a large number of Deaf residents and it goes a long way to help people feel included. Captions are not always accessible.
- Please more street lights in the older neighborhoods and no parking in the streets
- Please put bathroom in the Harlson and Hanger parks. Might sound crazy, but so many families visit with children and there are no facilities. Other parks have restrooms.
- Please stop harassing the homeless
- Police
- POLICE AND FIRE DEPARTMENTS WELL STAFFED AND TRAINED
- Police patrol of neighborhoods
- police recruiting
- Police services
- Police services
- Police services
- Police services
- Police services
- Police services
- Police-Citizen Relations.
- Preserve quality over quantity. Quality of life over increasing population.
- Preserving our Democracy!!!
- Preventing theft (from homes, of cars, etc.) non violent crime
- provide more funding to teachers
- public art projects
- Public housing - not just affordable housing. Housing-first policies are essential both to combat existing homelessness and prevent future increases by committing to housing as a human right.
- Public safety

- Public safety
- Public safety
- Public safety
- Public safety, specifically with regards to unhoused persons
- Public Safety/Homeless
- PUBLIC TRANSPORTATION! with gas prices at record highs and pollution at record highs, I would love to not need to own a vehicle and instead get around by biking and busing.
- put money back into the infrastructure on Tempe, city landscaping and streets 85284 zip code are horrible, Warner/Rural area
- Quit jacking up streets by putting in those rarely used bike lanes.
- Realize that liberal/leftists destroy cities, states, and country.
- recycling, composting and making it a fine for people that do not participate
- Red light runners
- Reduce homelessness
- Reduce prevalent dangerous driving.
- Reduce scope of crimes enforced by police to exclude low-level, non-violent crimes like possession of drugs or homelessness or house parties.
- reducing traffic in pedestrian zones
- Reduction of the homeless population in the neighborhoods
- Reduction of water waste from the largest users.
- Reforming, restructuring and re-educating police
- Removal of all the political campaign signage that is creating a blight throughout the city on every street corner and at every intersection
- Remove the homeless from my neighborhood.
- Remove the people begging for money by the highway on and off ramps.
- Rent costs!!
- Rents are too high.
- Pavement of streets. My street is the worst quality as measured by the city. I've had them out multiple times. However, nothing will be done until 2024. It's abysmal. The street erodes from use on a daily basis and it ends up on my sidewalk and driveway.
- Repaving city streets, adding roundabouts
- Repaving neighborhood streets
- Replace aging waterlines that are over 50 years old and starting to leak and break in streets and neighborhoods.
- Resident safety both within and around neighborhoods and businesses .
- Resolving homeless population issues.
- Respect the police and emergency by not defunding
- Resurface neighborhood streets on the schedule which was used previously.
- Review traffic volume on Priest drive north of I60 to Broadway road, the traffic volume has increased greatly. And add speed humps on the Peterson Park neighborhood to reduce speeding of vehicles passing they to avoid traffic on Southern
- ROAD REPAIRS-ELLIOT ROAD IS A DISASTER
- ROAD WORK/CONSTRUCTION
- Safety
- Safety
- Safety

- Safety
- Safety from homeless and catalytic converters theft
- SAFETY IN PARKS AND ALONG CANAL
- Safety of families, neighborhoods and schools north of baseline
- Safety of the citizens
- Safety, specifically around the unhoused population.
- Safety. Some areas of Tempe are getting scary.
- Safety of City including City complexes, parks and neighborhoods.
- saving energy
- Sealing the cracks in the streets, or resurfacing, the streets in my neighborhood - Round Valley neighborhood.
- See my comment on Western Canal. Only major complaint
- service system
- SERVICES FOR FAMILY CAREGIVERS OF ELDERLY
- Services for older adults
- Services for older adults (50yrs+)
- Services for the elderly.
- Services for the homeless
- Services to the homeless population
- SEWER SMELL
- shaded pathways / design solutions for more shade in the city
- Sharing information with the public and making sure messaging is accurate, especially to low income and homeless individuals.
- Short term rentals
- Sidewalks on Roosevelt between 13th and Broadway. Thank you.
- slow down traffic
- Slow the rate of skyscrapers being built and the rate of ASU expansion, and focus those resources and maintaining and preserving older residential neighborhoods.
- Slowing down traffic speed
- Social Services - so many people are suffering and struggling right now and so many problems are stemming from or being made worse because of it.
- Social services for homeless
- Social services for our houseless neighbors.
- Social services for the homeless/affordable housing.
- Social services to combat inflation and housing costs.
- Solar on as many places as possible!
- somehow make it safer to drive around the street car tracks, it's an accident waiting to happen , especially when wet !
- SPEED CONTROL AT BROADMOR AND RURAL ROADS
- Speed of road construction projects
- Speeding traffic
- Stop all the building
- Stop allowing billion dollar companies to be tax free and raising taxes fees, etc.
- Stop allowing simultaneous construction on major city streets! Too much construction, too many delays, too many frustrated drivers taking dangerous chances.
- Stop approving apartment building development

- Stop building on Tempe Town Lake and limit growth for the one percent
- Stop building! The luxury junk going up is too expensive and the desert cannot handle this!
- Stop drag racing on McClintock.
- Stop funding sport stadiums
- Stop on street parking on Mill Ave, restore 2 lanes of traffic in each direction. With 1 lane in each direction, there was no need to build a second bridge over the Salt River.
- stop permitting high rise buildings & blocking access (free parking) to Tempe Lake
- Stop the liberal drift and enforce constitutional law.
- stop trying to make Tempe look like a suburb of Los Angeles
- Stop with affordable housing. It being in the criminals who don't take care of their surroundings.
- STREET MAINTENANCE
- Street Maintenance
- Street Maintenance residential and major streets.
- Streets
- Streets
- Streets
- Streets
- Streets are failing-fix them.
- Support our police and increase their salaries and better care for families if hurt on the job.
- Support services for the number of people experiencing homelessness in Tempe, which (anecdotally) appears to have increased in the last year.
- Sustainability
- Taking care Homeless people
- Taxes and tax breaks
- Tenant rights
- The amount of homeless/transient persons. Create more resources to find them affordable housing.
- The congestion of new building and residents downtown and ASU has created real traffic problems in the along Mill, University, Rural and Apache. I attend church and often shop in the old Tempe--but the traffic (and parking) is terrible!
- THE DECLINE OF SOUTH TEMPE, THE MANY EMPTY GROCERY STORES. STOP FOCUSING ON DOWNTOWN AND FOCUS ON SOUTH TEMPE
- the great increase in homeless people on the streets
- THE HOMELESS
- The Homeless problem!
- The homeless situation would be super important because not just to assist those wanting out of it but don't know how or anywhere to start a lot of them are mentally unstable and make up a large percentage of those committing the assaults, threats etc. Addressing this would make the incidents we see on citizen app and the ones we don't a lot less. Make our beautiful city safe again.
- The overall condition of the downtown area.
- The streets in the Gilliland neighborhood ate nearly dirt it's shameful!?!??
- the water crisis
- The water supply

- This is a dumb question. There is no one thing unless you are an old grouch with a pet peeve. My main concern is the same as most homeowners which is property value of my home. The city must do many things right to make it a desirable place to live.
- To be inclusive regarding public health and allow for ALL to participate in the city at all levels including going into gov buildings regardless of one's health status. The path of a health passport and medical devices upon one's face to gain entry or it is forbidden needs to be eliminated from Tempe's policies immediately. We have gone to other cities who are more inclusive to do things such use public pools, libraries and parks.
- To focus more development in the south Tempe burbs
- to get the homeless out of here
- To improve public safety, incorporating and partnering with behavioral health specialists, implement community policing practices.
- to make valley metro transit underground so the light rail could be faster and avoid Tempe traffic
- To train police officers to respect the public
- Too many homeless on streets, kick them out of Tempe
- TOO MANY UNSOLICITED PHONE CALLS, WARRANTIES, HOUSE BUYERS ALL COMING FROM PUBLIC RECORDS-WHERES THE PRIVACY
- Traffic
- Traffic
- Traffic
- Traffic delays every where u turn there is delays!
- Traffic safety
- Traffic safety
- TRAFFIC SAFETY MORE ROUNDABOUTS PROVED TO REDUCE RED LIGHT AND INTERSECTION ACCIDENTS
- Traffic safety for bikes and pedestrians
- traffic, pollution
- transients, tweekers
- Trash
- TREES
- Unhoused people living on the streets, in parks, along the freeway etc.
- unknown
- Unsheltered population
- update Ken McDonald Golf Course
- Upgrade infrastructure
- Vacant grocery retail space south Rural Road. Whole Foods, Albertsons, Neighborhood Market (Walmart).
- Vagrants and Gun related crimes
- Water concerns for all of our future. All the building and influx of water needs is concerning.
- Water conservation
- Water conservation
- Water conservation
- Water conservation
- Water conservation
- Water conservation

- Water conservation
- WATER ISSUES
- Water reclamation. We WILL soon be in a water crisis. Use MORE effluent!!!!
- Water use/better use of reclaimed water
- WATER USEAGE
- What are we doing to ensure the safety of our community with regards to the increase of drug/homeless people seeping into our neighborhoods and literally back yards?
- What can you do to help drug addicts living on street and crime is increasing because of it.
- What is being done for affordable housing?
- What plans are in place to maintain a steady traffic flow with all of the new buildings being erected in and around Rio Salado Parkway?
- When will the city compost be available again?
- Where can the homeless go to and not be harassed
- why a street car?
- Why are there so many homeless people wandering down my street all the time?
- Why are we spending all of our money on mill ave Tempe needs improvements citywide
- Why does a much larger city like Chandler seem to be able to re-pave their streets while the much smaller Tempe streets continue to degrade?
- Why has the council only given lip service to supporting the live music scene. Never backed up venues when they've had issues. Only did something after the fact when it's too late. Optics. Not actions. Walk the walk. The councils words have meant nothing for a long time
- Why is mill ave so terrible
- Why should it be any of the cities business if I park my work trailer in my driveway when it's not in use? It's my property on both accounts and does no harm to anyone. It's a city ordinance that is over reaching and unfair to small business owners like myself.
- work on hiring more counselors for 190K ppl. Continue sliding scale fee
- Working to reduce the number of people experiencing homelessness in the city.
- Would like study to see if 5G and smart meters do or do not harm health.

Q15a. Which single communication tool do you use most often to get City information?

- 311 app
- 311 app
- 311 app
- 311 app
- 311 app
- 311 app
- 311 app
- 311 app
- 311 app
- Aggregated websites and the Tempe Today magazine.
- Arizona Republic
- Arizona Republic newspaper
- AZ Central
- AZ Central
- AZ Central
- AZ Republic
- AZ Republic
- brochure/social media FB events
- Bulletin
- Cellphone
- Channel 11
- City email
- City email
- City email subscription
- City email subscription
- City email subscription
- City email subscription
- City email subscription
- City email subscription
- City email subscription
- City email subscription
- City email subscription
- City emails
- City emails
- City emails
- City emails
- City emails
- City emails
- City meetings
- City social media
- City social media
- City Videos
- City website
- City website
- City website
- City website
- City website

- City website
- City website
- City website
- City website
- City website
- City website
- City website
- City website
- City website
- City website
- City website
- City website
- City website
- City website
- City website
- City website
- City website
- City website
- City website
- City website
- City website
- City website
- City website
- City website
- City website
- City website
- City website
- City website
- City website
- City website
- City website
- City website
- City website
- City website
- City website
- City website
- City website
- City website
- City website (but usually after prompting from the water bill newsletter)
- Computer
- Computer
- Computer
- computer website
- Computer, city website
- Council emails
- Email
- Email
- Email
- Email
- Email

- Email
- Email
- Email
- Email
- Email
- Email
- Email
- Email
- Email
- Email
- Email
- Email
- Email from city
- E-mail from City of Tempe
- email lists
- Email newsletter & Tempe Today
- Email newsletters
- Email newsletters
- Email notification
- email or printed materials
- Email or text
- Email subscription
- Email subscription
- Email subscription
- Email subscription
- email thru utility billing
- Email, Facebook
- emailed newsletter
- Emails
- Emails
- Emails
- Emails
- Emails
- Emails
- Emails
- Emails
- Emails from friends
- Emails from the City
- Facebook
- Facebook
- Facebook
- Facebook
- Facebook
- Facebook
- Facebook
- Facebook
- Facebook
- Facebook
- Facebook first and then look it up on city websites

- Facebook/Instagram
- Friends
- google
- google/SRP
- H2O BILL
- Happenstance-if I hear a ad I may look it up.
- I continue to love that water bill flyer. LOVE IT.
- I don't want communication from the city, it is a waste of time and money, most of the above services should stop and never exist in the first place.
- I get an almost daily email from the City of Tempe that pretty much keeps me informed.
- I'm not proactive about looking for city information unless I have a specific need. So I may not be aware of some services unless a friend mentions it on social media or it comes in the mail as a flier.
- Instagram
- Instagram
- Instagram
- Internet
- Internet
- Internet
- Internet
- Internet
- Internet
- Internet
- Internet
- Internet
- Internet
- Internet
- Internet
- Internet
- Internet
- Internet
- Internet
- Internet
- Internet
- Internet
- Internet
- Internet
- Internet
- Internet
- Internet
- Internet
- Internet
- Internet
- Internet
- Internet
- Internet and city web pages
- Internet news
- internet via cellular device
- list serve
- Local news
- Local news
- Local news and friends

- Mail
- Mail
- Mail
- Mail
- Mail
- Mail flyers
- Mail from City
- Mail received
- Mailed information
- Mailed out Tempe today
- Mailers & TV
- Mailings with bill
- mobile app
- Mobile device streaming media and newsletter
- Monthly city brochure , I guess it's the water bill
- Monthly water bill.
- News
- News
- News channel 3 tv
- News media and paper as well as city
- Newsletter
- Newsletter
- Newsletter
- Newsletter
- Newsletter
- Newsletter
- Newsletter
- Newsletter
- Newsletter
- Newsletter
- Newsletter by a private company that gets delivered in my mail.
- Newsletter enclosed in the water bill
- Newsletter in my water bill.
- Newspaper
- Newspaper
- Newspaper
- Newspaper
- Newspaper
- Newspaper
- Newspaper
- Newspaper
- Newspaper
- Newspaper
- Newspaper
- Newspaper
- newspapers - wrangler, independent
- Newspapers & Utility Bill newsletter
- Nextdoor
- Nextdoor

- Nextdoor
- Nextdoor
- Nextdoor
- Nextdoor
- Nextdoor site. City posts there, Police also now, neighborhood services, ADOT, County. Lots of info on Nextdoor site.
- Nextdoor-City parks
- Nikki Ripley's Tempe Today
- NPR
- Online
- Online
- Online
- Online
- Online and regular mailed items
- Online news
- Online or brochure
- Phone
- Phone
- Phone
- Phone
- Phone
- Phone
- Phone
- PRINT, WEBSITE
- Pyle Center Brochures!
- radio
- radio
- radio
- radio
- Radio
- Received postcards, but will try Tempe 311 app
- Recreation opportunities
- Redes sociales
- Same as above
- smart phone
- smart phone
- Social media
- Social media
- Social media
- Social media
- Social media
- Social media
- Social media
- Social media
- Social media
- Social media
- Social media
- Social media
- Social media
- Social media
- Social media
- Social media

- Tempe website
- Tempe.gov
- Tempe.gov
- Tempe.gov
- Tempe.gov
- Tempe.gov
- Tempe.gov
- Tempe.gov
- Tempe.gov
- Tempe.gov
- Tempe.gov
- Tempe's department twitter accounts.
- THE CITY'S WEBSITE
- the daily emails from the city. BUT -- why not include the Tempe Today with the emailed copy of our water bill? That used to be the easiest source of info, & we now get the bill emailed but no copy of Tempe Today.
- The internet.
- The new community newspaper
- The newsletter that comes with my monthly bill
- The Wagner News
- The water bill (Tempe Today)
- The water bill inserts
- The water bill inserts
- The website
- TV
- TV
- TV
- TV
- TV
- TV
- TV
- TV
- TV
- TV
- TV news
- TV news
- TV news
- TV news
- TV news
- TV news
- TV news
- TV news
- TWITTER
- Utility bill
- Water bill
- Water bill
- Water bill

- Water bill
- Water bill
- Water bill
- Water bill
- Water bill
- Water bill
- Water bill
- Water bill
- Water bill
- Water bill
- Water bill
- Water bill
- Water bill
- Water bill
- Water bill
- Water bill
- Water bill
- Water bill
- Water bill
- Water bill
- Water bill
- Water bill
- Water bill
- Water bill
- Water bill
- Water bill
- Water bill
- Water bill
- Water bill
- Water bill
- Water bill
- Water bill
- Water bill
- Water bill
- Water bill
- Water bill
- Water bill
- Water bill
- Water bill
- Water bill
- Water bill
- Water bill
- Water bill
- Water bill
- Water bill
- Water bill
- Water bill and city website
- Water Bill and The Tempe Independent newspaper
- Water Bill Newsletter is awesome
- Water bill newsletter Tempe Today
- Water bill newsletter Tempe Today
- Water bill newsletter. I went back to paper billing so I could receive the newsletter; finding anything online as precise was a monumental task.
- Water Bill Newsletter; very nicely done and packed with useful information (reminded me to take this survey).
- Water bill or postings at golf courses
- Water bill pamphlet
- Water bill. Neighborhood association

- Website
- Website
- Website
- Website
- Website
- Website
- Website
- Website
- Website
- Website
- Website
- Website
- Website
- Website
- Website
- Website
- Website
- Website
- Website
- Website
- Website
- Website
- Website
- Website
- Website
- Website
- Website
- Website
- Website
- Website
- Website
- Website
- Website
- Website
- Website
- Website - Sometimes it is wonderful. If I have to use "search", I find it is pretty useless for finding what I am looking for. I also think the calendar could be much better and more up-to-date than it is.
- Website and flyers
- Website for city
- Website when needed
- website(s) (tempe.gov and individual Tempe agency websites of interest)
- websites - but often information is limited, not always updated (lack of staff time? limited space on web?)
- Weekly news letter
- Word of mouth
- Word of mouth
- Wrangler News

- [Wrangler News](#)
- www.tempe.gov
- www.tempe.gov

Q20. What THREE things about Tempe are you most proud of?

- 1) Climate Action Plan (but, a plan doesn't necessarily get IMPLEMENTED, and that is what is critical) and Valley leadership related to sustainability. 2) Public spaces are inviting to all. 3) Neighborhood Services does a fantastic job helping the community learn how to work effectively with the city.
- 1) Diverse population. Parks and gathering areas. Always something to do, education, recreation, shopping, entertainment, etc. Historic Mill Avenue area including the Hayden Flour Mill building still being there. 2) A.S.U. and the way it has changed from the #1 party school in the U.S. to a quality University. 3) The diversity of life and acceptance of the people in the area. I can get so many places just walking, and even more using public transportation. 2) The city council is diverse and celebrates diversity. 3) Tempe seeks feedback from residents and really seems to care about residents and not just giant corporations.
- 1) Liberal. 2) College town. 3) Diverse.
- 1) The home to ASU. 2) Well managed city. 3) Tempe Town Lake.
- 1) transparency/inclusive/friendly; employees I interact with are always friendly and supportive. I really appreciate that. 2) accessible; great outdoor spaces - downtown mill; Tempe Town Lake; city parks . . . 3) humble and hungry. I so appreciate that you ask for our input and include us (neighbors in Tempe).
- 1. thankful we bought early so we could afford to live here. 2. small town atmosphere in city. 3. good schools.
- 1. Our city mayor tries very hard to keep us safe 2. We have a good enforcement group 3. We are growing.
- 1. Affordability for living in a major metropolitan area (rental costs, groceries, transportation, etc.). Access to arts, cultural activities, an array of parks and recreation for a variety of interests. (For the most part), Tempeans are SMART, proactive, forward-thinkers (we tend to vote in favor of most bond issues to get things accomplished and make our city a better place to live, work and play). Amount of inexpensive programs for all ages 2. Tempe brochure 3. online registration
- 1. Diversity of City Council. 2. Environmental focused policies. 3. Quality of life
- 1. Feel very safe in my community. 2. Streets are in good condition. 3. Police officers are wonderful.
- 1. Fire services. 2. Library. 3. Parks
- 1. I love how clean the city is. I always get comments on it from out of town guests. 2. opportunities to shop and dine out. 3. I love all the green spaces we have in the city. We have lots of parks and walking/biking paths which encourage a healthy and active life.
- 1. It's the most walkable city in AZ. 2. The young and fun energy is brings. 3. Intention to be inclusive.
- 1. It's a progressive community. 2. Sustainability is on the City's radar (could do more). 3. City council and mayor are representative, approachable and progressive"
- 1. Kiwanis park multi racial and generational use and maintenance of facility. 2. Education system (public). 3. Diversity of the city.
- 1. Location. 2. Convenience of businesses/services. 3. Tempe Town Lake.
- 1. Parks. 2. Walking and riding parks. 3. Image of south Tempe.
- 1. Recreational facilities (parks, ballfields, Town Lake). 2. Economic development. 3. Community classes, sports, fine arts, music.
- 1. Safe neighborhood. 2. Waste pick up/recycling. 3. Parks.

- 1. Tempe police- but why don't they enforce traffic laws. They're never around when you want them. 2. Traffic is not backed up in most areas. 3. To my knowledge, crime in my area of town is almost non-existent.
- 1. The friendliness of the people in Tempe. 2. Tempe Market Place. 3. Tempe Town Lake and the Parks.
- 1.) Inclusion of all individuals. 2.) Preservation of older residential neighborhoods. 3.) Art and Social gatherings.
- A diverse City Council. ASU
- ABLE TO WALK A LOT OF PLACES/ LOTS OF TREES ; LOTS OF THINGS TO DO
- ABSOLUTELY NOTHING. I HATE IT MORE THAN BEFORE.
- Access to leadership. Financial stability. Citizen involvement.
- Access to Valley of the Sun: airport, freeways, bike/canal paths, work, etc. Feels like I have access to everything in close proximity.
- Accessibility /centralized. Diversity. Tempe town lake area.
- ACCESSIBILITY TO BUSINESSES-FOOD, CAR SHOPS, BANKS, GAS, ETC WIDE VARIETY OF HOUSING WANTING TO RENOVATE AND UPKEEP FACILITIES
- Accessibility, dedication, and innovation
- active community, growth, diversity
- affordable housing/projects. Parks & Rec programs Fire dept & medical
- all it has to offer, diversity
- AMENITIES
- APPEARANCE SIGNAGE RESTRICTIONS CONSISTENCY
- APPEARANCE OF HISTORIC AREAS. ASU AND IT'S SURROUNDING AREA. DOWNTOWN AREA.
- Appearance. Homeless outreach. City government.
- ART ACTIVITIES LAKE
- ARTS RECREATION HISTORICAL AREAS
- Arts & Culture, Tempe appearance, city services
- Arts and music scene. Historic places (Petersen House, Hayden Flour Mill, Danelle Plaza). Neighborhood grant opportunities.
- Arts, community, library services.
- Arts, parks, events
- ASU
- ASU
- ASU and the Coyotes arrival
- ASU campus. The parks that have been redone. ASU landscaping. Business diversity. Cultural tolerance.
- ASU Tempe Marketplace. Restaurants. ASU Tempe town lake fishing lakes on Indian bend wash.
- ASU. City government that is trying to keep Tempe a good place to live.
- ASU. Diverse population. Library.
- ASU. Diversity. Sun Devils.
- ASU. DIVERSITY. TEMPE CENTER FOR THE ARTS.
- ASU. Used to be a great family place until the city of Tempe refused to address homelessness and the resulting crime rate.
- ASU, city government, diversity
- ASU, arts, small size but well known

- ASU, Beauty, Progressiveness
- ASU, DIVERSITY, MAYOR WOODS-YOU ROCK!
- ASU, free public transportation, Tempe Town Lake
- ASU, Kiwanis park, town lake complex
- ASU, Location, amenities
- ASU, location, weather
- ASU, parks, location
- ASU, public parks, community garden
- As, shopping, friendly people
- ASU, Tempe library and recreation areas, and businesses.
- ASU, Town Lake and quality of new commercial construction downtown
- ASU, Town Lake, It's potential
- ASU, Waterfront, Mill Avenue
- ASU. parks, social services
- ASU. Parks. Library
- ASU. Community. Known around the world.
- ASU; DIVERSITY OF POPULATION; ISLAND OF EDUCATED PEOPLE
- ASU; DOWNTOWN; TREES
- ASU-I THINK TEMPE IS GENERALLY THOUGHT OF AS A VERY DESIRABLE PLACE TO LIVE, EARLY HISTORY
- attempt to blend the old and new. commitment to education. Willingness to improve.
- Attention to social services and Tempe community council. Diversity, inclusion, and equity as a city priority. Sustainability focus.
- Awesome public schools/teachers. Sense of community. Diversity.
- BEAUTIFUL CITY FRIENDLY PEOPLE NOT TOO BIG
- Bicycle paths. Diversity. Parks
- Bus lines, Close to stores, nice people
- Can't think of any.
- Central located, freeways, home value.
- Central Location in the tri-city metro area. Small Community feel. Friendly Neighborhood.
- Central location, diversity, architecture & technologically advancement
- changes of the parks to update. Finally update Peterson park.
- City council members and mayor, Good job!
- City council responsiveness to residents, attempts to deal with homelessness, cultural diversity
- City council, ASU, schools
- city design, order/peace. public amenities
- City government, As, schools.
- City image. Schools. Bike paths.
- City seems to truly care about residents. Quick response to concerns. Enlightened environment.
- clean recycling
- Clean family suburb. Inclusive and diverse. City council listens to residents.
- Clean safe green
- Clean streets; access to shopping and restaurants
- CLEAN THROUGHOUT; FEW SLUM AREAS; FRIENDLY NEIGHBORHOODS
- Clean. Recreation. Services.
- Clean. Tempe town lake. Businesses.

- Cleaner Politics than most
- Cleanliness. Crime rate. Police department.
- Cleanliness of city. transportation services. Parks.
- cleanliness of properties kept up
- CLEANLINESS OF STREETS QUALITY OF POLICE SERVICES MAINTENANCE OF OPEN SPACES
- Cleanliness, ASU and diversity of retail businesses available
- Cleanliness, business community, diversity
- Cleanliness, safety, good government
- CLEANLINESS; WELL DEVELOPED; FRIENDLY
- Cleanliness, ASU, Clark park
- Close knit community, ASU, diversity
- Close to airport, Tempe town lake, availability of stores.
- close to everything, good property values, low crime
- communication, public transportation.
- Community
- Community culture, diversity, business/economy.
- COMMUNITY EVENTS; COLLEGE VIBE; GROWTH
- Community feel, ASU, and always trying to be better.
- Community, Safety, and our Mayor
- Connection with ASU, honoring our history with the example of saving the Flourmill, biking and public transit emphasis. If I could add a fourth I'd say Rio Salado.
- convenient location, close to Phoenix, airport, schools, chopping & entertainment
- Corey is doing a great job with all the things of running a city come at him.
- Corey Woods and our measure of diversity, ASU & Michael Crows work, Tempe Town Lake
- Cory Woods, History of town
- Cost of Living
- CULTURE AND GENERALLY SAFE
- culture, recreation areas, recycling
- Cycling community.
- Development of downtown mill Ave. Appearance of the city and parks. Amenities to help citizens.
- Development of public transport. Public bike paths Diversity of food options
- Development, entertainment, neighborhoods
- Difficult to list as Tempe is a fine community . we have lived here since 1969
- diverse, progressive, caring I say despite the highest taxes, Tempe is a great city to live in
- Diversity
- Diversity. Environmental awareness. Trees.
- Diversity. Tempe town lake. Papagos.
- Diversity and expertise of city council members. Efforts toward sustainability in the face of climate change. Wide range of services available for residents and visitors.
- Diversity and inclusion, Parks, progressive council
- diversity and safe from most hate crimes
- diversity focus. sustainable focus, people
- diversity in neighborhood and city reps, parks without transient problems
- Diversity in people, mobility\transportation, strong economy
- Diversity in population and age.

- Diversity in population, job opportunities, parks
- Diversity of city government. Independent businesses. Interesting character--not all neighborhoods or houses look there same, there is a lot of freedom of design and expression.
- Diversity of government leaders, real estate values, convenient city services
- Diversity of population, progressive political leadership, quality of public services.
- Diversity of the leadership. Continued efforts to improve in all areas. Welcoming attitude toward university students, transplants and visitors.
- Diversity of the population; arts; education
- Diversity! Our school (Broadmoor). Character of people in Tempe.
- diversity, town lake
- Diversity, amenities and location
- Diversity, art, community
- Diversity, broad minded, fun city
- Diversity, commitment to sustainability, safety
- Diversity, community, public programs
- Diversity, Fire Service, Parks
- Diversity, friendliness, and the feeling that the politicians are my neighbors
- Diversity, liberal attitude, disability accessibility
- Diversity, low crime, easy access to shopping, restaurants, etc.
- Diversity, options of things to do, ease of getting around on multiple different forms of transport
- diversity, positive image, ASU
- Diversity, public transportation, Covid response
- Diversity, public transportation, services
- Diversity, quality of parks, quality of recreation programs
- diversity, schools, parks
- diversity, the arts, Mayor and Council
- diversity, tolerance, parks and recreation and library
- diversity, variety of services, transportation
- DIVERSITY; QUALITY OF LIFE; MULTIPLE COMMUNITY PROGRAMS
- Downtown district, Tempe Orbit bus
- Downtown Tempe. The Lakes. Tempe Town Lake.
- DOWNTOWN-MILL AVE; TEMPE CENTER FOR ARTS; CITY PURCHASE OF VACANT LAND TO BUILD AFFORDABLE HOUSING
- Ease of getting around if you are not in the core of downtown. Central Tempe, as far as traffic goes is always a nightmare.
- Ease to get around, types of businesses, variety of things to do
- East Valley Central Location
- easy to move around the city. Downtown area, beautiful library
- Economic development, ASU, diversity of population
- Economic Growth, Sustainability, Effective and highly functional public transportation
- Education opportunities. Dining, entertainment venues. Diversity.
- educational community vibe with ASU, Centrally located by freeways, easy access, Mill Ave- historical preservation downtown
- Embracing of change, geography, and diversity.
- Family friendly & progressive atmosphere.
- Feeling of being safe. Arts and culture availability. Cleanliness.

- Feeling of community, efforts toward improving alternative transportation, access to arts and activities
- Fire Department personnel and emergency response . Services and facilities available at Pyle Center and other senior centers. Green spaces for recreation (but we need more.)
- Fire dept., the only one
- Fiscal responsibility. Social services. Parks.
- focus on diversity/equity. Weird local culture. More progress on nature of the electorate.
- Focus on sustainability; the Town Lake (although it needs a lot more trees); Covid support
- forward thinking government, focus on the arts, sense of community
- Free buses. Walkability of Mill Avenue. Progressive politics.
- Free busing services.
- Free Orbit buses!
- free orbit, parks
- Friendly neighborhood
- Friendly neighborhood atmosphere. Single family home neighborhoods. Neighborhood parks.
- Friendly neighbors; area's appearance; pride in home appearance
- Friendly town. Clean. Safe
- Fun shops and restaurants. small business opportunities. clean, safe city with great police, Fire, etc.
- General pride in the city!!! Resident participation in activities and ease of accessing city locations and events!
- Golf courses youthful attitudes town lake
- GOOD PARKS AND TRAILS DURING THE DAY; GOOD LIBRARY; SOME OF THE MIXED USE DEVELOPMENTS
- GOOD POLICE RESPONSE AND INTERACTION; GOOD RESPONSE FROM CITY UTILITY WORKERS; PUBLIC TRANSPORTATION
- Good quality of life. Good selection of restaurants. A population accepting of others.
- Good traffic grid, land use, Tempe town lake
- Grady Gammage. Tempe Marketplace. Tempe beach park- south side.
- Great bike lanes. Recycling. No HOA.
- Great location. Sense of community. ASU student.
- Great metroplex location. My neighborhood has green grass and trees. My neighborhood has low crime.
- Great place to live. ASU. Good people.
- Great place to live but getting over crowded near ASU and traffic + parking sucks so better start planning ahead!
- Great public buildings. Recycling. Outdoor beautification.
- Growth. Senior centers. City services.
- growth, community, ASU
- growth, opportunity, appearance
- Have lived here for 60 plus years. Most of it has gone well, now the city has created handicaps to getting improvements made.
- help the homeless, training programs . Fire Department
- higher-education community, technology and research, home prices stay aggressive
- Historic preservation, diversity of population, and economic development
- Historic Preservation, Support of Live Music, Diverse Nightlife

- History and strengths. Innovation and inclusion with ASU presence. Ability to PIVOT to meet needs of residents.
- History, Age Diversity, Events
- History. Convenience to surrounding areas.
- Household waste disposal, recreation facilities, orbit transportation
- How it's stayed 'Tempe' and not turned into a clone of Phoenix.
- How Tempe helps people in need
- HOW WELL TEMPE IS RUN SENSE OF COMMUNITY QUALITY OF THE SCHOOLS
- How well the city is run. Fire dept. Police dept.
- I ALWAYS LIKED THE IDEA THAT TEMPE IS A COLLEGE TOWN; IT WAS FAMILY ORIENTED. IT TRIES TO MAINTAIN A GOOD QUALITY OF LIFE
- I am proud of the new streetcar, the Tempe Sister Cities Program, and the possibility of the Coyotes building their new stadium here.
- I feel I am close to everything I need and want.
- I have enjoyed living in Tempe for 40 years.
- I like Tempe and have been a resident for over 40 years. I like that Tempe has some programs like Tempe Cares and for dementia/altimerz
- I love living here, I like our programs for my kids, I think our schools are great (although teachers need to make more), and I feel safe here.
- I love our transportation options, dedication to diversity, and commitment to sustainability.
- I love Tempe! It seems fairly liberal. Central location within Phoenix and Maricopa county. I feel safe here and I love my home and neighborhood and community.
- I love that's it's a big city that feels like a small one. Everything I need is within a 2-mile radius. My kids both went to nearby ASU. Been to Tempe Town Lake a few times, very nice to have water in the desert.
- I really like the response of the city when you call Tempe 311 the problems or questions are taken care very quickly. I like our neighborhood park near Fuller school. We have an active neighborhood association.
- I spent my first 25 years here, moved away for 25 and just recently returned to be near family. This is my pov. I'm most proud to call this my hometown raised here in the 70's and 80's. Diverse community, college town. To me it's still small town feels.
- I think Tempe 311 is outstanding in its ability to connect citizens to municipal departments although the city departments will sometimes ignore citizen concerns (especially sanitation). I think Tempe is moving in the right direction in terms of providing safe pedestrian paths that are detached from major roadways although they prioritize this development in the wealthy areas of town. I think that Tempe's messaging regarding sustainability is good. But additional city codes are necessary to restrict frivolous water use both residentially and commercially.
- I work and live in the community. I utilize the classes offered through the city.
- I'm a native. Arizona state University. Intelligence of our mayor.
- I'm proud of South Tempe the safety and quality of life. I am proud of the updated parks and facilities such as the library. However, Downtown Tempe has deteriorated from a cozy town to a town that looks inhospitable and caters to people without cars. There is very little parking near the shops or restaurants. Businesses close in downtown Tempe all the time; a person has to go to Tempe Marketplace instead. The huge, tall buildings in downtown are very close to sidewalks, there are no trees or easement from the traffic. It looks like it wants to be New York. Tempe seems to cater to the homeless more than the tax paying citizens.
- I'm too old for this

- Inclusion and diversity
- Inclusion, climate conscious, family friendly
- inclusive & progressive, mass transit is a priority, ASU
- Inclusive community, vibrant arts culture, accessible parks
- Inclusiveness, public transportation options, bulk pick-up.
- Inclusivity, overall quality of life, access to and connections with public officials
- INFORMATION AVAILABILITY-MUNICIPAL; APPEARANCE-OVERALL; PUBLIC TRANSPORTATION
- Integration with ASU, forward thinking policies, quality of life including parks, library, etc.
- investment in parks. PD returning to beats instead of zones/areas. Not completely caving to the woke mob, yet respectfully listening and addressing real issues if/when they exist (being fairly balanced).
- it is inclusive and realistic about the future. Orbit, parks
- It's a very clean and well- planned city.
- It's history, character, town lake area
- It's just a really livable, diverse city. I like the biking, the parks, the free transit system.
- It's peaceful, quiet. My friends enjoy coming here.
- It's a health forward city with a lot of great places to eat and shop...people are great and it's a great place to live!
- Its diverse population. Its investment in transit. ASU.
- Its diversity. Its transit programs. Its parks and rec programs.
- It's diversity, cleanliness and recreational programs
- It's hard to say now days. It's becoming expensive while small businesses are dying all while parts of the city have deteriorated and drugs are quickly taking over. You're so worried about inclusion that homeowners are suffering from people stealing off our front porches and stealing things from our yards. Break-ins will only increase as the population does. People are moving away because the city is headed in a weird direction.
- It's location and easy access to freeways to get to other parts of the valley to spend my entertainment dollars.
- I've lived here almost 40 years, & I can't even say I'm proud of Tempe Town Lake. When it was proposed, we were promised "plenty of access" to the public. Today one can't get near the south side without paying for parking in some garage or walking from a distance. The City has not lived up to its promises for public access. Also, the one thing we are lacking, as I look at my options as an old person to stay in Tempe, are living facilities for senior adults. Frankly Tempe isn't really a friendly place to be an old person --- so about all I can say is I'm proud of Tempe Center for the Arts (but I can't easily access it due to no good way to get there if I can't drive & there's no close by parking for old & handicapped people.) . I'm not sure I'm proud of Tempe anymore.
- I've lived in Tempe most of 44 years and I like living here. It's the right sized town for my needs and has most everything I look for in a town.
- I've lived in Tempe since I came to go to ASU in 1970. I have moved from homes near the college to where I am presently in S. Tempe. I love my neighborhood which is south of Elliot and west of Rural. The streets are clean and the landscaping is beautiful off Rural and going down Warner. I've lived in the same house for the last 41 years and unless they put some high rise structures in or around my neighborhood, I will continue to live in this area.
- landlocked. Image. Love it here.
- Landscape of personal and public property. Public transportation. Bike friendly.

- landscaping along streets. response of police and fire dept. light rail and rapid transit and all public transportation.
- Leadership communication beautiful buildings on the
- Leadership seems to understand the importance of sustainability
- Leadership. Diverse leadership. Opportunity. Inclusion.
- Less reliant on cars. Walkable.
- Liberals
- Library. Parks. Cultural opportunities.
- Library, TCA, Public Art
- Little to no graffiti. Safe neighborhoods. Local access to shops, food, stores.
- Living in South Tempe. Parks. Continued maintenance of city, streets, etc.
- location
- LOCATION SHOPS AND RESTAURANTS PARKS
- Location. Recreational opportunities. Bike friendly.
- Location, appearance, things to do
- Location, ASU and quality of life.
- LOCATION; LOWER CRIME; SHOPPING IS CLOSE
- Looks generally good. Many friendly people. ASU.
- Lots of things I'm not proud of. It's still a good place to live. For now
- low crime, cleanliness, traffic flow
- low crime. near events. clean environment
- MILL AVE; UNIVERSITY; FREEWAY ACCESSIBILITY
- Mill avenue and music. (Old people should not buy condos or homes around Mill Avenue and University young people with good music only). Location by freeways. Assortment of restaurants.
- Modernity.
- Modernized. Pleasant atmosphere. Good place to raise children.
- MORE PROGRESSIVE THAN OTHER AZ CITIES; CHARACTER-PERSONALITY; RESPONSIVENESS TO CITIZENS
- Most of what made me truly love about Tempe has been replaced with all the high rise in down town Tempe. You have taken the history and flushed it. You no longer can see A mountain in any direction.
- Mountains! Papago Park & Botanical garden, beauty of the city, great bars & restaurants
- municipal parks, TCA, Fire/police depts.
- My ability to participate in boards and committees.
- MY EMPLOYER, DOG PARKS
- My neighborhood (Mitchell Park/Maple Ash), ASU, wealth of things to do.
- My neighborhood, schools, bike paths
- neighborhood services staff are GREAT to work with. biking/walking trails. PYLE center opportunities.
- Nice downtown area with continued development. Parks and recreation in my neighborhood are well maintained and utilized by the community. Safe city for the most part.
- Nice middle and upper class place to live in. Reputation of Tempe. Planning for growth.
- Nice parks, town lake and downtown, bike trails
- Night life. Community. Parks.
- No heavy traffic. Diversity. Safety.

- Older neighborhoods that exemplify the value of tradition, supported by the residents - people who talk with each other, share common goals for their local community and get together for all sorts of neighborhood events and celebrations large and small! The ongoing effort in our city to keep everyone healthy through this protracted Covid, which has no true end date. Being allowed to work from home is a game changer for employees (or family members) who are challenged by a compromised immunity. The sustainability platform and innovative partnerships improving air quality (ORBIT & alternative transit options), planting trees (the Urban Forester and expanding staff), directing stormwater to roadside landscape, and many other investigations that improve our environment.
- Open minded and progressive. ASU! Diversity.
- Openness of leadership, commitment to dementia friendly services, recycling and bulk trash removal
- Openness to engagement from residents, focus on improving transit and walkability, and beautiful spaces to show off like Tempe Town Lake and A Mountain
- Orbit Bus system, ASU & Gammage, Progressive outlook
- ORBIT, ASU PARKS
- Orbit, businesses downtown and diversity in business all around Temp
- OUR COMMUNITIES ARE VERY EAGER TO HELP ONE ANOTHER; THE ACCESS TO ESSENTIALS LIKE GROCERY STORES, PHARMACIES, ENTERTAINMENT, ETC; OPTIMIST PARK NEIGHBORHOOD
- Our culture, our art scene, availability of stores
- our diversity. it is a clean city. I like my neighbors.
- Our leadership, our innovation and Tempe PRE
- Our Mayor (and his team), our commitment to social services, our commitment to the environment.
- Our mayor, our police and pride of community
- Our Mayor. Tempe Town Lake. The gift of living in Tempe
- Our parks, some efforts toward affordable housing and the cultural offerings (restaurants, arts, and festivals).
- Our transportation division is fabulous! Tempe town lake activities... events! We keep getting better... still lots to work on. Beautiful architecture... ASU.
- outdoor activities/options, growth, good location (central to a lot)
- outdoor opportunities, intelligent residents, beautiful city
- overall appearance of city. police and fire depts. services
- Overall look and maintenance including signage laws / walk-bike paths and connections to other cities / small percentage of economic distress areas
- Overall quality of life. Sustainable initiatives. Access to City Council agenda and public meetings.
- Overall the feeling of being a smaller town or community that is connected - ASU, City of Tempe, Library, etc. all seem to be on the same page. Accessibility to great services - parks & rec, counseling services, library, etc. Appearance of the city when entering from Phoenix, Scottsdale or Mesa - it's a good mix of business and residential.
- Parks. City services. Progressiveness.
- Parks. Restaurants.
- Parks and rec activities. ASU. The few small businesses left.
- Parks and Tempe town lake. Economic development. Bike paths / alternative transport.
- Parks, Recreation, Public Transportation
- Parks, ASU, Corey Woods

- PARKS, BIKE PATHS, EVENTS
- Parks, bike trails, running trails. Diversity. Growth.
- Parks, community centers, library
- Parks, information access, neighborhood quality
- Parks, Library, businesses
- parks, library, police
- parks, RIO Savado
- PATS RUN LIFETIME FITNESS WALKING PATHS BY CANAL
- People
- People, opportunities, businesses
- People, they are work hard and proud of what they are doing.
- People. Parks. Recreation.
- Planning of the future, Emphasis on environment, Emphasis on quality of life
- Police are nice and respectful, public transit is great, city is clean overall
- Police Force, City Services (Water, Sewer, Electric), Pick up services (Trash, Recycle, Bulk)
- Police, Fire and transportation.
- political climate
- Preserving our history, our great schools and opportunities for education, the bike paths and canal paths that make it so easy to bike
- Programs in the city. Things to do. Bike lanes.
- programs that get young kids out playing together. Use local artists to decorate public spaces. The value shown to small businesses by the city & residents
- Progressive approach to social services, climate change, and infrastructure.
- Progressive development, variety of housing options & diverse Council
- progressive image, creativity
- Progressive nature of city government. Alternate transportation and our incredible bike paths. Tempe code compliance (Jeff Tamulevich and his team).
- Progressive policies. Considering residents at all stages of life. Recreation & arts availability.
- Progressive values
- Progressive values, evidence based decisions, community focus
- Progressiveness. Parks. Recreation opportunities.
- Progressiveness, city planning, and balance between city government and diverse population
- Progressiveness, climate change activism, inclusion
- Progressivism, partnership with the university, inclusive community
- Proud of this city and the art it's still been able to maintain but it seems so "underground" need more art initiatives. I am also proud of the neighborhoods & parks!
- PUBLIC AMENITIES BUSINESS AND HOME CODE ENFORCEMENT
- Public events, transportation, parks
- Public Safety - Police and Fire depts, Down Town Tempe, Tempe Town Lake Beach Park
- Public safety. Sense of community. Council diversity.
- Public Transportation. Mill Avenue. Ethnic Diversity.
- Quality of Life. Water/Wastewater quality. Emergency Services - Fire and Police.
- Quality of life, Appearance, Safety
- quality of life, parks, my neighborhood
- Quality of life, professionalism and caring of city staff, finally having a Mayor again who cares and is genuinely involved.

- quality of restaurants, inside and outside shopping malls. central location in the valley of the sun.
- quick response to 9-1-1 calls
- Recreation offerings, safety, events
- Recycle programs, green waste and household
- Recycling events, Parks, emergency services
- recycling program, city improvements, look/beauty of the city
- Relationship with ASU. Desert parks and Town Lake in N. Tempe. Bike facilities.
- Relationship with ASU. Vision for overall city improvement. Desire to care for community.
- Relatively walkable, rich nightlife scene, great food!
- Reputation. Diversity. Location within the Valley.
- SAFE CLEAN DIVERSE POPULATION
- Safety , parks , & development
- Safety, appearance, greenery
- safety, education facilities, progressive values
- SAFETY, IMAGE AVAILABILITY OF WIDE RANGE OF SERVICES
- Safety. Convenient. Cleanliness
- Safety. Looks people
- Safety , businesses growth ,affordable housing
- schools (TUSD) ASU Progressive
- Schools- Parks- Friendly
- Sense of community. Opportunity to participate. . Quality of neighborhoods.
- SENSE OF COMMUNITY; SAFETY; NEIGHBORHOODS
- services for elderly, transportation, overall condition
- Since ASU is here in Tempe, I think that gives the city a good mix of ages as well as a mix of different nationalities/cultures, which are both very important to us. We're also very glad that Corey Woods is our mayor since we support him and think he's bringing a lot of positive change that this city needs.
- Small city size. Pyle center, city services
- Small community feel; it seems like it is focused on helping the residents in many different areas of life; Tempe offers many things like Zero Waste Day that are not available in other cities.
- small community fees, law enforcement & fire, inclusivity
- SMALL FRIENDLY NEIGHBORHOODS COMMUNITY LOCAL INDEPENDENT BUSINESSES
- Small Town Appeal, Diverse Cultures, Access to Public Transportation
- South Tempe where I live is great! I like the multi-generational living & the fact that we are progressive with a higher educational demographic & the university.
- Stores to buy food. Gas stations. Stores to buy clothes.
- Sun Devil Pride. Library. Compost (when you can access it).
- Support for and of the Arts
- Sustainability efforts, moving toward diversity
- Sustainability programs, classes for community members, pretty city
- Technology startups. Variety of food locales. Shady Park.
- Tempe beach park. A great place to raise a family, the choice of schools
- Tempe Cats/Animal Community program lead by Kristin Gwinn. Tempe Town lake, TCA and its events. Promotion of the Arts through city facilities and city programs.

- Tempe has a recycling program, a reasonable and rotating bulk trash collection, & parks for dogs.
- Tempe has for the most part stayed away from political, gender, race, education issues and primarily enforces public safety. Tempe has for the most part created a stable environment for all groups living and interactions with other communities. Tempe tries to not be in the headlines of controversial issues
- TEMPE IS A CLEAN CITY DOES NOT FEEL LIKE A BIG CITY SUPPORTS DIVERSITY
- Tempe is a friendly city. It is easy to find your way around. It seems to be a very progressive city.
- Tempe is going downhill, I can think of what I used to be proud of
- Tempe is home to ASU one of the most important schools in the country and it has a global impact. Tempe provides free bus routes that help many people. Tempe is always evolving and never remains stagnant or boring.
- Tempe lakes ASU. Tempe market place
- TEMPE OFTEN INVITES INPUT/FEEDBACK FROM RESIDENTS; THE DEVELOPMENT AND ACTIVITIES AROUND TEMPE TOWN LAKE; EFFORTS TO HELP THE HOMELESS AND THOSE WITH DISABILITIES
- Tempe Police/Fire. Open spaces / lots of parks. Cleanliness.
- Tempe Public Library. Parks and Rec programs and services. Public Parks.
- Tempe Public Library. Customer Service from City Employees. Arts Programs.
- Tempe to me seems very straight forward and honest, not a corrupt city. I have lived here most of my life and am proud to have been raised here. 1. Residential services including bulk trash, city programs and rebates available. 2. City services library, parks etc. 3. City businesses prospering, lots to do here.
- TEMPE TOWN LAKE
- TEMPE TOWN LAKE AREA; MANY BIKE PATHS; PARKS
- Tempe town lake development, cleanliness of city, condition of streets
- Tempe Town Lake. Center for the Arts.
- Tempe Town Lake. Compost program. Light Rail.
- Tempe town lake. South Tempe. Proximity to the airport.
- Tempe town lake, ASU, infrastructure
- Tempe Town Lake, ASU, progressive values.
- Tempe Town Lake, community classes, library
- Tempe town lake, Libraries, ASU
- Tempe town lake, light rail, mill ave
- Tempe town lake, mill Ave, sustainability
- Tempe town lake, Papago park, random art pieces
- Tempe town lake.
- Tempe Town Lake. Garbage collection and Recycling. Parks.
- Tempe Town Lake. Community events. ASU.
- TEMPE TOWN LAKE; BIKING TRAILS; LIBRARY
- TEMPE TOWN; LAKE AREA; ASU
- Tempe used to be nice, have wanted to move for almost three years but the market has been crazy.
- Tempe town Lake. Orbit transportation. Business opportunities.
- That it is a diverse college town. That it has a well maintained appearance compared with its immediate neighbors. Tempe Town Lake.

- That we have a voice even if results not in our favor. That we have freedom to deal with city personnel without going through a lot of people to get to one we want. Tempe is Still a forward thinking City but sometimes feels other cities stepped up. We need to always be at the top so don't let guard down.
- The "image" of the city, the cleanliness of our neighborhoods, the relatively low crime rate
- The access to social and cultural events . The abundance of entertainment and restaurants. My property values and increasing and secure.
- The amazing culture, the lake view, and development of the city
- The appearance. Safety when walking the streets. local trade.
- The array of restaurants and stores that are now available. The overall cleanliness of neighborhoods. Good recycling and curbside bulk trash collection, and household hazardous waste drop-off.
- THE ARTS PROGRAM LIBRARY BIKING TRAILS AND PARKS
- The arts programs, public recycling receptacles, parks and outdoor spaces
- The attempt to provide city composting (though it still needs work). The commitment to public transportation (the streetcar+light rail). The variety of lifestyle accommodations (both small neighborhoods and dense high rise apartments).
- The beauty of Tempe , Tempe town lake and Sau.
- The beauty of the city. A park every square mile. The Mayor, Council, PD and FD.
- The beauty of the city. The programs/recreational activities/community events put on by the city. The quality of the schools.
- The bicycle community. Access to parks.
- the city initiative to have weekend art events, how much I feel that our council members care about the city, the city's plans for the future
- the city parks are amazing, and so is the temple library. Next would be public transportation with the light rail and bike paths, though I think we need even more of this.
- The civil rights efforts of the city, the innovative housing solutions and the innovative transit.
- The community, the ASU school scene, and price of living is fair
- The community, the program options, the schools
- The constant development, the transportation options like the orbit, and the diversity.
- The culture. The arts festival. The attempt to include more mass/public transit solutions.
- THE DIVERSITY RECYCLING IS STILL IMPORTANT
- The diversity of the people, the cleanliness of most of the city, that we are Democratic for the most part!!! thank god.
- The ease of contacting council and getting a response. The police are very responsive and professional.
- The ease of mobility around higher-density areas like Mill ave. I can choose between biking, riding my scooter, or walking
- The facilities, the location, general appearance of the city
- The golf courses
- The home to ASU. Tempe Town Lake. The bicycle routes.
- The improvement being made to Clark park and change. Tempe has a good solid waste department. I am proud changes being made to building safety.
- The lake, ASU, quality life
- The lake, resorts, and hiking
- The lake, the parks, and biking paths - all the park infrastructure

- The large parks, the environment, and the growth
- The level of connection the city tries to make with its residents. The centrality of Tempe to all other parts of Phoenix. The amount of services that the city aims to provide.
- The library, Mill Avenue, my favorite corner that has Changing Hands, Trader Joe's -etc.
- the part of town its in. community, things to do and parks
- The people; ASU; city government
- The pepper, Tempe town lake and Tempe marketplace.
- The police. The fire department. Small business owners.
- The Police, they have been friendly and do a good job, we need more of them..
- the pride of the residents of Tempe and of living in Tempe
- The public services (library, arts, parks). TCA. Public art.
- The safety, cleanliness and the diverse culture.
- The small town feel, the lake and the local artists they share around the city with their artwork.
- THE SUNSETS; AVAILABILITY OF GROCERY STORES, RESTAURANTS AND SHOPPING; MATURE NEIGHBORHOODS WITHOUT HOA'S
- The Tempe Town Lake, the cleanliness of the downtown area and the usefulness of the public transportation (orbit, light rail)
- the trees and plants on walk paths and street, the cleanliness of the communities,
- The way the Old Mill Axe has character and personality, repurposing the strip mall centers, the high quality and choices of eating facilities
- There is a lot to do in Tempe. It seems to cater towards ASU and business. You need to help everyone in Tempe not just the ones that make the most money. You need to cater towards the homeless help them with low cost mental health low cost housing and also low cost housing for students starting out after degree or families starting off.
- THIS IS THE LONGEST IVE STAYED IN ONE PLACE
- Town lake and Tempe Beach Park, ASU, Orbit
- Town Lake. ASU. Centrally located.
- Town Lake. Tempe Market Place. Mill Avenue.
- Town Lake, Mill Avenue, clean safe city
- Transit
- Transportation. Diversity. Parks.
- Transportation. Parks. Schools/businesses.
- UNIVERSITY; TEMPE TOWN LAKE; PARKS
- Used to be that Tempe kept small town charm while changing and growing. Now, pretty much ugly new buildings.
- Used to be the openness and stability
- Variety of free activities available, Pricing of electric/water, Maintenance of high traffic parks (Papago, etc.)
- Very clean, communication, still small and surrounded by big cities
- Very happy with the diversity of our City Council members. Backgrounds and commitment for all members of our city. Progressive approach to our city's growth. As we now experience "big city issues", homelessness, poverty, diversity and multi-generational preparedness. Growth and Development ; pleased that we are thoughtful and creative with precious financial resources.
- Vibrant community. Easy access to travel through out the valley. Access to activities for all.
- VIBRANT DOWNTOWN---TEMPE TOWN LAKE-RIO SALADA PROJECT---LOTS OF NICE NEIGHBORHOODS

- Visual /landscape/business code enforcement appearance of the city!!! Bike lanes. Good programs.
- Valant. Parks, trails and bike paths. Community centers.
- Walk ability and bike paths (except bike lanes disappear on the busiest intersections). The skyline and downtown are beginning to look so clean and cool from most vantages. The citizen involvement with city policy is the most hands on of any big city I've ever lived in. It's great!
- Walkable city. ASU. Friendly neighbors.
- We are a "small town" in a big city. We are known for our arts. We are diverse.
- We are a big city with a small town vibe. Tempe is almost the center of the valley, great location.
- For the most part, residents and businesses are friendly.
- Weather, name recognition, things to do
- WELL MAINTAINED; BIKE/WALK FRIENDLY; PARKS
- While they sometimes fail in the execution, I'm proud that the City appears to be trying to fundamentally help the people of Tempe. I'm proud when Tempe puts the needs of the common people and residents over the wants of the wealthy.
- Why would anyone be proud of a place they live?
- With the way the city is treating houseless individuals, nothing anymore.
- WORKS TO MAINTAIN BUSINESS RELATIONSHIPS; HAS SOME GOOD SCHOOLS; GOOD POLICE AND FIRE RESPONSE.

Q21. What else would you like us to know?

- Address the homeless drug addicts.
- ADDRESS WATER AVAILABILITY
- ALLEY/WALK PATH NEEDS TO BE CLEANED MORE OFTEN. A LOT OF THE PLANTS THAT HAVE DIED NEED TO BE REMOVED
- Although answering dissatisfied on a number of things--overall Tempe is one of the best cities in AZ to live in. We checked those boxes only because we want to strive to keep our neighborhoods the best they can be. We don't want to see them fall into disrepair (or trashed by property owners/renters who don't value where they live)
- As previously stated, the proliferating homeless and drug users wandering the neighborhoods and parks in N Tempe is out of control.
- At some point you don't have to continue to figure out how more and more people need to live here. You need to focus on the happiness and quality of life for those that live here already. We are landlocked. This doesn't mean you have to build up and pack more and more people in. Remove our streets. And tell us to just deal with crime that comes with more people. We are FULL and that is ok! We can still bring in commercial or entertainment facilities to handle the masses simply because our location is central. They can visit or work here and actually live somewhere else. How novel!! Make this city more user friendly so people can come and go and visit friends and local businesses with ease. I've lived here 30 years and no longer go downtown or get anywhere near it due to lack of parking and the overall hassle of traffic nightmares. My taxes are double to live here. But I can't even enjoy my own city anymore unless I can commit to use light rail and go down on my days off. Just not worth it anymore. My friends and I socialize in downtown or uptown PHX now or Chandler or Gilbert. Literally anywhere but here. I only spend my dollars in town to grocery shop and during ASU football season when I'm forced to visit downtown. Downtown isn't even eclectic and cool anymore. No live music. Just corporate chains and kid bars. And guess what? These new kids don't even go out anymore hardly. Maybe focus on some of us elders who built up the rep of this place and figure out a stress free easy way to come and enjoy downtown again. Sadly I think those days are gone. Just high rises that all look the same while creating a heat index that is cooking us alive who have to live trapped by the towers you are building around us. Just stop already with the condos and apartments. We can't sustain it anymore. .
- At what point does ASU cap its enrollment based on the city's inability to house, provide parking ,and deal with traffic . Gentrification of Mill Avenue was a failure. I hate to see the unique character of Tempe disappear. I work for the City of Tempe and my husband has taught at ASU since 1984. We'd like to retire here, but lately we are reconsidering. Why are there not more serious discussions about the fact that we are running out of water?
- Bad air quality
- Ban fireworks!!!!
- BEST CITY IN ARIZONA!
- BETTER CONTROL OF POPULATION GROWTH
- bicycling on busy streets does not work
- Build the Hockey Arena
- Change your policies and come back to earth with the average person trying to get by in this city
- city is doing a great job!
- City leaders did great work resolving water line break at I-60 in such short time.
- city of temple is well run

- Clean bathrooms are needed
- Construction on McClintock and the 60 is taking way too long!
- Continue making Tempe a great city to live in!
- Continue with police reform
- Cox internet cost is high. What happened to free Wi-Fi throughout Tempe.
- Crack down on vagrancy - camping and panhandling, abortion picketing with graphic images, road construction, and Air BnB in residential areas being used for (fraternal/sorority) parties
- Crime, often associated with homelessness needs to be handled ASAP
- Despite our public transportation options parking will always be needed. New buildings should always have adequate parking mandated. I've seen exemptions given and this causes problems for neighborhoods.
- Didn't ask about other services - but I used the Water Department earlier this year for a water audit and had someone come out to discuss usage at my home and how I could save water. Excellent service.
- Disappointment of downfall of Mill Ave.
- DO NOT SUBSIDIZE COYOTES! LET THEM BUILD IT. Get our residential streets resurfaced at least every 10 years
- don't put in traffic barriers in old town.
- Don't agree with plans to build affordable housing because it decreases the tax base which imposes a greater burden on those already contemplating leaving the city (taking their tax dollars with them)
- Don't do the deal with the Coyotes.
- Don't like as expansion. Corridor closed in feeling along university with no green
- Don't let the rose Garden in Kiwanis Park die.
- Don't over-develop, promote more nature/trees/landscaping/parks, support the police
- Don't waste employees time coming to resident's homes to tell them they need to put up their garbage can earlier or their sprinkler is leaking. I'm pretty immobile. I do the best I can.
- easy to use/ more organized website/ mobile phone friendly
- Effectively address root and contributing causes of problem areas.
- Enforce City Codes.!
- enforce eyesore property clean up, attend to water wasters
- EXERCISE STATIONS AT BIGGER PARKS
- Expand the light rail in Tempe.
- expensive for my children to have homes here although they grew up here
- Extremely important to keep a well funded and trained Police Force!
- FIX MY STREET in a timely manner. It has not been repaved is 20+ years.
- Fix the homeless issue please.
- Fix the streets. Miller Rd. South of mckellips.
- Focus more on the high crime areas. Focus on areas like Southern in between mill and kyrene. Portions of the city are turning into a slum.
- Forget woke policies and "equity" and focus on majority of residents
- Found it in the 70's and knew it was where I wanted to live.
- Free internet for all residents.
- Get ASU students out of residential areas! Enforce the "no more than 3 unrelated people per household" & let residents know this law, stop promoting unethical social living (LGBTQ), pay our police well and get them to enforce safety on the streets(Broadway /Rural& McClintock

/Southern areas especially!) seeing more drug addicts on streets even shooting up. Make it unattractive for homeless people to hang out here!

- Get rid of the political signage at intersections and street corners. A total EYESORE every time there is an election.
- Get the trailers gone and keep them gone in my neighborhood. Maybe trash pickup could alert problems. Makes great streets look bad. Our homes are on large lots with side gates make folks park in the backyard!!!
- Give less money to developers
- Google fiber, if Mesa can do it, we can too. Come on Cox is robbing us blind.
- Governments should implement programs that help their citizens. Try to be good people.
- Great job with water conservation
- Get rid of homeless and beggars on street corners/ highway exits
- HANDLE AIRBNBS BETTER
- help seniors thrive instead of barely surviving.
- Help the homeless
- Help the homeless
- How2 you going to plant and grow more trees.
- Homeless need ALOT of housing, safe places to go to at night
- Homeless people if our community must be handled in a respectful way and need special programs to help promote getting them back to being
- Homeless, Homeless, Homeless, what can you do to defend our public safety
- Homelessness is number one issue.
- How much is Tempe Town Lake really costing annually? Is it a financial black hole? Does the Az Cardinals organization pay property taxes on their facility on Warner Rd? If not WHY?
- I am against the South Shore Project and Coyote stadium. Limit the growth now on Town Lake.
- I am disabled and experiencing health issues. I currently cannot maintain my property. I was referred to Care 7. A representative showed up quickly and told me that they would look into getting me help. It has been about six months and I have not received help bringing my property up to code except for the items stolen from my property continually.
- I am so glad you guys have this survey. Shows you do actually care about the individuals that live in this fun city. Thank you for all you do.
- I appreciate continued efforts toward sustainability given climate change
- I live in a condo community that does not offer recycling or the green program
- I believe most people want to recycle and help reduce the carbon footprint. I think there is lack of resources on how to recycle properly and where we can go to recycle.
- I believe that the most effective direction toward a highly successful and sustainable city is the 15-minute-city model with more mixed-use development and transportation alternatives like protected bike lanes and reliable public transit.
- I feel more affordable housing is needed
- I feel our city needs to refocus on cleaning it up keeping it in order and not pushing for more and more housing and development
- I had an attempted break-in at my house and it took the police 4 hours to show up. The support officer who came didn't seem to think it was an urgent matter.
- I hate the litter, I hate how rundown Mill Ave looks in sections, and the homeless and drugies need to be addressed. This alone is going to ruin our beautiful home.

- I have lived in Tempe since 1996 and loved the feel. Over the last few years I have wanted to move out due to the deterioration or run for office.
- I have neighbors who have consistently had the overgrowth over their alley fences, yet I have received notices regarding my overgrowth. It is seen as harassment when people only complain about certain addresses, rather than the codes being enforced in an unbiased manner. Additionally, code enforcement employees have been observed putting their cameras over the fences of residential properties, which is not a view from the street.
- I have teenagers and am concerned about safety and them being fairly treated. I don't feel safe with all the homeless and it is unfortunate that we have not used the parks in years due to the riff raff.
- I live east of the 101 and I never see police patrolling our neighborhood.. I live in the evergreen neighborhood
- I live in Friendship Village
- I love living in Tempe!
- I love my city
- I love Tempe! I think it is one of the best cities to live in in AZ
- I love the updates Tempe has made and is making to the Parks. But please do not waste money on useless art such as what was put up around the tennis courts near Mariposa school. Spend that money on the neighborhood streets.
- I love this city very much!
- I really like living in Tempe.
- I think the City (not residents) should maintain alleys. Also pave all alleys. Try light-color, heat-reducing pavement. Solve the feral cat problem.
- I think the city government is doing a great job overall. Thank you for your hard work and efforts!
- I understand the budget limitations but it seems our neighborhood streets are in disrepair compared to neighboring communities.
- I wish Tempe did more community solar as shade structure, especially in public sites like schools and parks.
- I wish there was a rapid line for the light rail
- I wish there was a way to make Tempe more than just a college town. I would like there to be sizable numbers of senior citizens in the town.
- I would like a more waste reduction effort. City efforts to eliminate single use plastic would be great.
- I would like to see a different model for use of our swimming pool resource at the Escalante Community Center. I believe our pool is extremely underutilized. Perhaps the model for who can serve as a lifeguard needs to be changed. Working people (outside of work hours) should have access to a local city swimming pool. Opening 1-5pm doesn't do that.
- I would like to see Tempe continue to be a leader in affordable housing, social services, and caring about humanity. the people that can live in Tempe together is being promoted by the leaders we have elected. Everyone matters. Not just developers.
- I would not live anywhere in the valley but Tempe
- I'm a satisfied resident.
- I'm less in love with all the crappy "luxury" apartments going up. The Housing has become less affordable, and that will impact the diversity—racial, socioeconomic, generational.
- I'd love to see us try something like NYC's Plaza Program or Open Streets -- take underused parts of our grid and try out one-day, short-term, or seasonal plazas and markets.

- If conducting remote public meetings, please require all participants to turn on their video.
- IF DOWNTOWN TEMPE HAS ONLY BARS AND EMPTY SHOPS, I DONT NEED TO GO THERE
- If I could choose areas of opportunity, I'd choose, homeless on freeways, development of open spaces in South Tempe for restaurants, cool new places (think Epicenter in Gilbert).
- If we are really in a drought why keep giving out building permits for apartments and housing developments.
- I'm a second generation Tempean and love living in Tempe. I don't really care for all the high rises in downtown. I love the library and recreation opportunities. I wish Mill Ave still had all the small restaurants and fun places to eat--House of Tricks, Rula Bula. Let's keep the character of what makes Tempe great.
- I'M A WIDOW ON A FIXED INCOME
- I'm happy that the city is working on helping the homeless and building affordable houses.
- I'm not sure.
- Improve police services
- in my opinion Tempe is the best geographical location in all of the Phoenix Metro
- in this little space
- It is important to pay attention to public transport so that they comply with their routes and schedules, they must also take care of the homeless because they take drugs and drink alcohol on the population streets.
- It is next to impossible to find information regarding codes, etc. for residential property on your website. A couple of years ago, after being frustrated with the website, I went in person to get my questions answered about codes for a ramada in my backyard. It took 4 people in 3 departments to answer my questions, and even then they weren't entirely sure their answers were correct.
- It looks like any other wanna be big city. Can't see as mountain or stadium. The high rise Apts and businesses are ridiculous.
- It us becoming hard to find affordable housing on a single income within Tempe City limits.
- It would be great if the Tempe Library could get a make over and I find myself having to go to the Scottsdale Civic Center Library to check out books I want - the Tempe library doesn't have a lot of new books.
- It would be nice if neighborhood parks had restrooms and electric at the ramamdas
- I've been especially impressed with the communication coming from the City during the past 2 years. It is clear, factual, and timely. Hats off to Mayor Woods and his team for this.
- Keep getting better
- keep heading in current direction
- Keep responding to citizen's issues and questions!
- Keep up the great work
- Keep up the great work
- Keep up the great work
- Keep up with changes
- LANDSCAPING PERMITS ON NEW HOME BUILDS ARE DICTATORIAL AND RIGID
- Less concrete. More trees and vegetation
- Let's slow down on the high rises. Continue with sustainability efforts.
- Lived in Tempe for many years, still spend a lot of time in the city.
- love it here
- Love my city efforts

- LOVE PATS RUN
- love the town
- Many bus stops have either no shade or we can't sit at them because homeless people are living at them most the day.
- Mill AVE businesses need an uplift.
- Mill Ave is a mess. No longer go there head to Gilbert instead
- Mill Avenue has been too unstable, I would love to see more interesting businesses that last vs transient businesses geared toward college consumers
- More about education and family events.
- More affordable solar energy available to homeowners
- More bike lanes
- More emphasis on recycling
- More focus on water reuse. No water, no Tempe
- More neighborhood pride by residents.
- More options for compost services.
- MORE TRANSPARENT NON-EMERGENCY LINE
- My main concern is bumpy and steep speed bumps. Wears down on our cars faster.
- Need affordable housing now
- Need more housing for seniors
- Need more traffic enforcement. I see dangerous and crazy drivers every day. 311 app doesn't work most of the time. Frustrating
- NEED TO CREATE HOMELESS AREA AND FORCE THEM THERE
- Need to expand ceramics and art studios. Improve Papago disc golf course
- North Tempe still feels 3rd rate, We go to Scottsdale for most shopping and activities. We need more grocery stores in north Tempe
- Our Mill Ave development is horrible, topped with our mentally ill & drug addicts on the street.... Help!!! What can we do to charm this area up? Who owns these buildings, we need boutiques, interactive art exhibits, variety, healthy things to do on Mill Ave day & night & a clean comfortable place to stroll.
- Our neighborhood streets REALLY need re-paving.
- Over all Tempe is a great community to live in
- Parking lots of some businesses needs to be clean up better. Example is Dollar tree on Baseline and Kyrie.
- PARTS OF TEMPE HAVE BECOME UNRECOGNIZABLE
- Pay more attention to the homeless, more assistance needed in providing shelter & food.
- Pepperwood needs work
- Planes are flying too low near Priest and Rio Salado
- Please add the vehicle lane back to McClintock like it was before you added the bike lane
- Please address the repaving of Elliot Rd from Kyrene to Price
- Please allow Shady Park to host events again
- Please build affordable apartment housing!
- Please build more outdoor pickleball courts in north Tempe.
- Please consider incentives for people to replace rock landscape with more native landscaping, and replacing roads and roofing on city buildings to combat the heat island. We need more trees and native grass to keep our city cool.

- Please diminish the homeless population. It makes me feel unsafe and promotes a poor image of our city.
- Please divert some police funding to mental health services. We need them so badly.
- Please DO NOT ALLOW the coyotes arena to be built and stop with all of the high rise developments.
- Please enforce residential street policies - my street has a boat that has never moved
- please finish road projects on McClintock by the 60 and school
- PLEASE GET RID OF THE HOMELESS CAMPS AND CRIME
- Please include our section of TEMPE in the TEMPE SCHOOL DISTRICT and NOT Mesa school district
- Please keep developing around the heart of the city (Downtown, town lake, Mill). It keeps our community vibrant and the envy of surrounding cities.
- Please keep our streets safe.
- Please kick out the homeless people, it's really bad
- Please let IKEA to build sun powered parking for customers.
- Please limit the number of high-rises going in. Focus on maintaining and preserving single-family home neighborhoods. Limit California developers from leveling old Tempe home and building townhomes in their place.
- please make affordable housing
- PLEASE MANDATE MORE RECYCLING-TRASH SEPERATION- MORE XERISCAPING; ENERGY -SOLAR SUBSIDIES-PRESERVATION
- Please name our neighborhood. We want a way to meet our neighbors.
- Please pave the streets in residential areas.
- Please preserve and strengthen the city's green waste and compost programs.
- Please preserve as much history as possible especially Hayden Flour Mill
- Please revamp or redesign roadway from Southern Ave to Alameda due to excessive vehicle speed
- PLEASE STOP ROBOCALLS
- Please stop the VAGRANT high rise apt. building. This is a negative for residents who live here. They're transients who can't stay in one place. You've destroyed downtown Tempe. No one I talk to ever goes downtown.
- Please stop with the building in downtown. You've made no I Avenue and Tempe bitch more for the tourist then for the locals
- Please, Please, Please get us additional cable providers.....(Google)....we need some competition.
- Plz do something about the homeless, they are constantly on every corner..
- Police are so far the biggest problem. Fix them first.
- pollution, water - both are problems
- quality of life more important than high price jobs
- RE: Tempe 3-1-1. I have tried numerous times to reach someone via this number but EVERY time I have done so, I have received a message indicating this mailbox was not currently accepting calls.
- Really miss the charm Tempe used to have but has lost in a sea of high rises
- Reduce budgets for military equipment for police. Increase services and accessibility for anyone needing them. them.
- Regardless of my wining, I'm very happy to have our home in Tempe.

- RENTALS/AIRBNBS ARE BAD NEIGHBORS
- repair of sidewalks/n Tempe
- Residential solar installation is an exercise in torture. Between the city and SRP, you guys are doing everything you can to keep people from getting solar.
- Restore what we have; don't tear down and build-up.
- Safety of families
- Safety, encourage families w/children to live in neighborhoods, get rid of homeless
- Salt River bottom is an embarrassment to the city. Response from city officials is that they aren't accountable for the trash and homeless camps that continues to grow.
- See complaint on western canal vegetation only major complaint
- Seems like a great place to live!
- should encourage more housing ownership
- Social services for homeless is important to reduce people living on the streets.
- Some landlords are not maintaining both their properties and their relationships with their tenants.
- Some things should NOT be torn down.
- South Tempe roads need paving
- speed bumps on Clementine- a lot of speeding cars
- Stop allowing new commercial buildings to build so close to the sideway/streets.
- stop being so liberal minded to homelessness
- Stop giving tax incentives to developers
- stop the ridiculous hockey arena subsidy A GPLEL is a subsidy.
- STOP WITH ALL THE APARTMENT/ big business BUILDINGS!!!!!! They are ruining this city. If I wanted to live in Manhattan I would move there
- Streetcar is a disaster
- Sustainability is more important than anything else. It's difficult for Tempe to keep growing unless we grow up. We won't be able to survive if it's too hot or we don't have enough water.
- Tear down the Hayden Flower Mill. Redevelopment plans keep falling through. It's a flower mill, not a condo complex. No one cares about the history of the structure. If the city didn't own it, code enforcement would give the owner a violation notice for the rundown condition it's in.
- Technology in public building such as the library seems to struggle to keep up with industry standards. Always seem to be lagging behind. Embarrassed that crime and homelessness is increasing in our city. More resources need to go to support law enforcement and services to improve conditions of HOPE resources and staff.
- Tempe has so much to offer, as a long time renter here in Tempe I have seen a very concerning rise (no pun intended) in roof rats. I have never seen one until 3 months ago and have traveled the world and lived in 28 states. Here in AZ several times and now since 2015. Love living here, may literally be chased out by the current rat problem in our neighborhood
- Tempe is becoming unaffordable. Traditional Tempe retail and service businesses are disappearing and aren't being replaced by businesses with the same character.
- Tempe is home!! Construction seems never ending
- Tempe is situated by good fortune in a way that limits the threat of sprawl, unlike some of our neighboring municipalities. Tempe, therefore, should continue to concentrate on shoring up ties between neighborhoods, enabling easier transit between all parts of the city, and avoiding tendencies to leave whole parts of the population stranded from public services (library, transit, housing).

- Tempe is the most complete city in the EV. Maybe doesn't have the most restaurants or stores, but still has a home town feel. And when did ASU get so big?
- Tempe needs to encourage Good Restaurants (not fast food) to the South Tempe area. We either go to Scottsdale, Chandler or Phoenix for a decent sit down restaurant.
- Tempe rent prices are becoming unsustainable, for students and the community it's important to have affordable housing options
- Tempe seems to work for businesses and ASU interests at the detriment of Residential Families in South Tempe 85282, 85283, & 85284
- Tempe town lake needs far more trees along the running trail
- Tempe Water set up is not user friendly. But beyond that there are instances where people would not be able to set up water through Tempe water given the requirements. There's too much to say in this small post
- Tempe's sanitation department placed refuse containers on the sidewalk on Smith Rd near Apache in violation of city code. I have filed 4-5 reports on Tempe 311 over the past several years and have since given up because the sanitation department refuses to acknowledge the problem.
- THANK YOU
- Thank you for all the work that happens to make Tempe a jewel. And, this feedback is shared to help focus our community efforts to progress forward.
- Thank you for letting me share my voice. I would love for there to be a movement/program to educate people on how important it is not to give cash to people that are begging. People need to be aware that giving just encourages them to stay. Commercials/Billboards/etc. to get the word out. Safety, Cracking down on making the druggies/homeless comfortable here, Increased lighting, Enforcing traffic laws in neighborhoods and continued support for our great police force are my top priorities.
- Thanks for your concern and regard for public response.
- The amount of drug addicts on sidewalks
- The city should not have codes for private residences, or appearance. Opinions of appearance don't matter, code and discussion related to appearance is a waste of time and money.
- The cleanliness of Tempe in the past 10, 15, 20 years has been steady improving. And continually maintains An improved quality of life in Tempe.
- The few times I've driven thru downtown in the past year or so, all I can think of is the developments at ASU & in the downtown are blocking out the sky. Too many high rises & too little concern for people as we age.
- The housing and rent is getting very expensive and there is no control over landlords who raise prices on a whim. We are trying to buy a house in Tempe but until recently as the market is coming down we couldn't afford a single family home
- The main priority of the city should be public safety and decreasing the unhoused urban camping.
- The more Tempe moves to the left, the worse it becomes.
- The restaurants in downtown don't seem very stable. Many seem to come any go quickly.
- The streets in my area are over 40 years old. They are falling apart.
- There are always those who don't seem to mind living in squalor among others who don't. They need to be encouraged to clean up their places. We have to do something about the homeless.
- THERE ARE TOO MANY HIGH RISE APARTMENT BUILDINGS
- There has been too much emphasis on sustainability. There are more pressing issues in the city.

- There is a large and growing homeless population. Getting these people off the streets and into secure housing would impact and greatly improve our economic development, improve everyone's safety, and reduce crime tremendously. I would love to go to downtown/ASU area, but I feel very unsafe there. I work in Central Phoenix, in a very low economic area with a lot of homeless population. I feel safer there.
- There was a turn arrow put in on Calle los Cerros and Baseline but I cannot remember the last time it actually went off. Even with three cars waiting to turn, you will not get the turn arrow.
- Think of long time residents rather than billion dollar companies.
- Too many police, improvement in accessibility could be made city wide. Beyond physical disabilities, consider neurodiversity as well
- too many transients, too much traffic, too many people, too many apartments
- traffic flow regulation is old fashioned.
- Traffic problems need to be resolved
- Transients are now affecting most park and outdoor activities
- Trash is atrocious on the streets near Curry and college ave in particular. Trash pick up makes you feel better about where you live. When I walk I pick up trash. I rarely see clean up crews.
- Trashy
- TROLLY A WASTE OF MONEY
- Two issues: 1) housing costs and apartment rents are exorbitant; and 2) can we add wheelchair curbs at corners of all sidewalks? They make sidewalks friendlier for baby stroller, skateboards, and wheel chairs (i.e. they help the entire community).
- UN declared that affordable housing is a human right and housing underpins everything from our economy to our quality of life. our kids need affordable housing to get good grades and seniors needs affordable housing to enjoy retirement. its the most important thing at every stage of our lives, from paying off college debt, to starting a family, it all starts with affordable housing.
- Water conservation from the largest user's, make better payment plans from srp for solar.
- We are still waiting on Redden park to be renovated
- We desperately need affordable housing for older people on fixed income.
- We have a homeless problem.
- We moved from out of state 3 years ago and have been renting. Now we are priced out of the market and unsure of where we will go from here. Really sad since we love our neighborhood and location. We are financially stable but not willing to pay these prices for these types of homes.
- we need more affordable housing
- We need more grocery stores for all the people that are moving into the area.
- We need to enforce the law, NO URBAN CAMPING
- We want the Coyotes arena built in Tempe
- We weren't in favor from the beginning of the trolley system. Huge waste of tax payers money. Mill Ave. is NOT what it once was even with all the new development around it. It could be so much better than it ever was. Very disappointing.
- We will have a serious problem with water soon. I would like to know what Tempe is doing about it proactively!
- Weeds grow in the cracks in my neighborhood streets
- While the city is building bike paths along major street which are minimally used, our streets are deteriorating rapidly with pot holes and cracks throughout the city.
- why do you give away land to developers?

- Why does the city tolerate the many homeless camps and homeless living in our parks. I can't take the kids to some parks for fear of drug paraphernalia and illicit activity in the bathrooms. .
- Without a local newspaper, communicating about ideas, programs, plans and issues continues as a challenge.
- Would appreciate less dense, high rise housing - think Tempe has more than it's fair share of that now. Seems city streets and services (especially Police) are stretched too thin and can't handle any more items (like additional high rise apartments, large entertainment venues, etc.)
- Would be nice to get extra cars off residential neighborhood streets
- Would like asphalt down our alleys to avoid dust
- Would like more effort on decreasing water usage all over Tempe
- Would like to see more economic and business development in the south Tempe area
- Would love less political signs all year long - they never seem to go away - visual blight

Q30-6 [Other]. What barriers do you feel are preventing you from using the internet to connect with education, government services, social media, and information?

- Bad infrastructure, as it's over 50 years old. COX has bad wires and so does CenturyLink. Fiber is supposedly coming someday.
- Bad private infrastructure, Cox coaxial and CenturyLink ds is obsolete.
- City websites are difficult to navigate and do not always contain the most adequate information.
- concern about compromised websites and links
- Currently do not need to access these services.
- disability income too low for these
- Disinformation
- Don't have a problem
- don't need it
- DONT USE INTERNET-DONT WANT POPUP ADDS
- Fear of being scammed
- FREQUENT OUTAGES AND MALICIOUS SOFTWARE
- have internet , no problem
- Have no barriers.
- I am busy and forget to look stuff up
- I am not disadvantaged.
- I can't change what is happening in the Tempe Government.
- I do not chose to connect
- I do not feel there are barriers for ne totally relying on internet except for me not wanting to use it all the time
- I do not have a problem.
- I don't have time
- I don't have any barriers to using the internet
- I don't have barriers. I do think cox internet is awful (communication, help service), but I have the internet and can access anything I need.
- I don't have trouble with the internet
- I have access and do what I want to do.
- I have basic knowledge on using the internet -- but finding most resources is too complicated & opens me to spam, etc.
- I have cox
- I have no barriers
- I have no interest in such information
- I have no issue
- Internet cuts in and out some days.
- Lack of time
- lack of time on my part
- More internet choices would be nice in Tempe
- My answer is none, I can look it up on the internet
- My only barrier is my lack of education with certain social media sites that I am not that interested in learning about.
- No high speed or fiber optic internet options in some areas.
- No interest in social media. I'm old school and like talking with people.

- Not enough time to research
- Places to charge things
- Privacy & Security - having to generate a flipping password for every subject access. We have more passwords than the human genome.
- Quality of service offered
- SERVICE RELIABILITY WITH COX-NEED FIBER
- The question presupposes an inaccuracy. It is poorly worded.
- There are no barriers
- There are no barriers for me.
- There is no barrier. I just prefer printed newsletter for local services.
- Time
- Time
- Time--too busy keeping up with life & obligations
- too busy with family, church, and volunteering
- Too much social media
- Use of Wi-Fi
- VERY POOR infrastructure, wires. Both COX and CenturyLink tell us it's poor infrastructure
- We have internet, there r no barriers