

Weekly Homeless Solutions Update

Week of October 17th – 23rd, 2022



Tempe

Making waves in the desert

Weekly Posted Homeless Solutions Updates

www.tempe.gov/EndingHomelessness

Learn more about our efforts.

[Sign up to receive human services and homelessness news](#)



HOMELESS
OUTREACH



HOUSING



WEEKLY
UPDATES



<https://www.tempe.gov/government/human-services/housing-services/homeless-solutions-weekly-updates>

Week of October 17th – 23rd 2022



HOPE Outreach Engagement

			Aggregate from April 1 st 2022	
Total number of HOPE engagements	192		8,318	
Engagements actual case management towards housing	31	16.1%	1,714	20.6%
Individuals sheltered	18	9.4%	439	5.3%
Individuals HOPE assisted in housing in own unit or family/friends directly from the street	6	3.1%	110	1.3%
Total assisted in a housing resolution	24	12.5%	549	6.6%
Individuals received or ordered vital documentation for housing	15	7.8%	440	5.3%
Individuals connected with additional medical care (ER, Urgent Psych Center, Detox/Rehab, Mental Health Provider)	10	5.2%	325	3.9%

Non-Congregate Shelter

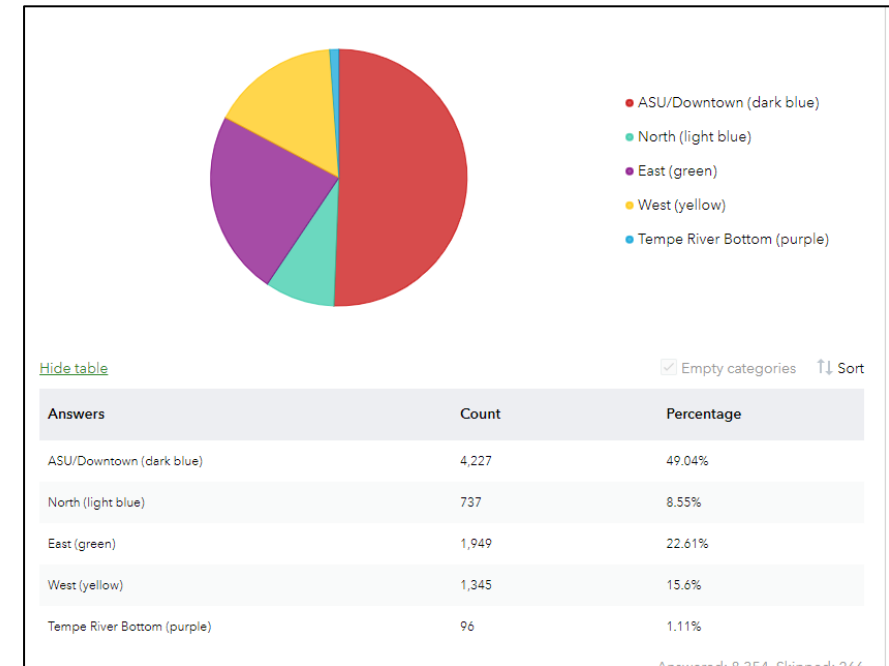
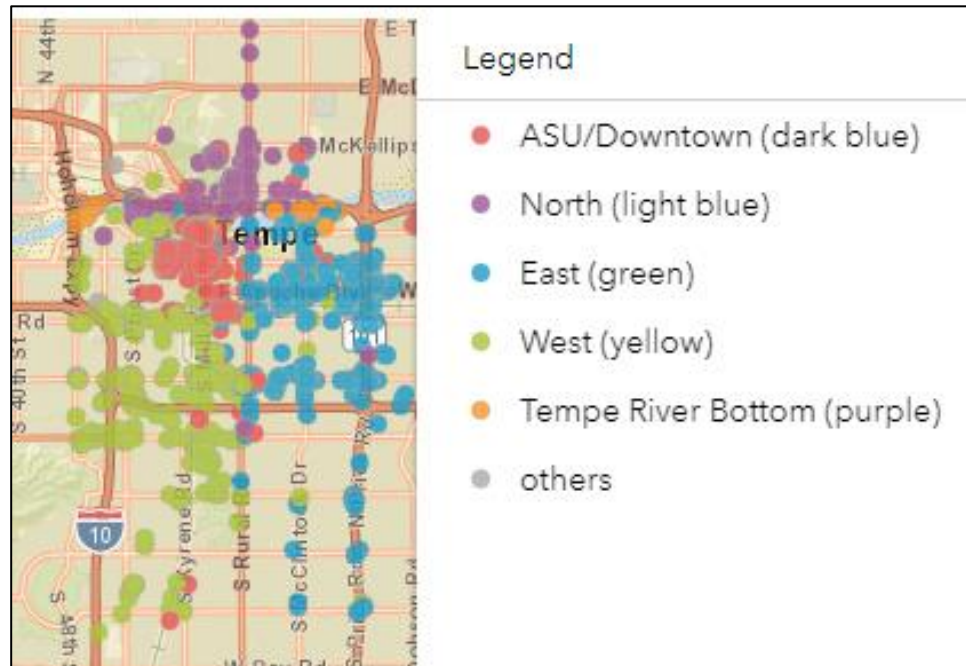
			Average from April 1 st 2022	
Rooms occupied at Super 8	48/52	92.3%	91.5%	
Rooms occupied at 2101	29/31	93.5%	86.7%	
Total move outs from shelters	3		6.1/week	



HOPE Outreach by Zone

Week of October 17th – 23rd
2022

Aggregate from April 1st 2022



Reported Encampment's Follow Up

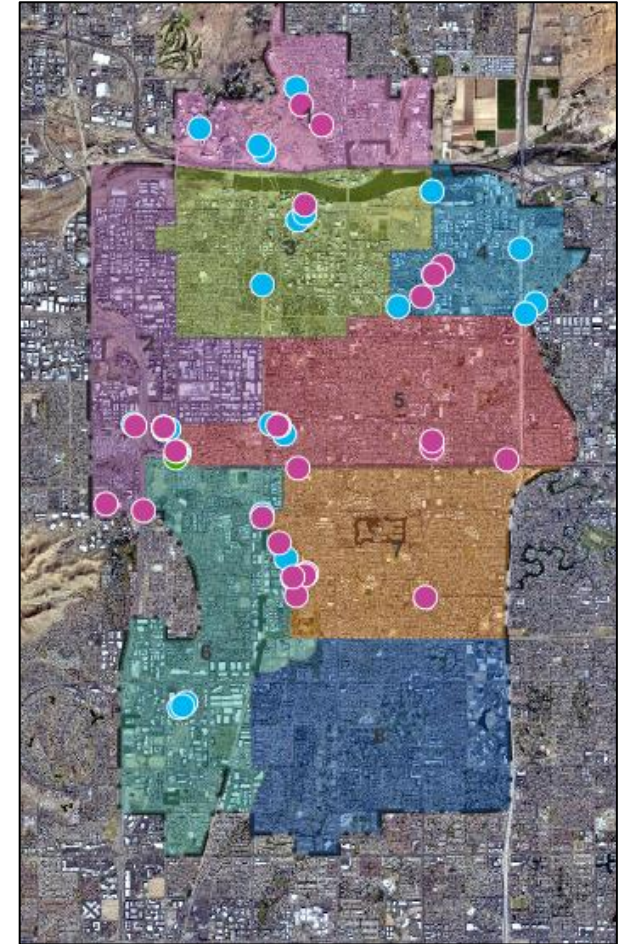


Week of October 17th – 23rd 2022

Total number of encampments being contacted by HOPE	75
---	----

Status

- Known encampment
- No encampment
- Newly verified encampment
- Clean up already planned
- Forward for verification
- New report
- Abandoned



Week of October 17th – October 24th 2022



CARE 7 Crisis Response (7-day Data)		
Total number of crisis van calls for this week	56	
Dispatches involving homelessness	8	14%
Van clients referred to HOPE	2	
Transported for behavioral health care	1	
Transported for substance use treatment	2	
Transported for medical care	2	
Transported to homeless service / cooling center	0	
Provided resources / no service connection	4	
Client refused services / declined resources	0	
Mental Health Court new referrals	0	
Veterans' Court new referrals	1	
PAS / Tempe St. Luke's new referrals	0	
Total number of phone calls	143	
Phone calls regarding homelessness	65	45%

Totals		
Cumulative Data (Starting May 16, 2022)	1009	
	265	26%
	43	
	32	
	42	
	24	
	16	
	80	
	45	
	12	
	16	
	4	
	1563	
718	46%	

Tempe Fire Medical Rescue



Week of October 17th – 23rd 2022		Aggregate from April 1st 2022
Number of EMS calls with patients identified as experiencing homelessness	46	1,695
Call volume as an approximate percentage of all EMS calls	12%	15%
Number of unique individuals	40	1,257
Number of patients who received care coordination with Patient Advocate Services	3	89

Week of October 17th – 23rd 2022



Police Engagement	Current	
Total number Chiefs Office of Community Policing - Generated Calls for Service and Self Initiated Activity	99	
Total number of Patrol Generated <i>Community</i> Calls for Service + <i>Officer Self-Initiated</i> Activity (at Intersections/Parks)	6	53
	59	
Number of Encampments Addressed (Ongoing; Needs Followup)	19	
Number of Encampments Resolved (Total PD Cleared)	22	
# of Trespass Letters Received	5	

27 Week Aggregate	Current
Total number Chiefs Office of Community Policing - Generated Calls for Service and Self Initiated Activity	1635
Total number of Patrol Generated Community Calls for Service + Officer Self-Initiated Activity (at Intersections/Parks)	2184
Number of Encampments addressed	522
Number of Encampments Resolved / Cleared (total police department)	374
# of Trespass Letters Received	226