

# Weekly Homeless Solutions Update

Week of October 24<sup>th</sup> – 30<sup>th</sup>, 2022



**Tempe**

Making waves in the desert

# Weekly Posted Homeless Solutions Updates

[www.tempe.gov/EndingHomelessness](http://www.tempe.gov/EndingHomelessness)

Learn more about our efforts.

[Sign up to receive human services and homelessness news](#)



HOMELESS  
OUTREACH



HOUSING



WEEKLY  
UPDATES



<https://www.tempe.gov/government/human-services/housing-services/homeless-solutions-weekly-updates>

# Week of October 24<sup>th</sup> – 30<sup>th</sup> 2022



## HOPE Outreach Engagement

			Aggregate from April 1 <sup>st</sup> 2022	
Total number of HOPE engagements	179		8,737	
Engagements actual case management towards housing	50	27.9%	1,839	21.1%
Individuals sheltered	29	16.2%	460	5.3%
Individuals HOPE assisted in housing in own unit or family/friends directly from the street	5	2.8%	128	1.5%
Total assisted in a housing resolution	34	13.4%	588	6.7%
Individuals received or ordered vital documentation for housing	20	11.2%	505	5.9%
Individuals connected with additional medical care (ER, Urgent Psych Center, Detox/Rehab, Mental Health Provider)	19	10.6%	349	4%

## Non-Congregate Shelter

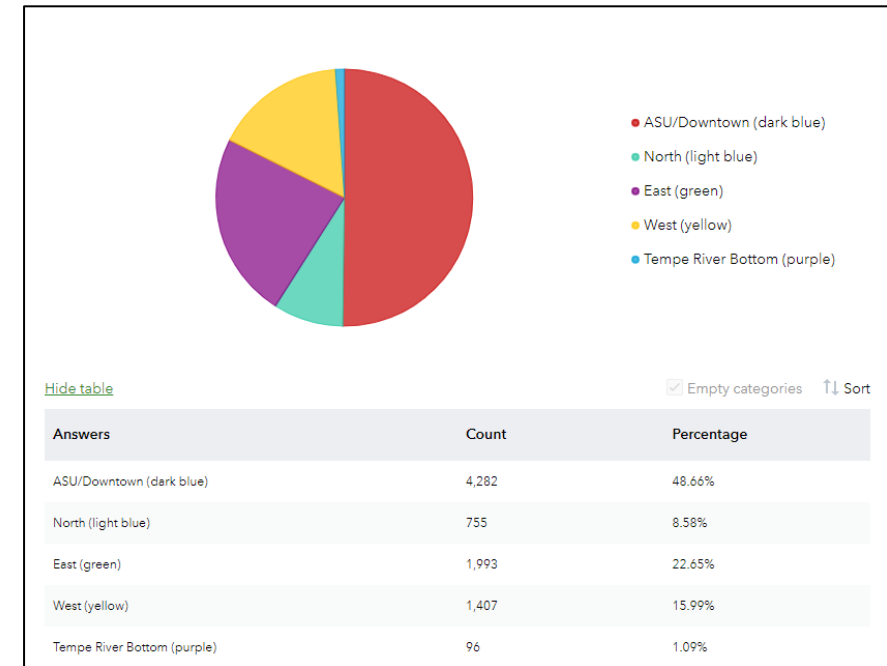
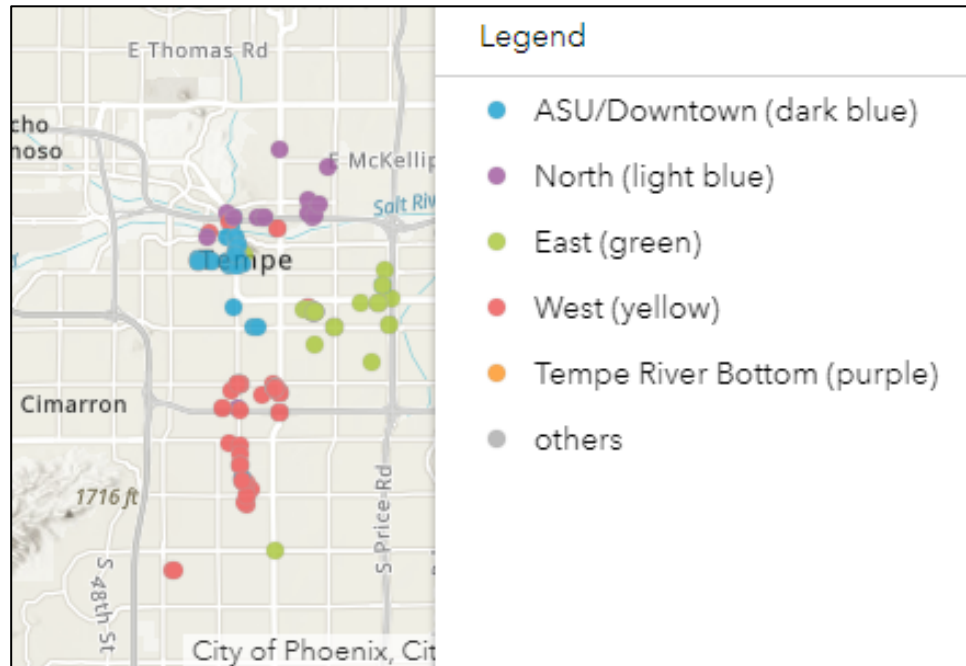
			Average from April 1 <sup>st</sup> 2022
Rooms occupied at Super 8	49/51	96.1%	91.7%
Rooms occupied at 2101	30/32	93.8%	86.9%
Total move outs from shelters	6		6.1/week



# HOPE Outreach by Zone

Week of October 24<sup>th</sup> – 30<sup>th</sup>  
2022

Aggregate from April 1<sup>st</sup> 2022



# Reported Encampment's Follow Up

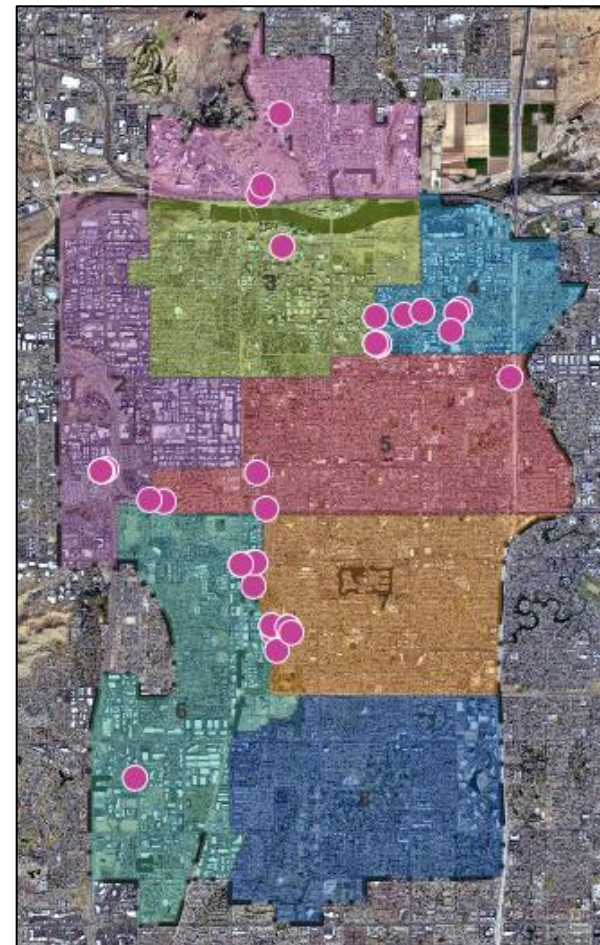


Week of October 24<sup>th</sup> – 30<sup>th</sup> 2022

Total number of encampments being contacted by HOPE	99
---	----

## Status

- Known encampment
- No encampment
- Newly verified encampment
- Clean up already planned
- Forward for verification
- New report
- Abandoned



# Week of October 24<sup>th</sup> – October 30<sup>th</sup> 2022



CARE 7 Crisis Response (7-day Data)		
<b>Total number of crisis van calls for this week</b>	<b>60</b>	
<b>Dispatches involving homelessness</b>	<b>12</b>	20%
Van clients referred to HOPE	2	
Transported for behavioral health care	3	
Transported for substance use treatment	2	
Transported for medical care	0	
Transported to homeless service / cooling center	1	
Provided resources / no service connection	1	
Client refused services / declined resources	3	
<b>Mental Health Court new referrals</b>	<b>0</b>	
<b>Veterans' Court new referrals</b>	<b>0</b>	
<b>PAS / Tempe St. Luke's new referrals</b>	<b>0</b>	
<b>Total number of phone calls</b>	<b>131</b>	
<b>Phone calls regarding homelessness</b>	<b>61</b>	47%

Totals		
<b>Cumulative Data (Starting May 16, 2022)</b>	<b>1069</b>	
	<b>277</b>	26%
	45	
	35	
	44	
	24	
	17	
	81	
	48	
	<b>12</b>	
	<b>16</b>	
	<b>4</b>	
	<b>1694</b>	
<b>718</b>	42%	

# Tempe Fire Medical Rescue



<b>Week of October 24<sup>th</sup> – 30<sup>th</sup> 2022</b>		<b>Aggregate from April 1<sup>st</sup> 2022</b>
Number of EMS calls with patients identified as experiencing homelessness	61	1,753
Call volume as an approximate percentage of all EMS calls	15%	15%
Number of unique individuals	52	1,287
Number of patients who received care coordination with Patient Advocate Services	0	89

# Week of October 24<sup>th</sup> – 30<sup>th</sup> 2022



<b>Police Engagement</b>	<b>Current</b>	
Total number Chiefs Office of Community Policing - Generated Calls for Service and Self Initiated Activity	84	
Total number of Patrol Generated <i>Community</i> Calls for Service + <i>Officer Self-Initiated</i> Activity (at Intersections/Parks)	9	68
	77	
Number of Encampments Addressed (Ongoing; Needs Followup)	28	
Number of Encampments Resolved (Total PD Cleared)	24	
# of Trespass Letters Received	26	

<b>28 Week Aggregate</b>	<b>Current</b>
Total number Chiefs Office of Community Policing - Generated Calls for Service and Self Initiated Activity	1719
Total number of Patrol Generated Community Calls for Service + Officer Self-Initiated Activity (at Intersections/Parks)	2261
Number of Encampments addressed	550
Number of Encampments Resolved / Cleared (total police department)	398
# of Trespass Letters Received	252