

Mayor and Council Weekly Homeless Solutions Briefing

Week of September 26th – October
2nd, 2022



Weekly Posted Homeless Solutions Updates

www.tempe.gov/EndingHomelessness

Learn more about our efforts.

[Sign up to receive human services and homelessness news](#)



HOMELESS
OUTREACH



HOUSING



WEEKLY
UPDATES



<https://www.tempe.gov/government/human-services/housing-services/homeless-solutions-weekly-updates>

Week of September 26th – October 2nd 2022



HOPE Outreach Engagement

			Aggregate from April 1 st 2022	
Total number of HOPE engagements	299		7,768	
Engagements actual case management towards housing	70	23.4%	1,583	20.4%
Individuals sheltered	22	7.4%	388	5%
Individuals HOPE assisted in housing in own unit or family/friends directly from the street	3	1%	96	1.2%
Total assisted in a housing resolution	25	8.4%	475	6.1%
Individuals received or ordered vital documentation for housing	17	5.7%	405	5.2%
Individuals connected with additional medical care (ER, Urgent Psych Center, Detox/Rehab, Mental Health Provider)	21	7%	288	3.7%

Non-Congregate Shelter

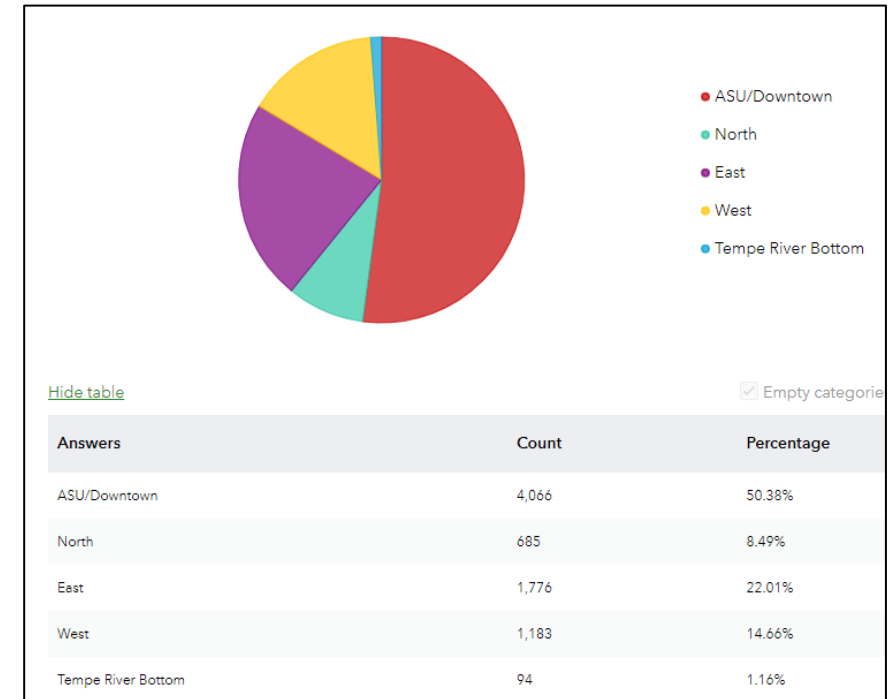
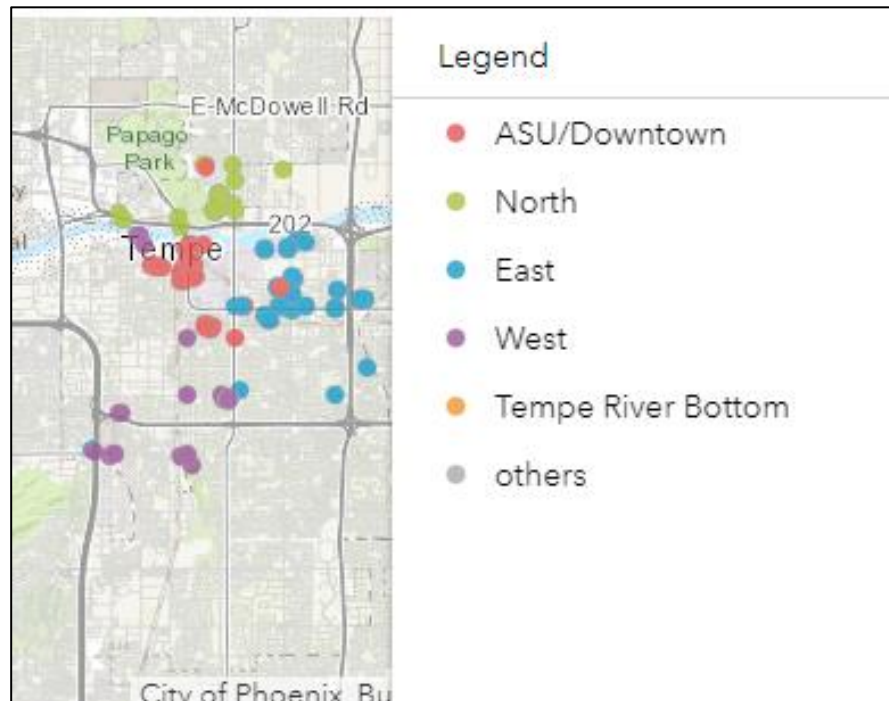
			Average from April 1 st 2022	
Rooms occupied at Super 8	49/53	92.5%	91.3%	
Rooms occupied at 2101	33/33	100%	85.5%	
Rooms occupied Motel 6	12/12	100%	94.2%	
Total move outs from shelters	8		5.7/week	



HOPE Outreach by Zone

Week of September 26th –
October 2nd 2022

Aggregate from April 1st 2022



Reported Encampment's Follow Up

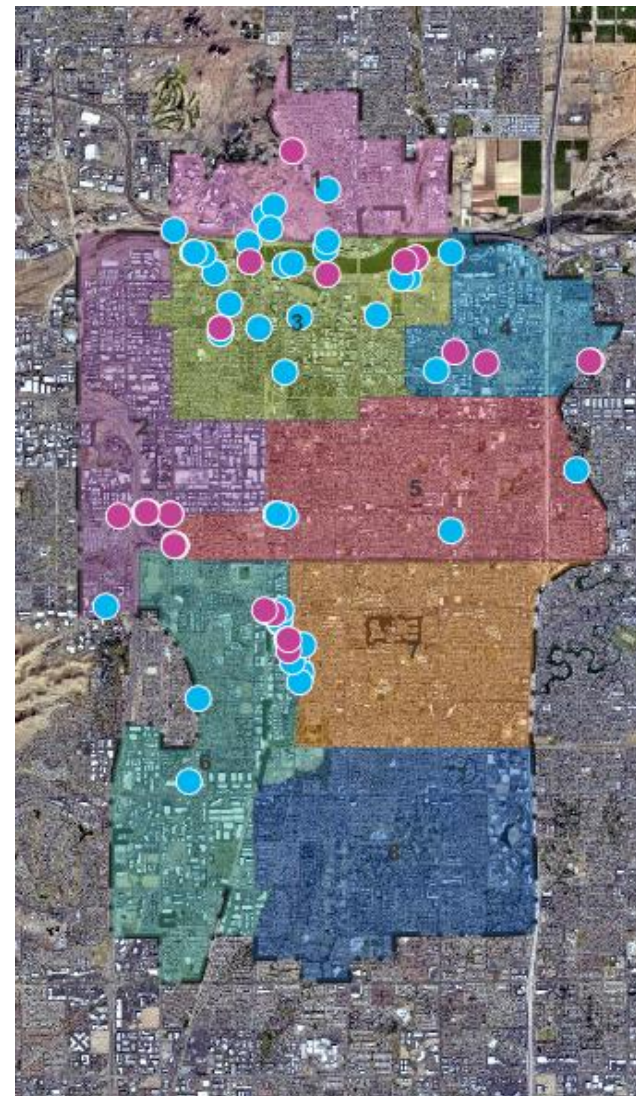


Week of September 26th – October 2nd 2022

Total number of encampments being contacted by HOPE	100
---	-----

Status

- Known encampment
- No encampment
- Newly verified encampment
- Clean up already planned
- Forward for verification
- New report
- Abandoned



Week of September 26th – October 2nd 2022



CARE 7 Crisis Response (7-day Data)		
Total number of crisis van calls for this week	60	
Dispatches involving homelessness	8	13%
Van clients referred to HOPE	1	
Transported for behavioral health care	3	
Transported for substance use treatment	1	
Transported for medical care	0	
Transported to homeless service / cooling center		
Provided resources / no service connection	7	
Client refused services / declined resources	1	
Mental Health Court new referrals	0	
Veterans' Court new referrals	0 (no court held)	
PAS / Tempe St. Luke's new referrals	0	
Total number of phone calls	94	
Phone calls regarding homelessness	44	47%

Totals		
Cumulative Data (Starting May 16, 2022)	830	
	226	29%
	34	
	29	
	30	
	14	
	15	
	67	
	43	
	11	
	14	
	4	
	1203	
514	43%	

Tempe Fire Medical Rescue



Week of September 26th – October 2nd 2022		Aggregate from April 1st 2022
Number of EMS calls with patients identified as experiencing homelessness	55	1,546
Call volume as an approximate percentage of all EMS calls	15%	16%
Number of unique individuals	49	1,159
Number of patients who received care coordination with Patient Advocate Services	3	61

Week of September 26th – October 2nd 2022



Police Engagement	Current	
Total number Chiefs Office of Community Policing - Generated Calls for Service and Self Initiated Activity	61	
Total number of Patrol Generated <i>Community</i> Calls for Service + <i>Officer Self-Initiated</i> Activity (at Intersections/Parks)	5	71
	76	
Number of Encampments addressed	30	
Number of Encampments Resolved / Cleared (total police department)	26	
# of Trespass Letters Received	17	

24-Week Aggregate	Current
Total number Chiefs Office of Community Policing - Generated Calls for Service and Self Initiated Activity	1405
Total number of Patrol Generated Community Calls for Service + Officer Self-Initiated Activity (at Intersections/Parks)	1984
Number of Encampments addressed	475
Number of Encampments Resolved / Cleared (total police department)	289
# of Trespass Letters Received	183