

Weekly Homeless Solutions Update

Week of September 5th –11th, 2022



Tempe

Making waves in the desert

Weekly Posted Homeless Solutions Updates

www.tempe.gov/EndingHomelessness

Learn more about our efforts.

[Sign up to receive human services and homelessness news](#)



HOMELESS
OUTREACH



HOUSING



WEEKLY
UPDATES



<https://www.tempe.gov/government/human-services/housing-services/homeless-solutions-weekly-updates>

Week of September 5th – 11th 2022



HOPE Outreach Engagement

			Aggregate from April 1 st 2022	
Total number of HOPE engagements	320		6,851	
Engagements actual case management towards housing	65	20.3%	1,397	20.4%
Individuals sheltered	19	5.9%	340	5%
Individuals HOPE assisted in housing in own unit or family/friends directly from the street	4	1.3%	82	1.2%
Total assisted in a housing resolution	24	7.5%	413	6%
Individuals received or ordered vital documentation for housing	13	4%	379	5.5%
Individuals connected with additional medical care (ER, Urgent Psych Center, Detox/Rehab, Mental Health Provider)	10	3.1%	235	3.4%

Non-Congregate Shelter

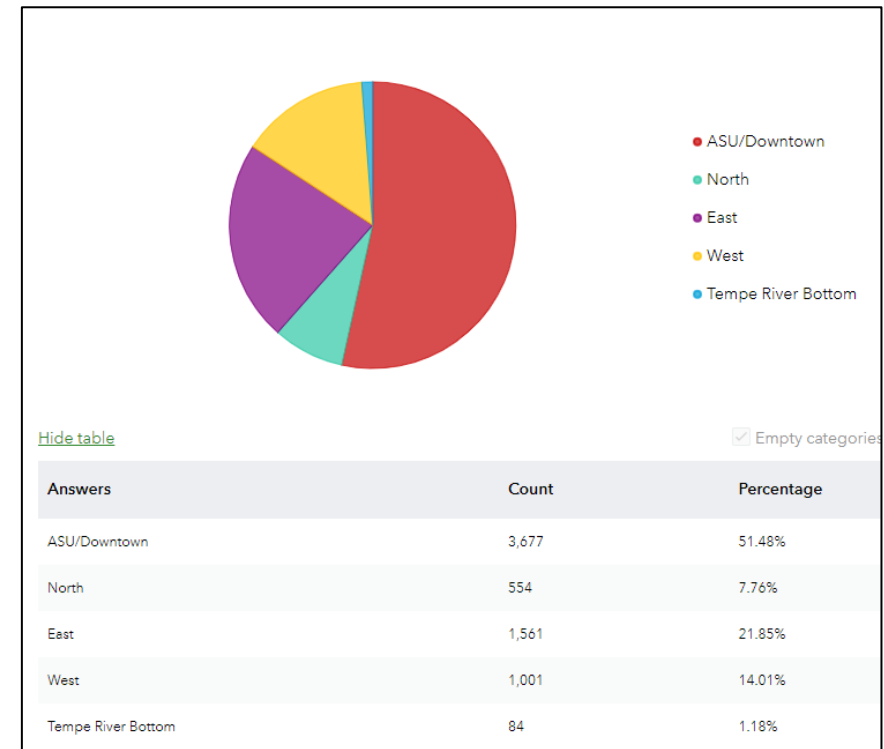
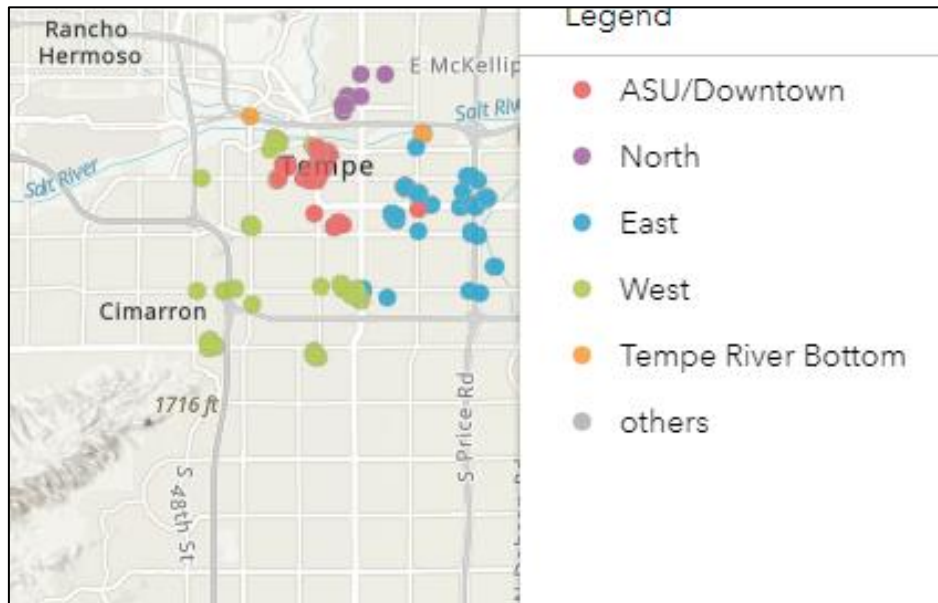
			Average from April 1 st 2022	
Rooms occupied at Super 8	41/50	82%	91.3%	
Rooms occupied at 2101	28/30	93.3%	83.8%	
Rooms occupied Motel 6	13/15	86.7%	95.6%	
Total move outs from shelters	8		5.3/week	



HOPE Outreach by Zone

Week of September 5th – 11th
2022

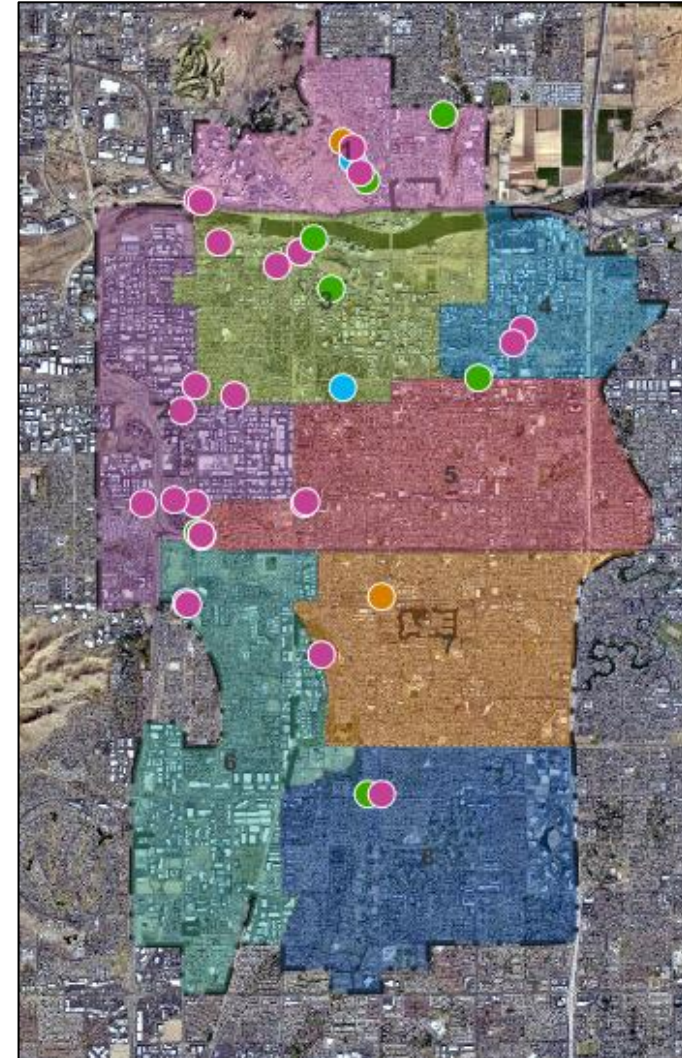
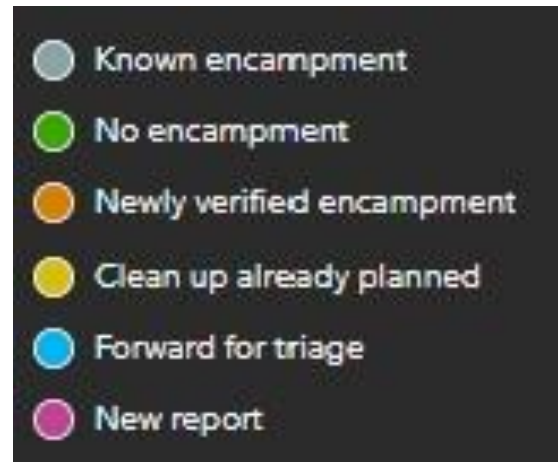
Aggregate from April 1st 2022



Encampment Reporting



Week of September 5 th – 11 th		Aggregate from May 1 st 2022
Total number of encampment calls for service	49	400



Week of September 5th – September 11th 2022



CARE 7 Crisis Response (7-day Data)		
Total number of crisis van calls for this week	42	
Dispatches involving homelessness	8	19%
Van clients referred to HOPE	2	
Transported for behavioral health care	1	
Transported for substance use treatment	2	
Transported for medical care	1	
Transported to homeless service / cooling center		
Provided resources / no service connection	1	
Client refused services / declined resources	1	
Mental Health Court new referrals	0	
Veterans' Court new referrals	0	
PAS / Tempe St. Luke's new referrals	0	
Total number of phone calls	94	
Phone calls regarding homelessness	50	53%

Totals		
Cumulative Data (Starting May 16, 2022)	687	
	200	29%
	30	
	23	
	28	
	11	
	15	
	50	
	36	
	11	
	14	
	4	
	901	
353	39%	

Tempe Fire Medical Rescue



Week of September 5th – 11th 2022		Aggregate from April 1st 2022
Number of EMS calls with patients identified as experiencing homelessness	59	1,365
Call volume as an approximate percentage of all EMS calls	15%	16%
Number of unique individuals	58	1030
Number of patients who received care coordination with Patient Advocate Services	8	50

Week of September 5th –September 11th 2022



Police Engagement	Current	
Total number Chiefs Office of Community Policing - Generated Calls for Service and Self Initiated Activity	95	
Total number of Patrol Generated <i>Community</i> Calls for Service + <i>Officer Self-Initiated</i> Activity (at Intersections/Parks)	9	66
	75	
Number of Encampments addressed	60	
Number of Encampments Resolved / Cleared (total police department)	13	
# of Trespass Letters Received	16	

21-Week Aggregate	Current
Total number Chiefs Office of Community Policing - Generated Calls for Service and Self Initiated Activity	1232
Total number of Patrol Generated Community Calls for Service + Officer Self-Initiated Activity (at Intersections/Parks)	1703
Number of Encampments addressed	364
Number of Encampments Resolved / Cleared (total police department)	215
# of Trespass Letters Received	156