

Weekly Homeless Solutions Update

Week of August 29th – September 4th, 2022



Weekly Posted Homeless Solutions Updates

www.tempe.gov/EndingHomelessness

Learn more about our efforts.

[Sign up to receive human services and homelessness news](#)



HOMELESS
OUTREACH



HOUSING



WEEKLY
UPDATES



<https://www.tempe.gov/government/human-services/housing-services/homeless-solutions-weekly-updates>

Week of August 29th – September 4th 2022



HOPE Outreach Engagement

			Aggregate from April 1 st 2022	
Total number of HOPE engagements	217		6,531	
Engagements actual case management towards housing	43	19.8%	1,332	20.4%
Individuals sheltered	15	6.9%	321	4.9%
Individuals HOPE assisted in housing in own unit or family/friends directly from the street	8	3.7%	78	1.2%
Total assisted in a housing resolution	23	10.6%	389	6%
Individuals received or ordered vital documentation for housing	24	11.1%	366	5.6%
Individuals connected with additional medical care (ER, Urgent Psych Center, Detox/Rehab, Mental Health Provider)	8	3.7%	225	3.4%

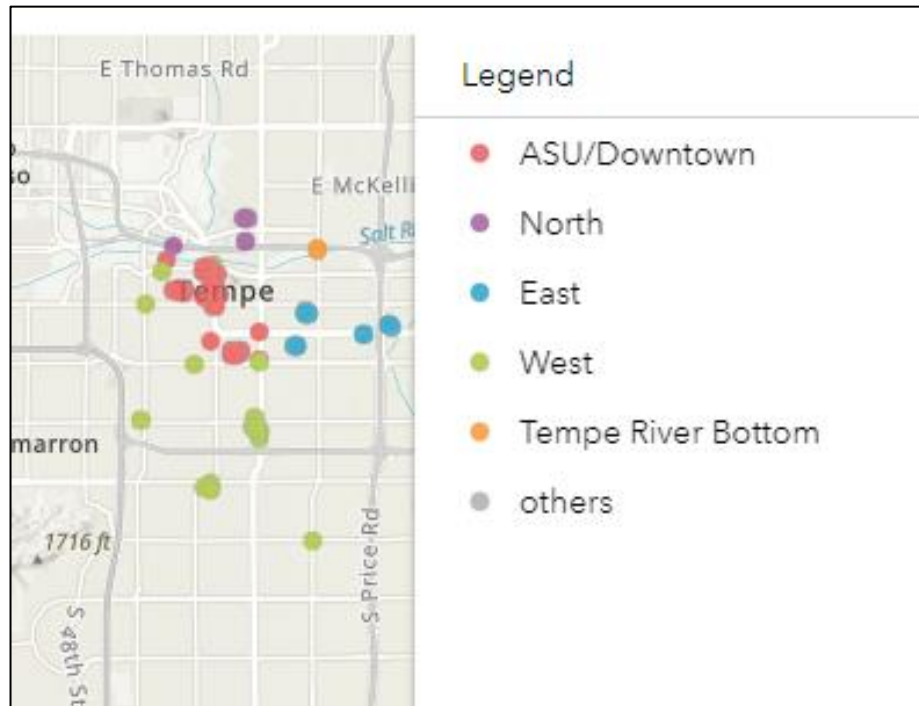
Non-Congregate Shelter

			Average from April 1 st 2022	
Rooms occupied at Super 8	39/49	79.6%	91.7%	
Rooms occupied at 2101	27/27	100%	83.4%	
Motel 6	15/15	100%	100%	
Total move outs from shelters	7		5.2/week	

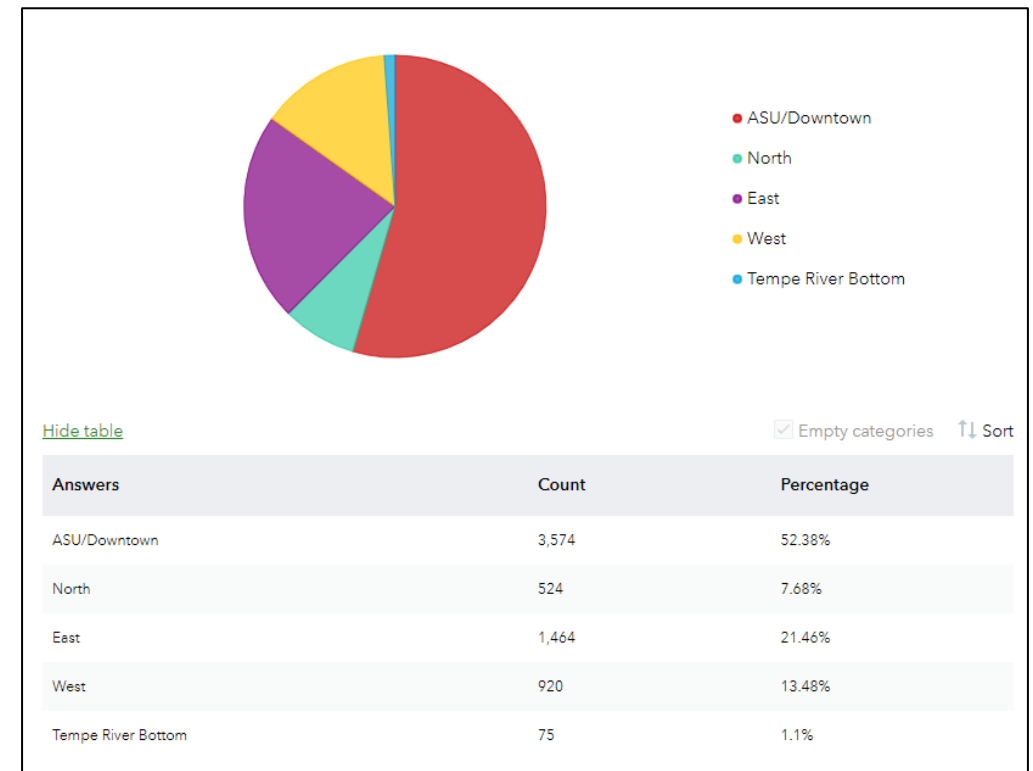


HOPE Outreach by Zone

Week of August 29th –
September 4th 2022



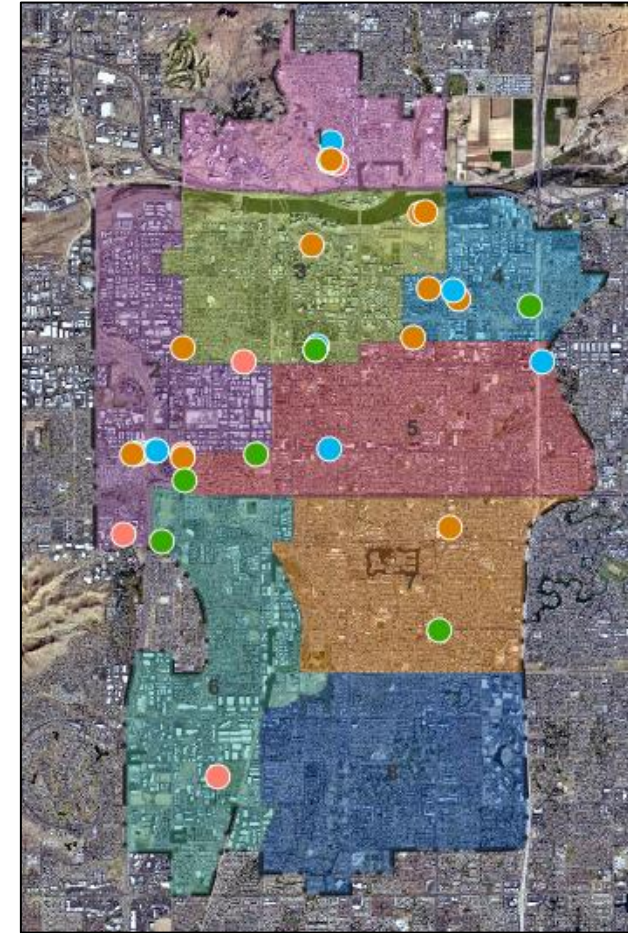
Aggregate from April 1st 2022



Encampment Reporting



Week of August 22 nd – August 28 th 2022		Aggregate from May 1 st 2022
Total number of encampment calls for service	27	351



Week of August 29th – September 4th 2022



CARE 7 Crisis Response (7-day Data)		
Total number of crisis van calls for this week	43	
Dispatches involving homelessness	9	21%
Van clients referred to HOPE		
Transported for behavioral health care	1	
Transported for substance use treatment	2	
Transported for medical care		
Transported to homeless service / cooling center	1	
Provided resources / no service connection	3	
Client refused services / declined resources	2	
Mental Health Court new referrals	1	
Veterans' Court new referrals	1	
PAS / Tempe St. Luke's new referrals	0	
Total number of phone calls	91	
Phone calls regarding homelessness	49	54%

Totals		
Cumulative Data (Starting May 16, 2022)	645	
	192	30%
	28	
	22	
	26	
	10	
	15	
	49	
	35	
	11	
	14	
	4	
	807	
	303	38%

Tempe Fire Medical Rescue



Week of August 29th – September 4th 2022		Aggregate from April 1st 2022
Number of EMS calls with patients identified as experiencing homelessness	59	1,314
Call volume as an approximate percentage of all EMS calls	15%	16%
Number of unique individuals	54	988
Number of patients who received care coordination with Patient Advocate Services	8	42

Week of August 29th – September 4th 2022



Police Engagement	Current	
Total number Chiefs Office of Community Policing - Generated Calls for Service and Self Initiated Activity	70	
Total number of Patrol Generated <i>Community</i> Calls for Service + <i>Officer Self-Initiated</i> Activity (at Intersections/Parks)	7	45
	52	
Number of Encampments addressed	53	
Number of Encampments Resolved / Cleared (total police department)	17	
# of Trespass Letters Received <i>(*System mid-upgrade; entry resumption next week*)</i>	0	

20-Week Aggregate	Current
Total number Chiefs Office of Community Policing - Generated Calls for Service and Self Initiated Activity	1137
Total number of Patrol Generated Community Calls for Service + Officer Self-Initiated Activity (at Intersections/Parks)	1628
Number of Encampments addressed	304
Number of Encampments Resolved / Cleared (total police department)	202
# of Trespass Letters Received	140