

# Weekly Homeless Solutions Update

Week of August 15<sup>th</sup> – August 21<sup>st</sup>, 2022



# Weekly Posted Homeless Solutions Updates

[www.tempe.gov/EndingHomelessness](http://www.tempe.gov/EndingHomelessness)

Learn more about our efforts.

[Sign up to receive human services and homelessness news](#)



HOMELESS  
OUTREACH



HOUSING



WEEKLY  
UPDATES



<https://www.tempe.gov/government/human-services/housing-services/homeless-solutions-weekly-updates>



# Week of August 15<sup>th</sup> – August 21<sup>st</sup> 2022



## HOPE Outreach Engagement

### Aggregate from April 1<sup>st</sup> 2022

Total number of HOPE engagements	401		6,314	
Engagements actual case management towards housing	59	14.7%	1,225	19.4%
Individuals sheltered	29	7.2%	273	4.3%
Individuals HOPE assisted in housing in own unit or family/friends directly from the street	4	1%	66	1%
Total assisted in a housing resolution	33	7.2%	329	5.2%
Individuals received or ordered vital documentation for housing	24	6%	328	5.2%
Individuals connected with additional medical care (ER, Urgent Psych Center, Detox/Rehab, Mental Health Provider)	9	2.2%	214	3.4%

## Non-Congregate Shelter

### Average from April 1<sup>st</sup> 2022

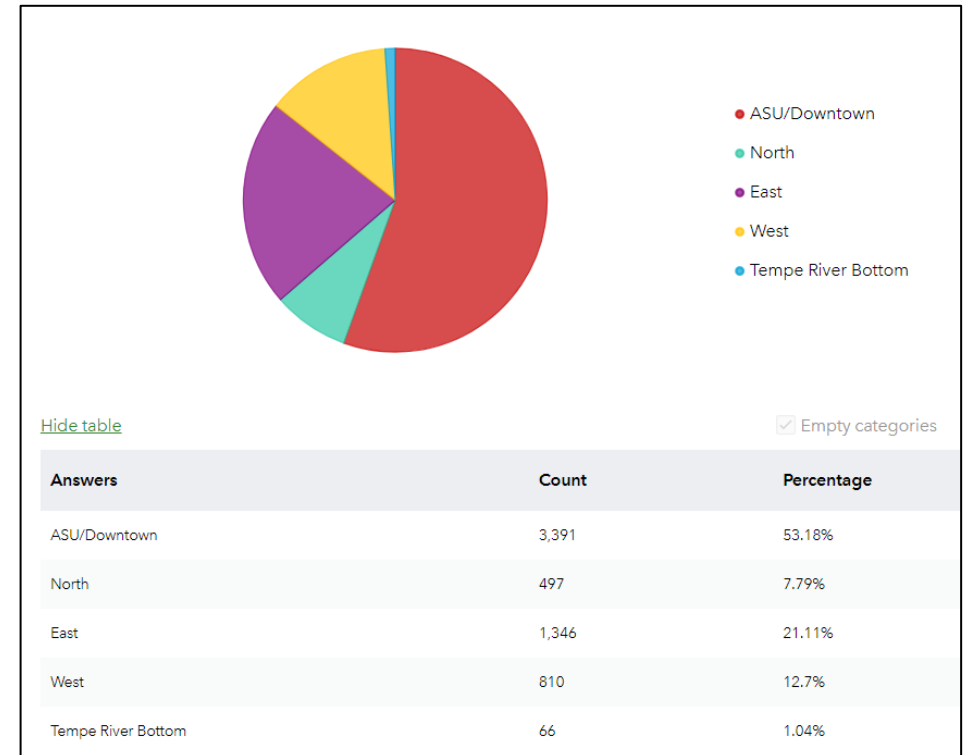
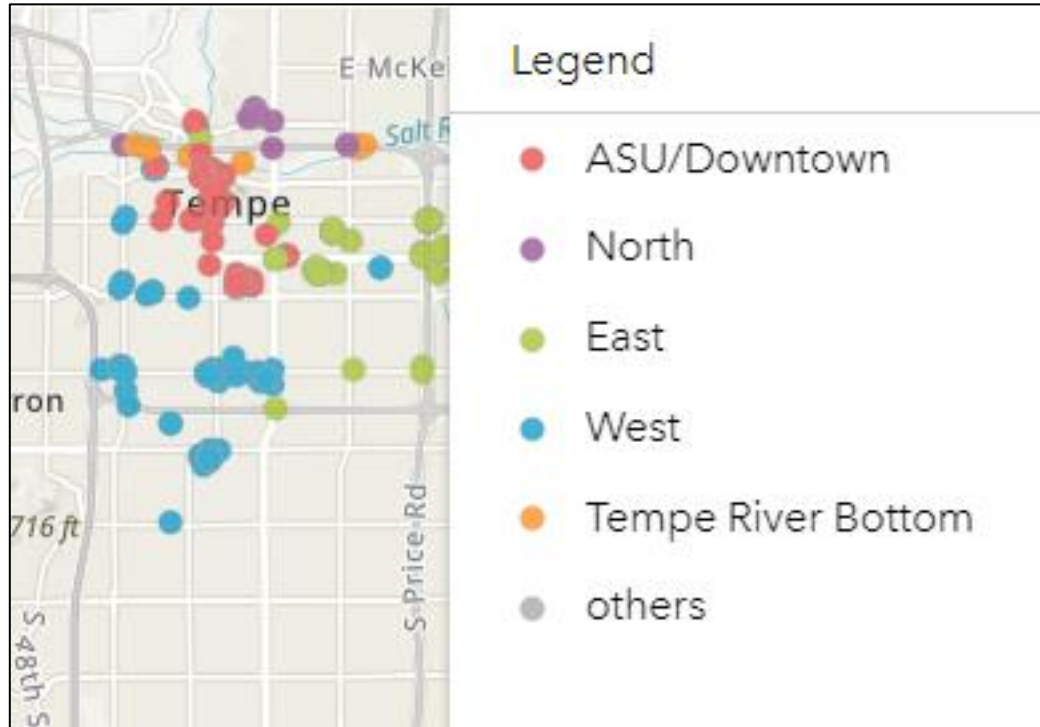
Rooms occupied at Super 8	50/50	100%	92.1%
Rooms occupied at 2101	33/34	100%	83.3%
Total move outs from shelters	4		5.1/week



# HOPE Outreach by Zone

Week of August 15<sup>th</sup> –  
August 21<sup>st</sup> 2022

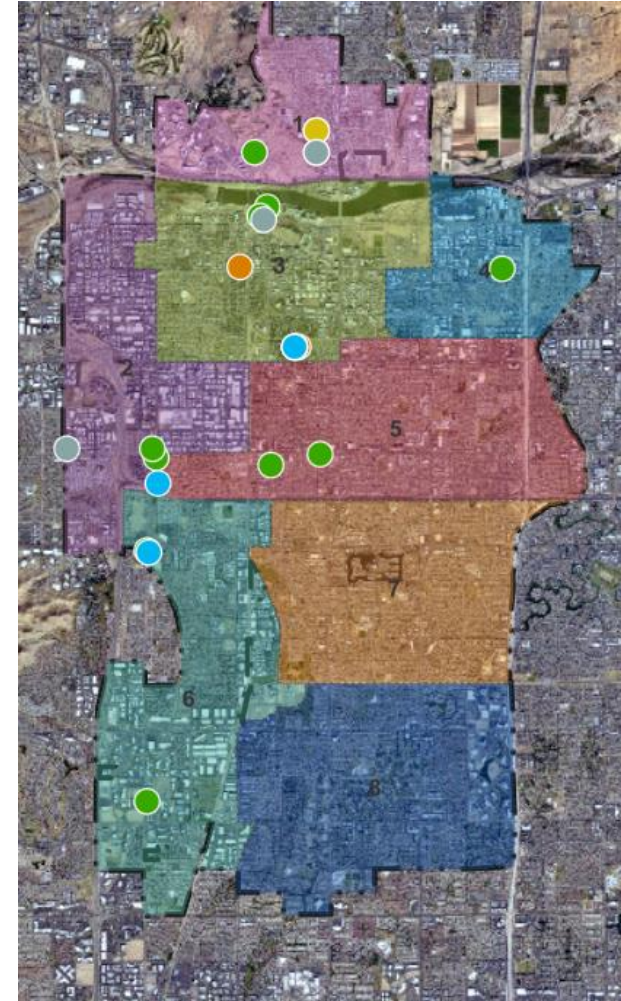
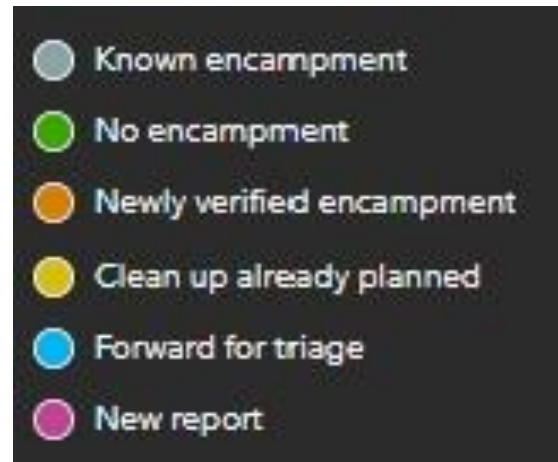
Aggregate from April 1<sup>st</sup> 2022



# Encampment Reporting



Week of August 15 <sup>th</sup> – August 22 <sup>nd</sup> 2022		Aggregate from May 1 <sup>st</sup> 2022
Total number of encampment calls for service	32	281



# Week of August 15<sup>th</sup> – August 21<sup>st</sup> 2022



CARE 7 Crisis Response (7-day Data)		
<b>Total number of crisis van calls for this week</b>	<b>48</b>	
<b>Dispatches involving homelessness</b>	<b>13</b>	27%
Van clients referred to HOPE	2	
Transported for behavioral health care	1	
Transported for substance use treatment	3	
Transported for medical care	1	
Transported to homeless service / cooling center	2	
Provided resources / no service connection	3	
Client refused services / declined resources	1	
<b>Mental Health Court new referrals</b>	<b>2</b>	
<b>Veterans' Court new referrals</b>	<b>1</b>	
<b>PAS / Tempe St. Luke's new referrals</b>	<b>0</b> (no staffing)	
<b>Total number of phone calls</b>	<b>75</b>	
<b>Phone calls regarding homelessness</b>	<b>29</b>	39%

Totals		
<b>Cumulative Data (Starting May 16, 2022)</b>	<b>561</b>	
	<b>168</b>	30%
	28	
	19	
	21	
	8	
	14	
	42	
	29	
	<b>10</b>	
	<b>13</b>	
	<b>4</b>	
	<b>615</b>	
<b>207</b>	34%	

# Tempe Fire Medical Rescue



<b>Week of August 15<sup>th</sup> – August 21<sup>st</sup> 2022</b>		<b>Aggregate from April 1<sup>st</sup> 2022</b>
Number of EMS calls with patients identified as experiencing homelessness	73	1,196
Call volume as an approximate percentage of all EMS calls	17%	16%
Number of unique individuals	68	898
Number of patients who received care coordination with Patient Advocate Services	N/A	27

# Week of August 15<sup>th</sup> – August 21<sup>st</sup> 2022



<b>Police Engagement</b>	<b>Current</b>	
Total number Chiefs Office of Community Policing - Generated Calls for Service and Self Initiated Activity	104	
Total number of Patrol Generated <i>Community</i> Calls for Service + <i>Officer Self-Initiated</i> Activity (at Intersections/Parks)	2	76
	78	
Number of Encampments addressed	13	
Number of Encampments Resolved / Cleared (total police department)	21	
# of Trespass Letters Received	6	

<b>18-Week Aggregate</b>	<b>Current</b>
Total number Chiefs Office of Community Policing - Generated Calls for Service and Self Initiated Activity	992
Total number of Patrol Generated Community Calls for Service + Officer Self-Initiated Activity (at Intersections/Parks)	1499
Number of Encampments addressed	246
Number of Encampments Resolved / Cleared (total police department)	175
# of Trespass Letters Received	136