

Homeless Solutions Weekly Update

Week of August 1st – August 7th, 2022



Agenda



- Homeless Solutions Information Accessibility
- Weekly Data Review

Homeless Solutions Information Accessibility



Tempe
Making waves in the desert

LIVE: Homeless Solutions HUB

<https://homeless-solutions.tempe.gov/>

homeless-solutions.tempe.gov

Tempe Bookmarks Imported From IE Tempe Homeless St... WebEOC Login HOPE Engagements HOPE Engagement... Annual Point in Tim...

Tempe Homeless Solutions Open Tempe

Homeless Solutions

Addressing health and safety needs. Improving quality of life for all in Tempe.

Please use the translate button to view in Spanish or other languages.
Por favor use el botón de traducción para ver en español o otros idiomas.

Photo by City of Tempe



Weekly Posted Homeless Solutions Updates

www.tempe.gov/EndingHomelessness

Learn more about our efforts.

[Sign up to receive human services and homelessness news](#)



HOMELESS
OUTREACH



HOUSING



WEEKLY
UPDATES



<https://www.tempe.gov/government/human-services/housing-services/homeless-solutions-weekly-updates>

Weekly Data Review



Tempe
Making waves in the desert

Week of August 1st – August 7th 2022



HOPE Outreach Engagement

			Aggregate from April 1 st 2022	
Total number of HOPE engagements	223		5,519	
Engagements actual case management towards housing	34	15.2%	1,166	21.1%
Individuals sheltered	13	5.8%	225	4.1%
Individuals HOPE assisted in housing in own unit directly from the street	2	.9%	57	1%
Total assisted in a housing resolution	15	6.7%	272	4.9%
Individuals received or ordered vital documentation for housing	14	6.3%	304	5.5%
Individuals connected with additional medical care (ER, Urgent Psych Center, Detox/Rehab, Mental Health Provider)	2	.9%	199	3.6%

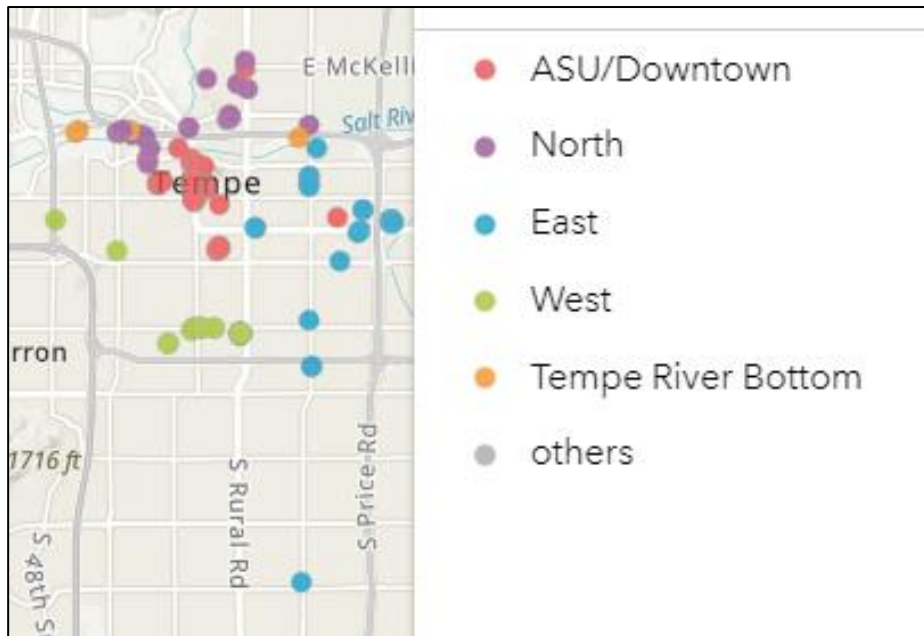
Non-Congregate Shelter

			Average from April 1 st 2022
Rooms occupied at Super 8	50/51	98%	91.2%
Rooms occupied at 2101	30/31	96.8%	81.3%
Total move outs from shelters	7		5.1/week

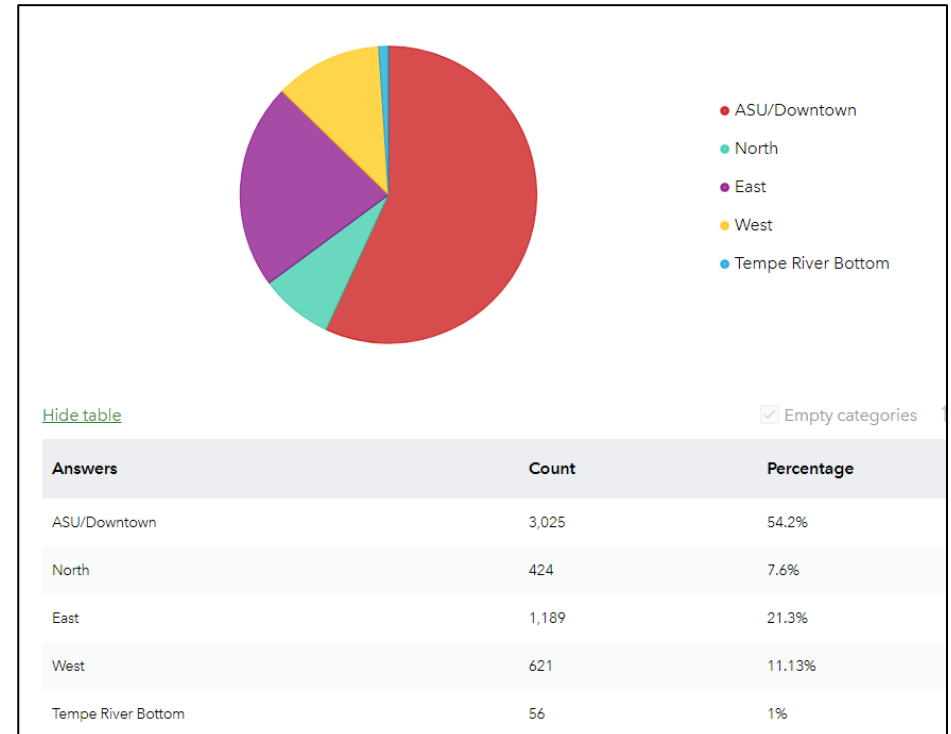


HOPE Outreach by Zone

Week of August 1st – August 7th 2022



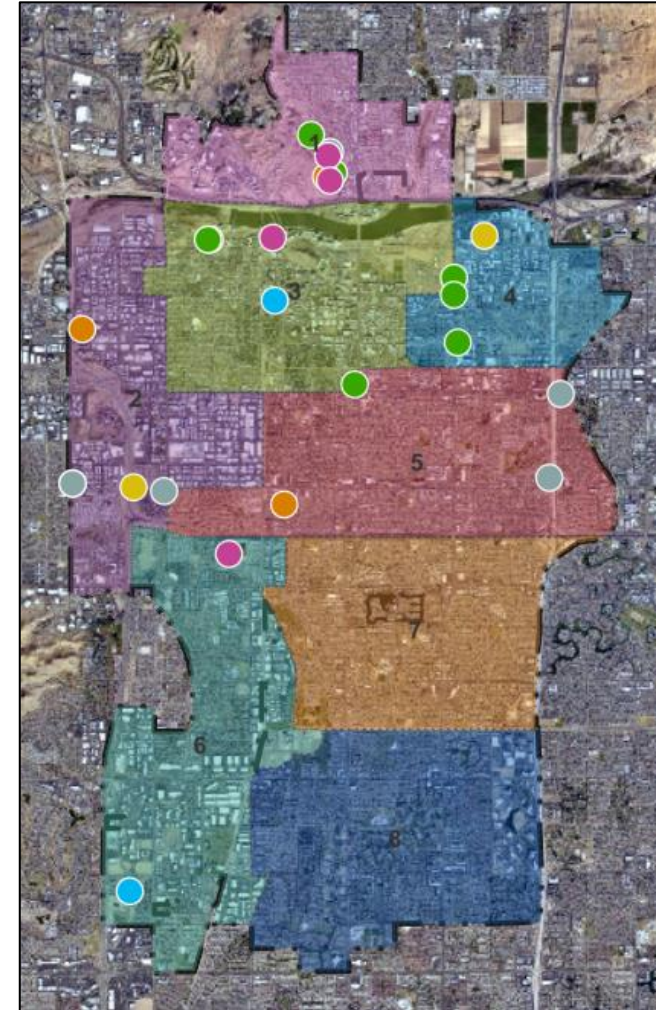
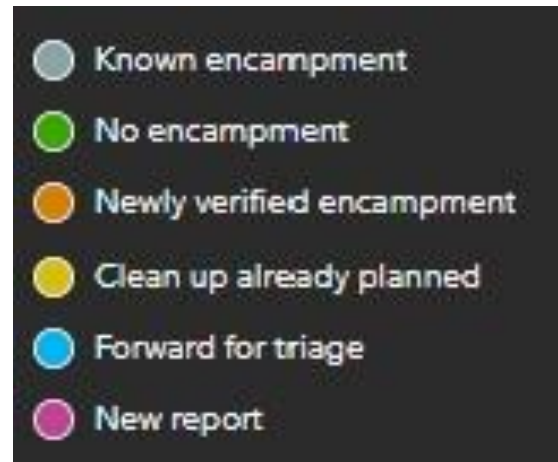
Aggregate from April 1st 2022



Encampment Reporting



Week of August 1 st – August 7 th 2022		Aggregate from May 1 st 2022
Total number of encampment calls for service	28	204



Tempe Fire Medical Rescue



Week of August 1st – August 7th 2022		Aggregate from April 1st 2022
Number of EMS calls with patients identified as experiencing homelessness	57	1068
Call volume as an approximate percentage of all EMS calls	16%	16%
Number of unique individuals	53	814
Number of patients who received care coordination with Patient Advocate Services	4	27

Week of August 1st – August 7th 2022



Police Engagement	Current	
Total number Chiefs Office of Community Policing - Generated Calls for Service and Self Initiated Activity	81	
Total number of Patrol Generated <i>Community</i> Calls for Service + <i>Officer Self-Initiated</i> Activity (at Intersections/Parks)	5	71
	76	
Number of Encampments addressed	8	
Number of Encampments Resolved / Cleared (total police department)	17	
# of Trespass Letters Received	6	

16 Week Aggregate	Current
Total number Chiefs Office of Community Policing - Generated Calls for Service and Self Initiated Activity	798
Total number of Patrol Generated Community Calls for Service + Officer Self-Initiated Activity (at Intersections/Parks)	1365
Number of Encampments addressed	223
Number of Encampments Resolved / Cleared (total police department)	138
# of Trespass Letters Received	121