

# Weekly Homeless Solutions Update

Week of June 27<sup>th</sup> – July 3<sup>rd</sup>, 2022



# Week of June 27<sup>th</sup> – July 3<sup>rd</sup> 2022



## HOPE Outreach Engagement

			Aggregate from April 1 <sup>st</sup> 2022	
Total number of HOPE engagements	506		3,483	
Engagements actual case management towards housing	99	19.6%	837	24%
Individuals sheltered	11	2.2%	135	3.9%
Individuals HOPE assisted in housing in own unit directly from the street	3	.6%	45	1.3%
Total assisted in a housing resolution	14	2.8%	180	5.2%
Individuals received or ordered vital documentation for housing	17	3.4%	198	5.7%
Individuals connected with additional medical care (ER, Urgent Psych Center, Detox/Rehab, Mental Health Provider)	16	3.2%	148	4.2%

## Non-Congregate Shelter

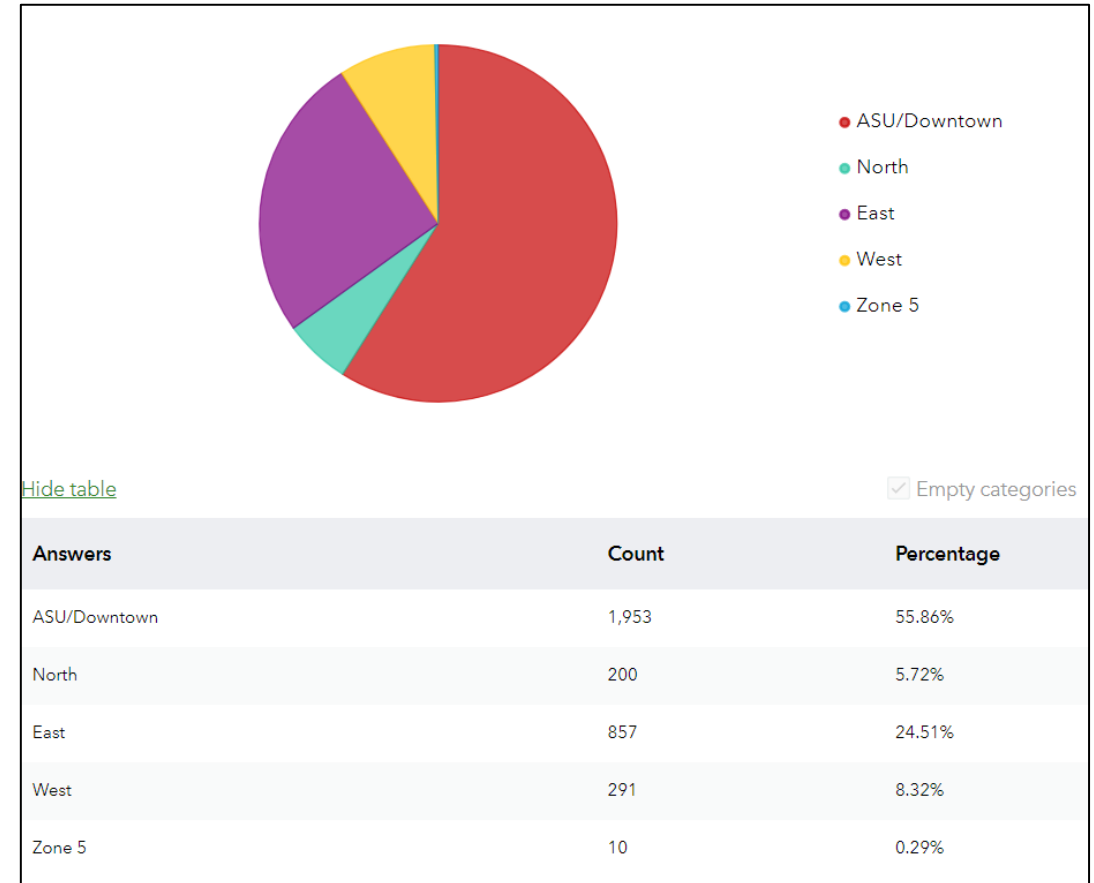
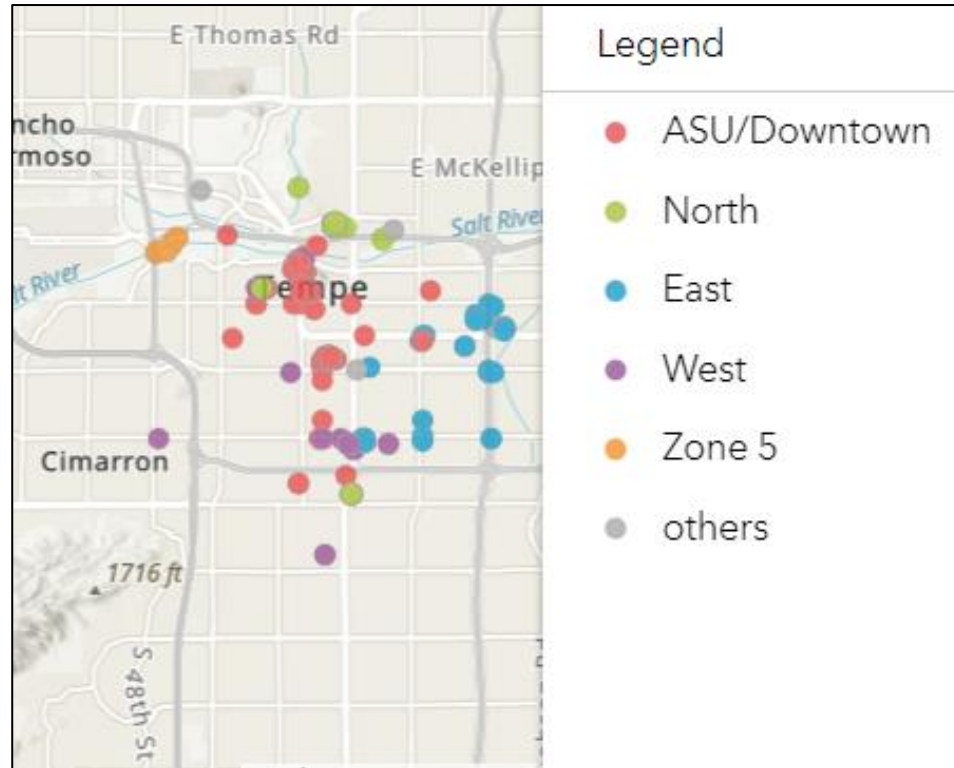
			Average from April 1 <sup>st</sup> 2022
Rooms occupied at Super 8	47/52	90.4%	89%
Rooms occupied at 2101	28/31	90.3%	75.1%
Total move outs from shelters	6		4.5/week



# HOPE Outreach by Zone

Week of June 27<sup>th</sup> – July 3<sup>rd</sup>  
2022

Aggregate from April 1<sup>st</sup> 2022

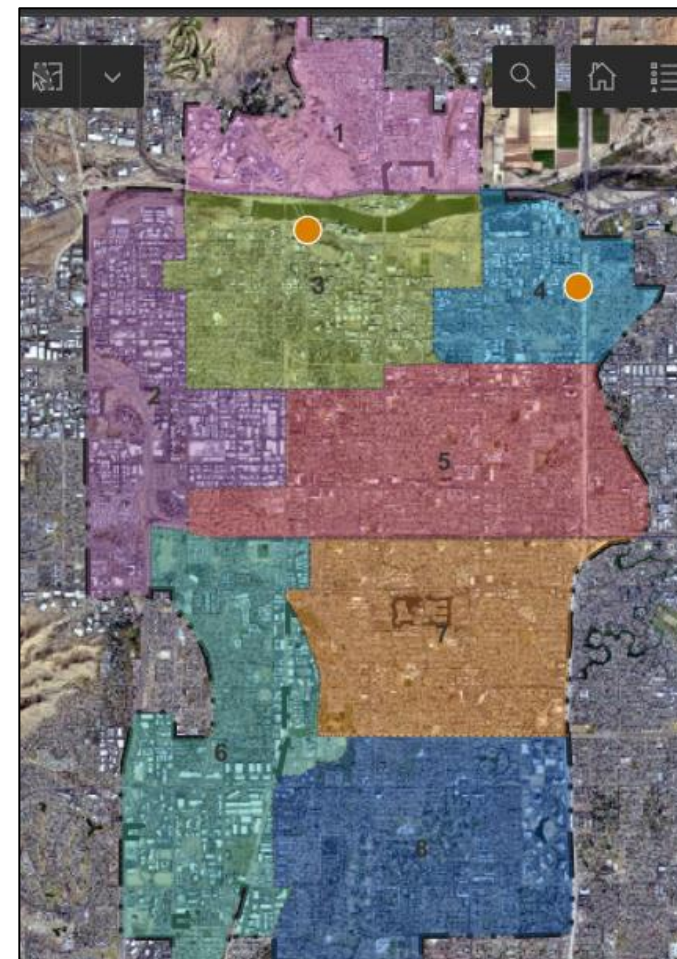


# Encampment Reporting



Week of June 27 <sup>th</sup> – July 3 <sup>rd</sup> 2022		Aggregate from May 1 <sup>st</sup> 2022
Total number of encampment calls for service	2	111

- Known encampment
- No encampment
- Newly verified encampment
- Clean up already planned
- Forward for triage
- New report



# Week of June 27<sup>th</sup> - July 3<sup>rd</sup> 2022



CARE 7 Crisis Response (7-day Data)		
<b>Total number of crisis van calls for this week</b>	<b>35</b>	
<b>Dispatches involving homelessness</b>	<b>9</b>	25%
Van clients referred to HOPE	2	
Transported for behavioral health care		
Transported for substance use treatment	2	
Transported for medical care	2	
Transported to homeless service provider	1	
Temporary lodging option / provided resources	2	
Client refused services / declined resources		
<b>Mental Health Court new referrals</b>	<b>0</b> *no court	
<b>Veterans' Court new referrals</b>	<b>0</b> *no court	
<b>PAS / Tempe St. Luke's new referrals</b>	<b>0</b> *no staffing	
<b>Total number of phone calls</b>	<b>39</b>	
<b>Phone calls regarding homelessness</b>	<b>8</b>	21%

Totals		
<b>Cumulative Data (Starting May 16, 2022)</b>	<b>248</b>	
	<b>67</b>	27%
	21	
	9	
	7	
	2	
	3	
	15	
	13	
	6	
	9	
	3	
	<b>233</b>	
<b>66</b>	28%	

# Tempe Fire Medical Rescue



<b>Week of June 27<sup>th</sup> – July 3<sup>rd</sup> 2022</b>		<b>Aggregate from April 1<sup>st</sup> 2022</b>
Number of EMS calls with patients identified as experiencing homelessness	54	745
Call volume as an approximate percentage of all EMS calls	17%	15%
Number of unique individuals	52	587
Number of patients who received care coordination with Patient Advocate Services	1	9

# Week of June 27<sup>th</sup> – July 3<sup>th</sup> 2022



<b>Police Engagement</b>	<b>Current</b>	
Total number Chiefs Office of Community Policing - Generated Calls for Service and Self Initiated Activity	48	
Total number of Patrol Generated <i>Community</i> Calls for Service + <i>Officer Self-Initiated</i> Activity (at Intersections/Parks)	5	96
	101	
Number of Encampments addressed	3	
Number of Encampments Resolved / Cleared (total police department)	1	
# of Trespass Letters Received	9	

<b>12 Week Aggregate</b>	<b>Current</b>
Total number Chiefs Office of Community Policing - Generated Calls for Service and Self Initiated Activity	475
Total number of Patrol Generated Community Calls for Service + Officer Self-Initiated Activity (at Intersections/Parks)	1017
Number of Encampments addressed	151
Number of Encampments Resolved / Cleared (total police department)	86
# of Trespass Letters Received	90