

Tempe Homeless Solutions Weekly Update

Week of June 13th – June 19th, 2022



Week of June 13th – June 19th 2022



HOPE Outreach Engagement

			Aggregate from April 1 st 2022	
Total number of HOPE engagements	457		2612	
Engagements actual case management towards housing	120	26.2%	659	25%
Individuals sheltered	12	2.6%	111	4.2%
Individuals HOPE assisted in housing in own unit directly from the street	16	3.5%	33	1.3%
Total assisted in a housing resolution	28	6.1%	144	5.5%
Individuals received or ordered vital documentation for housing	21	4.6%	154	5.9%
Individuals connected with additional medical care (ER, Urgent Psych Center, Detox/Rehab, Mental Health Provider)	10	2.2%	124	4.7%

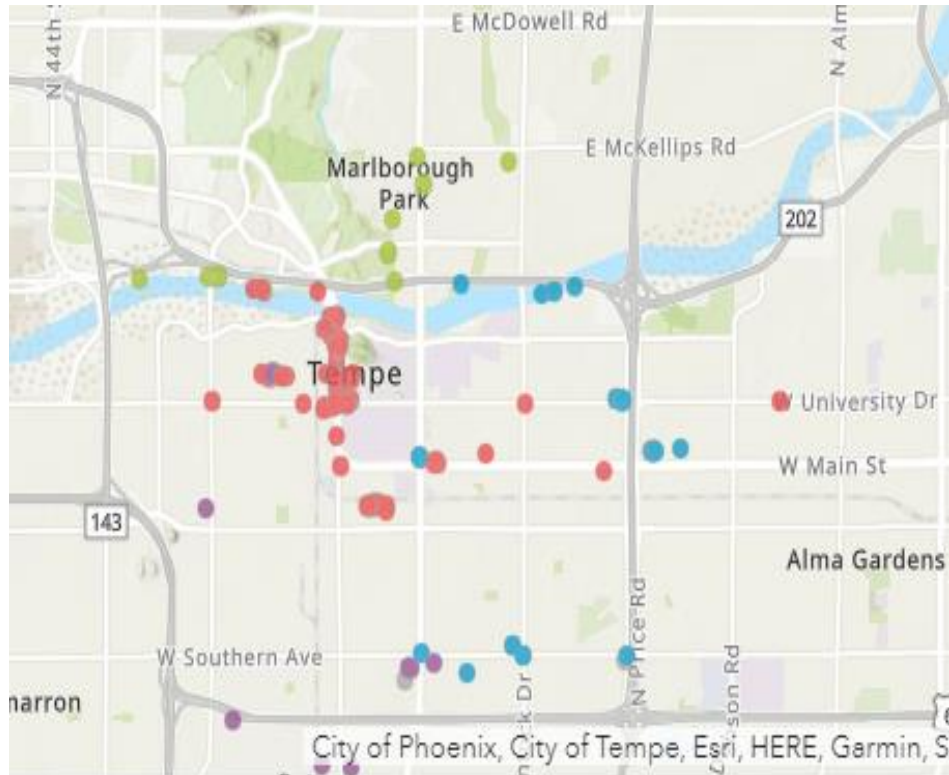
Non-Congregate Shelter

			Average from April 1 st 2022
Rooms occupied at Super 8	50/52	96%	89.2%
Rooms occupied at 2101	26/38	69%	73.3%
Total move outs from shelters	9		4/week

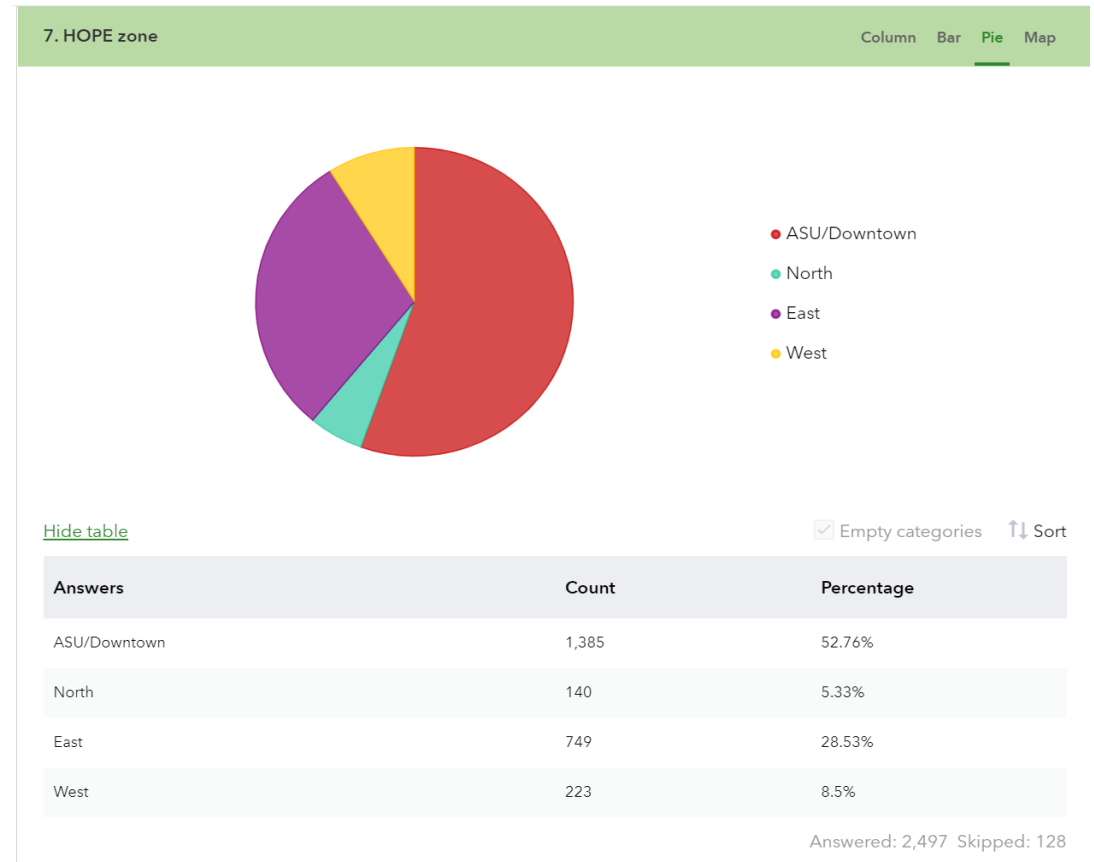


HOPE Outreach by Zone

Week of June 13th – June 19th 2022



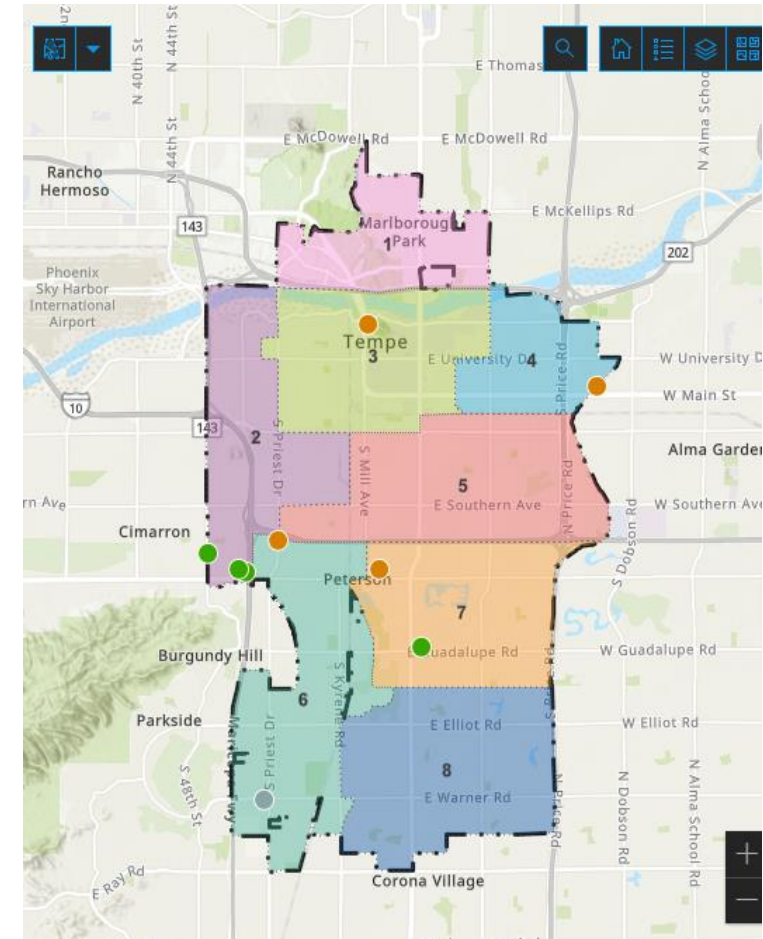
Aggregate from April 1st 2022



Encampment Reporting



Week of June 13th – June 19th 2022		Aggregate from May 1st 2022
Total number of encampment calls for service	9	102



Week of June 13th - June 19th 2022



CARE 7 Crisis Response (7-day Data)		
Total number of crisis van calls for this week	37	
Dispatches involving homelessness	9	24%
Van clients referred to HOPE	2	
Transported for behavioral health care	2	
Transported for substance use treatment	1	
Transported for medical care		
Transported to homeless service provider	1	
Temporary lodging option / provided resources	1	
Client refused services / declined resources	2	
Mental Health Court new referrals	1	
Veterans' Court new referrals	2	
PAS / Tempe St. Luke's new referrals	2	
Total number of phone calls	32	
Phone calls regarding homelessness	12	38%

Totals		
Cumulative Data (Starting May 16, 2022)	175	
	46	26%
	16	
	9	
	4	
	1	
	8	
	11	
	6	
	8	
	3	
	158	
46	29%	

Tempe Fire Medical Rescue



Week of June 13th – June 19th 2022		Aggregate from April 1st 2022
Number of EMS calls with patients identified as experiencing homelessness	63	646
Call volume as an approximate percentage of all EMS calls	17%	15%
Number of unique individuals	58	507

Week of June 13th – June 19th 2022



Police Engagement	Current	
Total number Chiefs Office of Community Policing - Generated Calls for Service and Self Initiated Activity	23	
Total number of Patrol Generated Community Calls for Service + Officer Self-Initiated Activity (at Intersections/Parks)	7	98
	105	
Number of Encampments addressed	18	
Number of Encampments Resolved / Cleared (total police department)	14	
# of Trespass Letters Received	11	

9 Week Aggregate	Current
Total number Chiefs Office of Community Policing - Generated Calls for Service and Self Initiated Activity	358
Total number of Patrol Generated Community Calls for Service + Officer Self-Initiated Activity (at Intersections/Parks)	823
Number of Encampments addressed	134
Number of Encampments Resolved / Cleared (total police department)	73
# of Trespass Letters Received	78