

2021 Solid Waste Rate Study

Public Meeting
April 20, 2021





Safe & Secure
Communities

1.27 - City Infrastructure and Assets



Strong Community
Connections

2.02 - Customer Service Satisfaction



Sustainable Growth
& Development

4.04 - Solid Waste Landfill Diversion

4.12 - Composting



Financial Stability
& Vitality

5.01 - Quality of Business Services



Rate Study Introduction



Solid Waste Services



Residential



Commercial Front Load



Commercial Roll-off



Compost/Inert Yard



Alley Maintenance

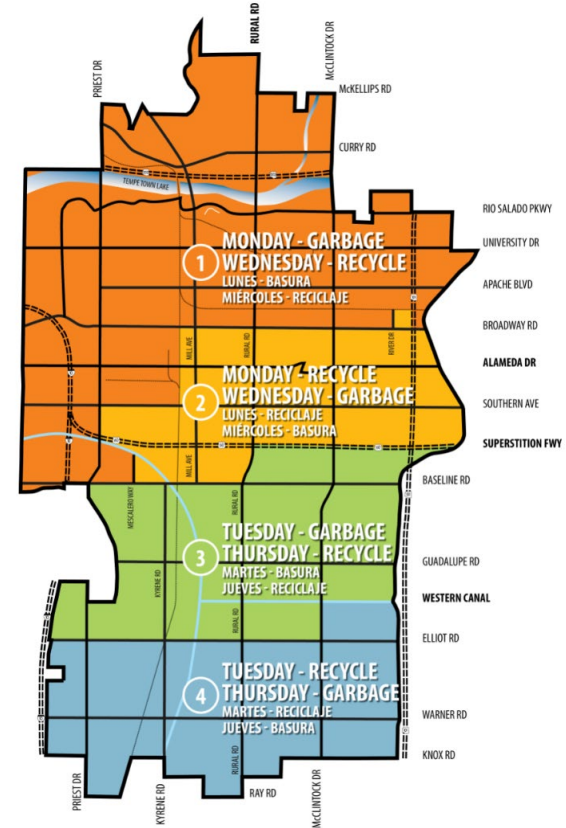


Household Products
Collection Center

Residential Service



- Garbage and recycling
- Volume-based container pricing
- Green organics program



Residential Service Continued



- Additional Services
 - Uncontained garbage and green organics
 - Household Products Collection Center
 - Zero Waste Day events
 - Self-haul to transfer station



Commercial Service



- Garbage and recycling
- Roll-off
- Special events garbage and recycling



Compost/Inert Yard (Pilot)



- Compost
- Inert



Alley Maintenance



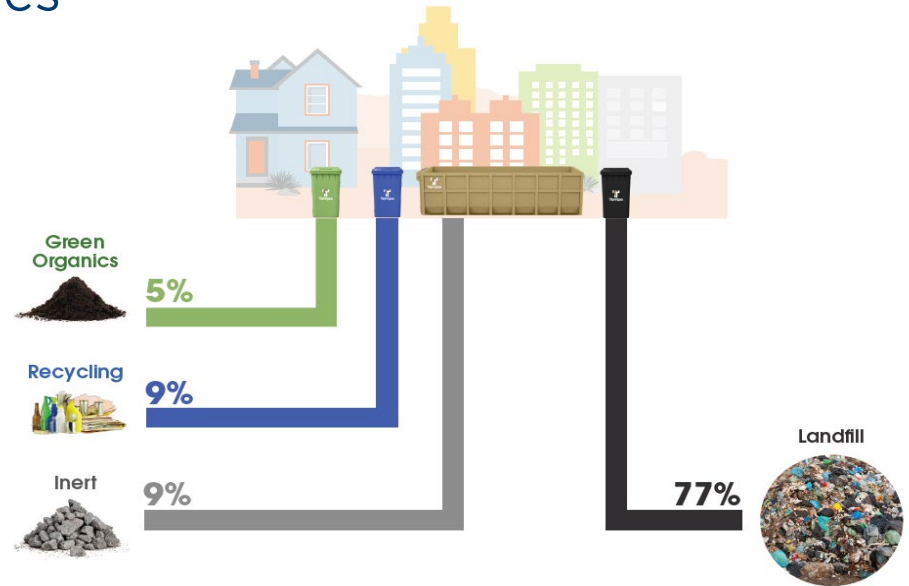
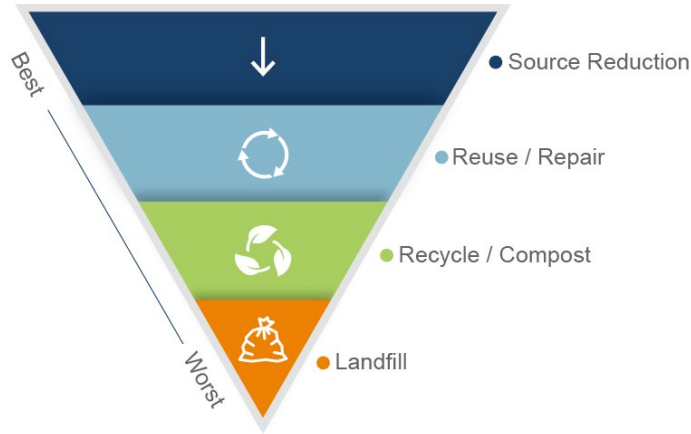
- Civil asset and public utility easement/right-of-way
- Preventative and reactive maintenance
- City Code enforcement
- Abatement



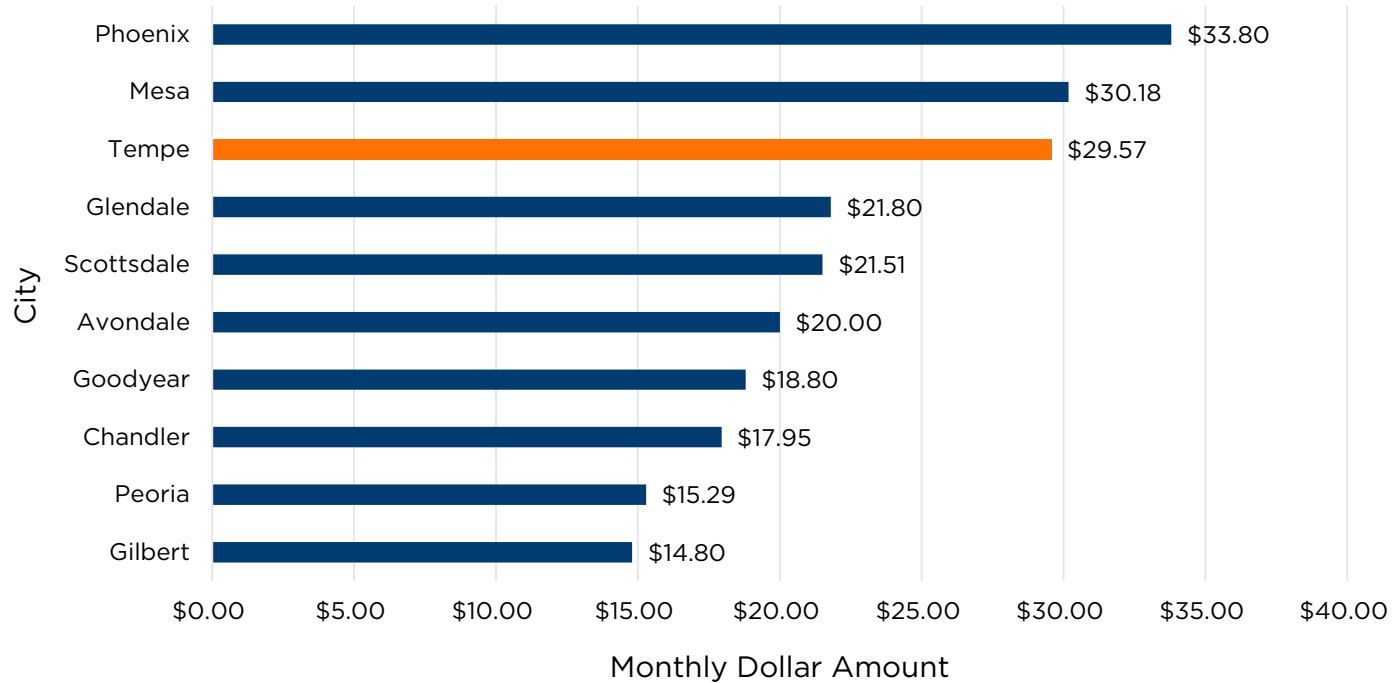
Landfill Diversion



- Tempe's Solid Waste Services are built to reflect community values



Residential Solid Waste Rate Comparison



Residential Solid Waste Service Comparison



	Phoenix	Mesa	Tempe	Glendale	Scottsdale	Avondale	Goodyear*	Chandler*	Peoria	Gilbert
COST	\$33.80	\$30.18	\$29.57	\$21.80	\$21.51	\$20.00	\$18.80	\$17.95	\$15.29	\$14.80
Volume Based Containers	X	X	X						X	X
Uncontained "Bulk" Garbage	4 per year		6 per year	12 per year	12 per year	12 per year	12 per year	Every six weeks	Twice per year	10 per year
Uncontained "Bulk" Green Organics			6 per year						Twice per year	
Self-haul at no added cost	X		X	X	X			X		
Household Hazardous Waste Facility		X	X				X	X		X
Zero Waste Day			X			X			X	
Green Organics Collection**	X	X	X							
Compost/ Inert	X*		X							

* = third party

** = at an additional fee

Elements of the Rate Study



Revenue requirements

- Operating costs
- Capital costs
- Financial policies
- Level of service



Cost allocation

- Evaluate available data
- Service delivery model
- Review billing units
- Compare results to current revenue



Rate design

- Evaluate objectives
- Identify structures
- Customer impacts

Public involvement and community engagement

Customer Engagement



- Public Involvement Plan
 - Public Comment Surveys
 - Public Meetings
- Regular updates to Council
 - Public Input Summary



Utility Rate Study Public Meetings		Junta Pública Sobre El Estudio De Tarifas De Servicios Públicos	
<small>We need your input! Participate in the utility rate study process. Choose one of two opportunities to attend, the same material will be available on both dates.</small>			
Tuesday, April 20 noon	Or	Tuesday, April 20 6:00 p.m.	
via Webex		por WebEx	



Rate Study Timeline



Conclusion



tempe.gov/UtilityRateStudy