

# Tempe Community Center Campus Master Plan

Tempe Forum survey posted 10/7 – 10/21 for citywide input


## Introduction:

Help us design the future of the Tempe Community Complex.

Tempe is developing a master plan that will guide improvements and new developments at the Tempe Community Complex for the next 30 years. The complex is home to Tempe Public Library, Tempe History Museum, Edna Vihel Arts Center and Pyle Recreation Center, making it a hub of activity in the center of the city. The plan will provide recommendations on use of space, pedestrian connectivity, complex visibility, and environmental improvements. It will also evaluate the needs of the complex, including an expansion of space for the Human Services Department.

## Open Ended Survey Questions:

5. Human Services offers a wide range of inclusive programs and services to assist individuals and families with improving their quality of life. This plan could include a new Human Services building or repurposing or expanding existing buildings to serve their needs. Do you have any preferred locations for the new Human Services space on campus? If so, please describe the location and explain your preference.



1. A new building should be erected in a southern corner of the campus. It should be its own entity with its own parking.
2. A new building should fit the character of the existing architecture so as not to appear as an afterthought-type of construction.
3. As far from the Library and the History Museum as possible. Access from Southern not Rural.

4. close to existing bus stops/transit locations for ease of access - possibly where the existing parking lot between Pyle and History building.
5. Close to front
6. Danielle plaza could be a good location less than one mile from this site. The types of services provided by the community services dept and the human services department are generally not a good fit to be together in my opinion. While social services used to be part of your community services department so some services have always been located on this campus, the additional services provided when the human services dept was formed has added quite a different element and feel to the library complex site.
7. fill in the deep terraced void outside the library and use that.
8. Human services are sometimes inaccessible when the elevator is out of order or full of others waiting to get up or voters waiting to vote. Needs to be on a street level location wherever it ends up. Have run into clients with disabilities who were unable to get to HS due to elevator constraints and were frantic about missing their appointments.
9. Human Services is an important citizen resource in Tempe -- the library location isn't close to Light Rail, but it does have good access from Orbit (which I assume users of Human Services would find necessary). Within the Library complex, the only open ground not fully used is the parking lot south of Pyle Center (where city vehicles seem to be parking more than citizen vehicles). That parking lot would be convenient access from Orbit or Southern Ave
10. I am confused why a larger building would be considered to be mixed so close to a long-term stable neighborhood. It should be located closer to light rail services and in more of the downtown Tempe area, if you really want true access. Human services seems to be a real need for our City, but let's put it where it is needed not where it would disrupt neighborhoods any more than the increased Orbit traffic has already made a traffic impact.
11. I can't imagine that you need more buildings on that campus. I would prefer to see the existing buildings used more efficiently with easier access from the outside.
12. I do not think a new Human Services building is needed. It would be better to re-purpose or expand existing buildings.
13. I do not want anything built on or close to the alleyway that is on the La Jolla Dr side. I much prefer that this area continue to be a parking area. I also think they in the plan to make it a true campus, all buildings should be in one general location.
14. I don't think it should be here
15. I don't believe HS should be located here. Instead I would like to see better community spaces with improved programming. HS needs to be convenient to those it will support - with access to public transit. Outside improvement may offer homeless more opportunities to camp out there. This is not a good fit with the Pyle Center, the Library and the arts.
16. I like Option 4 for the Human Services. I think it creates a better flow for the Community Services area: the library, museum, the arts and senior center. These four areas are all interconnected with similar goals. It would make it easier to be able to use the interconnectivity when they are within easy walking distance from each other. Please also remember that this campus is used for lots of events: Tardeada, Library FanCon, Hayden's

Ferry Day, Geeks Night Out and Senior Art Show. Option 4 would be great to help develop these events.

17. I like the idea of building a new Pyle center next to the Vihel center so their programs could use both buildings and be better coordinated. I've participated in classes in both, and feel that managers are territorial to the detriment of classes. The new Human Services center could then use the old Pyle center building with an extension.
18. I never feel safe on this campus due to the homeless people there. No need to put more money into improvements until that problem is addressed. Let's make it a real "community" center where every one feels safe.
19. I question whether the Tempe Community Center campus is the right location for a new building for the Human Services Dept. From what I see on the Tempe website, this is a large department with a very large portfolio. How many employees will work there? How many members of the public will need to use this new building daily? Should this building be closer to the City Hall? What makes it appropriate for this site? If it must be at this site, then the Southeast corner of the site (on Rural) is the most logical place to put a new building.
20. I see a huge amount of new activities in an area where you cannot grow additional space. . Human services does not have to be on this campus. This could contribute to crowding and additional pressure on parking. Like ASU, their human services is few blocks away from their campus. Human services could be in a repurposed industrial building.
21. I used to visit weekly if not daily the library and their computers until the homeless were allowed in. By all means, MOVE HS to a totally different location away from the campus. They have brought in a very undesirable element of ugly behaviors, disease, bed bugs, and are a danger to our children. The library even reeks of a very unpleasant odor. Under these conditions, why should anyone want to visit the museum, library, etc. Perhaps turn the park on Hardy between University and Broadway as a better place, and move the senior center amenities to the campus, instead. That being said, there needs to be mandatory programs put in place for people to take before receiving food/shelter or at least coincide with their education. Once they have completed this mandatory education, then reevaluate their monetary and shelter needs based upon how hard they have worked to get out of their situation. Along with this is to not give money, but vouchers that can only be used for food, not alcohol, drugs, or cigarettes. And, if they sell their food for these vices, their means to receive these amenities is cut off and they still go in for more education. And, for the poor children, perhaps getting them into programs to show them there is a better way - that what their parents are doing to them is a crime. See to it the children are fed, and not their parents. Too many handouts to those who don't want to work and only want to panhandle at the expense of the taxpayers.
22. I volunteer at the community garden and go to the park to workout. I don't really care about a new building except in that it doesn't displace the garden or the workout stations (especially the pull-up bars, those things were money when the gyms were closed).
23. I would absolutely not want a Human Services building near the library. Bad idea.

24. I would like a new, separate building for the human services department, but I don't know where? It would need to be close to the other buildings, especially the library since so many families utilize it. I would like it to be open longer hours than the library as well.
25. I would like to see human service in the Pyle center.
26. I would locate facility close to bus stops & arterial frontage - accessible
27. I would not prefer a new building on the campus. A renovated or repurposed space seems to make the most sense. Perhaps other departments housed in the library building who do not interact with the public regularly could be moved to another city facility?
28. I would prefer an expansion or repurpose of existing facilities to maintain outdoor spaces. I think the Pyle center would be a good location for human services expansion
29. I would put a new Human Services building on the southern most parking area off Rural. I know this may seem like a long way from the buses for folks who need their services but I think there are many more users of the services offered at Pyle and the Library, especially including weekend hours and evening hours. The museum and Vihel also have evening and weekend programs.
30. I've been to the Vhyl Center maybe 3 times in 30 years. Use that building. It doesn't seem to be used "for the arts" enough to pay for it.
31. If added, it should be clearly visible and accessible from the road.
32. If Tempe brings their "Human Services" efforts to this neighborhood, all that will do is reduce the quality of life for the residential community surrounding Rural and Southern! Keep the homeless, drug attics, and others away from the Center!
33. I'm upstairs in the Library monthly for a day time meeting. I've never seen more than 2 citizens in any of the service offices. Why do they need to expand?
34. In stead of taking up more land space, build another level to an existing building. Children have lost too much play space already.
35. It would be preferable for it not to take up too much of the outdoor courtyard space, which I feel is very beneficial for events and community. I am not sure if it could take up some of the parking area currently at the Pyle Center, or extend off of the Library into the Library parking area.
36. It would probably make sense to have it near the library since libraries are a vital resource for people who don't have access to adequate resources. People know they can count on a library to have public restrooms, internet access, and a place to be that does not require payment or risk loitering charges.
37. Move this building to the edge so the customers need not get caught up in the cross traffic for the other buildings.
38. N/A
39. N/A
40. N/A
41. n/a
42. Near bus/transportation, and have needed facilities
43. near the library
44. no

45. No
46. No
47. no
48. No
49. No
50. No
51. No input
52. No opinion
53. no preference
54. No preference
55. No preference for location on campus, but community /human services should be consolidated into 1 building, accessible (ground floor) and easy to walk to once you enter the campus.
56. No preferred location
57. No, I don't have any preferences. If mentally unstable homeless people might congregate there, the city should provide security officers. I live in the Optimist Park neighborhood and for 2 weeks we've had a suspiciously pedo looking van parked at the park continuously while the person is living in it-near Fuller campus. Tempe Police said they couldn't do anything about it to the residents have taken action <https://gf.me/u/y5gi6f>
58. No, wherever is fine.
59. Not near the library or senior center for everyone's safety
60. Not really.
61. Not sure what human services center would do. Parks, Events/Classes/Workshops desirable. Safe and enjoyable for kids desirable. Adult education on 2 parent households as important for kids, diet, sleep important for kids. Education for kids.
62. Please consider building location and height so that homeowners to the south and west are not impacted. Maybe expand the Edna Vihel center.
63. Prefer NO expansion of Human Services at the Community Center Campus. In fact, recommend Human Services department be relocated to downtown Tempe and NOT in a residential community. I live behind the Pyle Center and ever since the Human Services Dept was relocated to the Library Complex, we have had an increase in the amount of used syringes and human waste found within the complex and in the alley, as well as, questionable individuals wandering the alley rummaging through trash, and peering over fences into residents' backyards. And with the moving of the hydration station / heat relief center from downtown to the Pyle Center this summer, the issues have worsened. The Tempe police as well as the security guards patrolling the library grounds can provide additional insight. The community complex should be designated for safe residential senior and family activity. Many of the people the Human Services Department serve do not fall in that category.
64. Probably need a lot of handicapped type parking close by. Close by handicapped parking is currently very limited.
65. Put Human Services in current Pyle Center building. Combine Pyle/Vihel into current Vihel Center, expanding as needed.

66. Put with the museum to attract more visitors.
67. Pyle Center
68. Really haven't utilized this except to turn in sports registrations years ago . It's all online now.
69. Re-purposing sounds like a better idea than anything else discussed.
70. SE corner of property. It's mostly unused.
71. Separate from library, museum and arts / classroom buildings.
72. Services of this type do not belong with senior, parks, recreation or arts and culture services. Please find separate location that would be more appropriate.
73. Should be conveniently located among the existing buildings
74. Somewhere that clearly directs flow for each service that people may be seeking. Such as - children going to library services, arts classes, or events at the library, museum, or edna arts should not have to frequently walk past people who may be smoking or cursing. Similarly it should be easier for seniors to move through locations, there is currently a lot of confusion where someone who is trying to visit Pyle is at Edna Arts and has to walk pretty far in the heat to Pyle Center, or the entrance to the History Museum where many seniors visit requires an unshaded far walk from the Parking Lot and from Pyle.
75. south east corner of the property to separate it and make access to it easy to identify.
76. South end of the parking lot south of Pyle.
77. South of Edna Arts
78. South of Pyle Center
79. south parking lot area could be a separate area to build a new structure to hand tailor it for human services' needs. This would allow for privacy and enhanced dignity for the population being served. .
80. South parking lot. Directly south of Vihel building.
81. Southernmost parking area could be great building site...directly off Rural
82. Tempe is planning to double in density in a relatively short period, this brings in considerations that may not be currently "top of mind". I used to work in Social Services and I suggest you need to make two practical but difficult decisions. First, is this the best location for your users? There is some transit, but is it as well-served as, for example, the downtown area? Are people having to come further to get services? This can make a world of difference to folks who are trying to deal with what is frequently a chaotic, stressful life. We recently returned to Tempe, so I don't know where the ideal location would be, but this looks like a decision that is convenient for the city, not the customers/users. Second, while placing facilities together for "all the public" makes wonderful sense on a civic planning board, it rarely works in reality-- especially as cities become more dense. Areas around significant Social Service offices are frequently not considered safe by middle-class families and elders, they silently flee. Do you want the library, museum, art center, senior center primarily to be used by the tax base (sorry, money is always a variable), or do you want this complex's primary purpose to be bringing potential opportunity to the under-served? This is a real question, either cause is noble. It's a hard truth that large cities don't face and consequently end-up with the middle-class abandoning facilities intended for all. I am truly sorry to write this, but previous cities where we've lived are full of examples (e.g., Denver, San Diego, San Francisco).

83. Tempe is planning to double in density in a relatively short period, this brings in considerations that may not be currently "top of mind". I used to work in Social Services and I suggest you need to make two practical but difficult decisions. First, is this the best location for your users? There is some transit, but is it as well-served as, for example, the downtown area? Are people having to come further to get services? This can make a world of difference to folks who are trying to deal with what is frequently a chaotic, stressful life. We recently returned to Tempe, so I don't know where the ideal location would be, but this looks like a decision that is convenient for the city, not the customers/users. Second, while placing facilities together for "all the public" makes wonderful sense on a civic planning board, it rarely works in reality-- especially as cities become more dense. Areas around significant Social Service offices are frequently not considered safe by middle-class families and elders, they silently flee. Do you want the library, museum, art center, senior center primarily to be used by the tax base (sorry, money is always a variable), or do you want this complex's primary purpose to be bringing potential opportunity to the under-served? This is a real question, either cause is noble. It's a hard truth that large cities don't face and consequently end-up with the middle-class abandoning facilities intended for all. I am truly sorry to write this, but previous cities where we've lived are full of examples (e.g., Denver, San Diego, San Francisco).
84. The complex is already over crowded. City is trying to use complex for too many things. Housing needs alot of space for its services and the number of employees needed to prrform services. There is not enough parking or land to build an aditional building. I understand that the City already owns a large property just a mile or so West of the complex near Southern and Mill. It seems to make more sense to use the land to create Housing Services and Human Services. It is near a busline and would be able to handle the added traffic. There is plenty of space for both parking and buildings. Placing these agencies in this location would help alleviate overcrowding of the complex and accessability including the additional trafic it would add to the area. The complex is also surrounded by residential property. Their needs and quality of life need to be considered ad well.
85. The far south western corner of the campus is rarely used, and seems like an appropriate space.
86. What is the purpose of a Human Services building? That information would help me determine a location for this building.
87. what other locations are available? Where are the locations fo r building a new building. Information is Not provided, very incomplete.
88. Whatever is easily served by transit on the campus. The current stop on the SW corner of Rural and Southern is far from many of the entrances to the buildings. This can be a barrier to people who need to take the bus to the services offered there.
89. Where would a new building be located? There is no room without disturbing the function of the existing programs. Also, if Human Services serves the indigent population on that campus, you will loose your currant patrons.
90. why is more building space needed for city human services when there are many human service agencies in tempe already? i question whether this is a wise use of public dollars.

91. With such a large area of land and families that routinely use the Library and Historical Museum, it would behoove the City to add an area for children to play. I live in the neighborhood located behind the Library, between McAllister and College. I have children ages 7-14. We would appreciate having a park that is suitable for all ages, not just geared towards the youngest in our community. With the Pyle Adult Center, Children's Library, and events that attract everyone in between, having a common space to be physically active seems to be the natural solution to tie all the areas together. I would encourage the exploratory committee to visit this website: <https://www.aarp.org/content/dam/aarp/livable-communities/livable-documents/documents-2018/Parks%20Guide-LR-091018-spreads.pdf> I feel that a shaded area that allows for all community members to exercise and play together can help bridge the gap between the oldest and youngest in our city. My children have greatly benefitted from connecting with our older neighbors. It would be advantageous for the City to foster interaction between age groups to build greater community connection.
92. Please share any other comments or concerns you have related to the Tempe Community Center Campus.
1. 1. Library is VERY poorly designed for a desert climate and has poor access. It apparently was designed to look good in an architectural drawing, but not actually used by real people. You have to park far away, walk in full sun across concrete, and end your trip by passing in front of a west-facing, black stone wall. They have even closed the north entrance. It seems as if the architect was trying to design a solar oven. I suggest you: (a) add MUCH more year-round shade, (b) shorten distances people have to lead children and carry books, (c) make use of the unused amphitheater and patios.  
2. Far too much of the library building is devoted to non-library uses. The first floor has a major fraction devoted to offices, rooms for meetings, and a very noisy cafe. Books actually comprise a minor fraction of the library.  
Downstairs, the children's library is good, but it would be nice to have access to some outdoor play area. Finally, the teen room is ridiculously small. Teen facilities should be greatly increased.
  2. 1. I would love to see more, secure, shaded (covered?) parking for BICYCLES!  
2. There seems to me to be a lot of unused space with blocked access in and around the Main Library building-- I am thinking of unused, outdoor patios, unused amphitheater.  
3. The barren "Tilted Landscape" entry sculpture (?) has always been so UNWELCOMING not to mention, hard to know how to maneuver around safely, especially with little kids in tow and with cars moving in and around the circle with no clearly marked pedestrian cross walks.  
4. The homeless members of our community use the campus a lot, as is their right. That said, much more thought needs to be put into ways to accommodate both their needs and the needs of other residents. The main floor library rest rooms, for example, are usually a mess, often with blocked plumbing on a weekly, if not daily basis. Perhaps, if there were a designated shelter area, separate from the main library, that could provide social services (food? showers? medical?) and secure lockers for their daily use, then these homeless



residents could then enter the library unencumbered, to use the library services (computers, newspapers, events) without bringing all their belongings with them as they do now.

3. A few times a year, I use the Pyle Center for neighborhood association meeting rooms. I do appreciate having the sink, electrical plugs, and tables for my meetings.
4. A parking garage could be useful.
5. All facilities, amenities and play structures need to highlight accessibility and clear disability accommodation for both youth and seniors. Increase Services for homeless, poor, seniors needing help need to be in multiple city locations, not just at the complex. Heat issues need to be considered with external amenities.
6. Any new campus/buildings should be placed at the perimeter of the property, especially along Rural Road and Southern Avenue. Most buildings should face the center of the campus. Most parking areas should be located in the center of the campus, although parking structures could be on the perimeter. Visitors should be able to freely access all parts of the campus from both Rural and from Southern by foot and by bicycle. There should be two or more outdoor/lawn areas of varying sizes for gathering and performances. Shade and seating should be plentiful.
7. Are you eliminating the Ceramics Studio? Not sure it is worth the expense to relocate the Ceramics Studio. I believe you explained that this was to improve the look of the Campus. I don't see where this is an eye sore. Where will it be relocated too? A part of the new Human Services building? If you have a plan that improves the ceramic studio this may gain my support However this has not been communicated in this Forum.
8. arts building should be expanded to include jewelry program.
9. As a 20+ year Tempe resident, I'm curious about how much unique foot traffic each facility in the campus had (pre-covid.) To me, it seems like the City has a lot of buildings with communal purpose that each serve a very small demographic and are poorly utilized. If so, improving infrastructure is not the solution.
10. As someone who has lived here a long time, shade is KING! It's not the temperature that really does it, it is the direct sunlight. Shade = inviting. As for other services, etc. at the center, all I was really aware of was the library.
11. Better public awareness campaigns such as on Nextdoor
12. Better signage is a must.
13. Consider a transit office, manned with a real person. A place where folks that are on site for other services, can purchase tickets or passes, especially students.
14. Consideration should be given to a building that includes covered parking whether above or below ground. The idea of combining Pyle and Edna Arts to colocate spaces is a sustainable approach to services.
15. Desperately need more greenery, shade trees. Add color/design to make building exteriors more attractive and welcoming. Shaded walkways/seating areas with something like canopy or umbrellas where trees not possible. Improve signage, kiosks? Remove the sculpture in front of library. Sadly, it has never been attractive
16. Does this new building bring new services? What impact will it have on the surrounding neighborhoods? With the Orbit, we are already getting a lot of homeless individuals in the

neighborhoods and we are seeing more and more. Will this increase that -- or will it help? The library suddenly became a place NOT to bring children when it became a homeless hangout.

17. Have public transportation to the complex from all zip codes in the city. 85284 lacks in this area.
18. Having a public restroom option available when buildings are closed would be a great step towards honoring the dignity of our unhoused neighbors.
19. I believe it is important to provide more safe and green areas that are designed to improve the quality of life for individuals and families. Many surrounding cities have successfully created such spaces for their Community Services. Many include green space, walking paths and gardens. Playgrounds and seating areas. They are beautiful and usable areas in those cities that improve quality of life rather than create more congestion and traffic issues. The complex isn't being used to its full potential. I think our city needs more gathering spaces where families and individuals want to come and spend time. It would also help the area to add a police substation in the area to help minimize crime in the area.
20. I did not know that this area was called Tempe Community Center. If that is the case, then it is missing the cultural aspect of our community. I would suggest to incorporate a cultural center or space in order to make it more welcoming to people. You should include local artists in this vision and really make it an inclusive and diverse community vibe.
21. I didn't use the Kid Zone prior to COVID but my child was just about old enough for us to start making use of these types of activities when COVID shutdowns began.
22. I do like all the new activity ideas for the use of the existing spaces and for visibility and walkability. How about when people are trying to find their way, stations which are labeled you are here. Please say in as few words as possible, the name of the place you would like to be. And then they get directions.
23. I feel the prices should be more accessible to people who might not necessarily be senior citizens or students for classes. I used to take classes all the time at the Pyle Center and the library and Kiwanis and then I was priced out of them it's cheaper to get Groupons sometime. Also the hours I can't take a class at 9 a.m. I'm working.
24. I have lived in Tempe since 2003 and had my first of two children in 2006. Since having kids, we've gone to the library complex frequently over the years, multiple times a week or sometimes only weekly, utilizing classes and some events on a regular basis. When I think of going to the library, my first thought is "hot". No matter where you park, it's a (relatively speaking) long walk to the entrance with the sun beating down on you. I usually walk with my eyes mostly closed because the sun is always blasting me in the face. That walk was especially grueling with small children. My kids are older now, so I'm jealous that they will have missed out on the awesome renovations you have planned, but it was very disappointing that the only thing offered for little kids was that little corner down in the youth library. I see that was renovated several years ago, but although now it LOOKS nicer, the toys in there are lame. My kids wouldn't have spent more than 5 minutes in there. We were always looking for free play places for them to run around in, but usually the "best" option was McDonald's play places, which they've been shutting down in recent years. It was sad that we didn't have a community

place for the kids to go to just run around and play with other kids. It looks like that is in the works now though! I absolutely love the new plans and they are long overdue. We have a beautiful library building, but no one can know that until they are right in front of it. I feel our current "curb appeal" is pathetic. No one would know about our great library and courtyard unless they are right in front of it or in it. It's all hidden from the street. I also wish there was access between the library and the courtyard. There used to be, but one day they locked the doors and never reopened them. I feel that cuts off the flow between the two. Why should we have to walk all the way to the front of the library and go all the way back around the building to go to the courtyard?? So, we didn't do that anymore. So yes, I love the new plans - all of them - but especially the emphasis on SHADE!!!! We're in AZ, so our library complex shouldn't be barren. I'm specifically talking about the library entrance. In summary, the strategy to make the complex more "inviting" is DEFINITELY a great priority, because, at least from the street, it all looks pretty ugly and boring. Whoever made up these new plans has some great ideas and I'm really looking forward to when it's all done.

25. I just came upon this survey, what about all the other Tempe residents that don't have access to a computer. Is this in the the budget. Why do the buildings need to be updated . Land scape is not well done. Don't need another play area for the kids. What about that dumb water fountain, worthless. Handicapped parking to far away.
26. I like the proposed plan and hope it does not become a 30-year project! Traffic is a deterrent for me to visit the Library or Pyle more often. I live in North Tempe and it takes at least 30 minutes to get there by car due to construction and traffic. I would definitely take the Orbit if it went there from north Tempe. I am also 75+ years old - FYI.
27. I live in the neighborhood immediately behind (on La Jolla) and am excited to see how this develops!
28. I love everything that goes on in these buildings and hope we can provide more space and more activities! I REALLY miss being able to be in these spaces because of the pandemic!
29. I really loved the PDF presentation with the demonstrated enhancement of seating areas, shade, foliage, public art/interactive elements, and additional play areas.
30. I think a splash pad would be amazing at that location. A shaded/large splashpad similiar to Mansel Carter Oasis Park in Queen Creek.
31. I use the library and the Pyle center. I find that I have to be careful parking and walking as it can be a busy area with lots of vehicles coming at you from all angles. Wish it was more pedestrian friendly. Love the covered parking. Pyle has plenty of parking when I go in the evening. I like a lot of the plans that you are looking at to improve the area. It's a very busy intersections so anything we can do to make it a more easy, quieter, oasis once you get inside would be wonderful. I have grandkids so love the idea of having more stuff for the kids.
32. I volunteer at the community garden and go to the park to workout. So I would like to see expansion/beautification of the garden or the workout stations.
33. I welcome the integration of LID/GI to control stormwater flows and provide natural shade (as opposed to shade sails). I hope Arizona native shrubs, vines, and trees will be used rather than introduced species or turf grass. The addition of a pollinator garden or monarch waystation with interpretive signage would also be beneficial.

34. I would appreciate more trees and shaded walkways as I often will walk from Pyle to the Library or the Museum.
35. I would like improvements made to the kiwanis sand volleyball courts. Below I have suggestions 3 improvements needed. Indian School Park has already made these improvements.-Improve Watering System -increase Sand -permanent 4s lines
36. I would like to see a space where parents could let their children enter the library on their own. Please make this campus a safe place for all of us to enjoy.
37. I would like to see better art class studios and more diverse classes offered in the evening. The space should be connected with good signage, walkable paths and cross programming that connect kids to the elderly.
38. I would like to see Human Service in the Pyle Center and the Pyle Center brought over to the main campus and an expanded Edna arts building. I think it is important to think about outside performance space as well, and to revisit the weird space on the front west side of the library.
39. I would love for there to be an entry point from the neighborhood. Currently you have to leave the neighborhood and walk along either southern or rural to get into the campus. Adding an access point to the alley, or into the neighborhood would be amazing.
40. I would love to see the design of the explora-story gardens implemented. It would be a destination in Tempe for the community to gather. In addition, it would be wonderful to have more green and shaded space so that people could gather outdoors when the weather is warmer. Thank you!
41. If you plan to do outdoor seating areas, be sure to include shade structures ( manmade and trees) and possibly misters. Otherwise the rising summer temperatures will be people will probably only attend from Nov to Mar....the exception being Tempe Beach area only because usually alcohol is offered ;). I think it's fine to use the parking that faces Southern. There is plenty of parking off of Rural. Also - I use the Ceramics area at the Edna Vihel center. There is an amazing staff of instructors. The building area that is dedicated to ceramics could use some extra space. The glazing area that is outdoors should be expanded along with the complete shade/rain coverage. If it is possible to expand the building, the studios should be increased to reflect the current and future needs of physical distancing. I love the gift of art that Tempe and the instructors give.
42. In the presentation, it appears the covered parking between the museum and Pyle Center would become a large grass area - I don't find that useful. I like the idea of making the parameter landscaping flatter and better for viewing/safety.
43. increasing signage would be great-we did not know for several years that the senior center or history museum even existed.
44. Is there any way a traffic light could be placed either on Rural or Southern so people could get into the complex safely?
45. It would be great if there was more visual (line of sight) ability to the areas. There are lots of places that are out of the line of sight. As a mom of an adolescent, I have never felt safe with it. It is also impossible to walk comfortably between the buildings in the warmer months. There is very little shaded areas and the whole campus gives off a very hot effect. There is so

much asphalt and even the art piece in front of the library (the pyramid thing) is cement and hard tile.

46. It's easy to trip on the walkways, would be nice if was smoother. Also, there are many people without homes that use the public spaces, deterring uses by other people.
47. Let's love the people, not their behaviors. Let's not enable them to continue with unacceptable behaviors that make them a danger to themselves and others. Let's clean up Tempe and make it a upstanding and morally pure community that WILL NOT ACCEPT CRIME AND ABUSE IN ANY FORM. Make Tempe a model for other cities to follow! Let's make Tempe great again! Actually, let's make Tempe great for the first time in its history devoid of politicians and bureaucrats that do not have the best interest of the community at heart.
48. Library access is confusing because only one set of doors are open yet there seems to be many ways to get in and out. Examples: patio next to cafe always tricks people into thinking they can get out that way. They are frustrated when they have to go all the way back to the front of the building. Some want to exit through the fire door behind the cafe. Also doors closest to Museum and Vilhelm are locked but not obvious to casual observer. Should be a faster connection from Pyle Center to Library. Walking around the whole building to get to front of library is pretty long.
49. Love some of these ideas! Increasing outdoor use is great--mistrs would extend usability. Glad to see plan is to use reclaimed water for all that new green. Imaginative Story area! Practical to have power stations--and great to see they're solar. Nice job, Tempe planners!
50. Maintain access from Rural
51. many people cross Southern at McAllister, a pedestrian activated cross walk should be installed to allow people to cross safely. I also think parking spaces should be removed to allow for additional outdoor spaces. I would appreciate a butterfly waystation on the property. the library can also cultivate seeds for it's seed bank in a community garden on the property.
52. More community events for south Tempeans
53. More covered seating would be nice especially for community events in the plaza area and playground activities for families waiting for children in class. New dance floor in Pyle Center is greatly appreciated. It's beautiful. Edna Vihel center needs updated and more art class spaces. Library is great. Using community center for heat relief was very important this summer. We truly need to offer sheltering services for those in need year round. Perhaps south parking lot to side of Pyle center could be used to build a permanent relief and support center.
54. More mature shade trees and outdoor spaces to take advantage of this climate.
55. More shade needed. More access points to buildings. Parking lot seems too big.
56. More shade, pedestrian friendly, safer, more inviting from cross streets (Rural & Southern) to let citizens know what the buildings are for.
57. My first thought is that I like all the green in this plan (I'm assuming some of this "park" is actual grass) and the TREES included. Don't add a bunch of artificial "shade structures." Plant trees, please. And remove some concrete. My second thought is that Tempe has totally neglected the landscaping around this complex for at least a decade (take a look around the Pyle Center and tell me you are proud of that mess), so we better have enough funding

available to do upkeep on the landscaping. Third, the plan includes increased outside seating, which is good. However, recently the City has gone to some expense to REMOVE seating around the Pyle Center and the library, apparently because the homeless had the temerity to sit there. Fourth, this plan should include water features. People like them; they are calming and cooling. The only water feature at the complex presently is the disused dry heap of stone in front of the library. Finally, why is there nothing in this whole plan to update Pyle Center? Trees? Outside seating? More classroom space? Pyle is a very well-used senior center and could be expanded and improved.

58. N/A
59. N/A
60. N/A
61. Needs a play ground for children. Lots of trees and grassy areas.
62. none
63. None
64. offering human services on the campus is a good idea.
65. Over the years, I have tripped stepping from the sidewalk to the road on two different occasions because the edge of the curb is not marked. Some areas have no curb (because of handicapped parking) but other areas do. Curb edges should be marked.
66. Parking for History Museum includes disability parking in the front row but not one wheelchair ramp to cross from the spaces to the walkway. I have to go around the parking lot across the driveway to get into the building.
67. Parking lots and landscaping really need a makeover.
68. Please do not get rid of Pottery Studio
69. Please don't move the ceramics studio. Much of that equipment was purpose built when I worked there and will not survive relocating.
70. Please have more outdoor spaces perhaps with fans and misters so classes or events can be outdoors when it's hot.
71. Please incorporate as much "nature" as possible please. It positively affects the mental health of all who use, or even view the complex.
72. Please incorporate as much of "nature" as possible in your plan, e.g., trees instead of shade sails. Nature improves mental health for all who use the complex as well as those who view it.
73. Pyle needs to have larger rooms for the art classes and improve the ventilation in those rooms.
74. Sadly, my family and I tend avoid the area due. Perhaps it's just us or our timing, but we always seem to encounter homeless, smelly, and otherwise undesirable people.
75. Shade, comfort, safety, use of low water plants all are important. I've basically have only used the Pyle Adult Recreation center, and feel it needs to be updated to better accommodate exercise classrooms, and meeting rooms.
76. Shade, so important...use of heat tolerant trees and shrubs that allow the breeze if any to circulate through its crown. Grass and running water features near relaxing areas. Picnic areas and food trucks are a great idea. Shade..trees, soft moveable shade patios..green grass

Peaceful, shaded walkways connecting around the campus inviting. Tempe residents to come and enjoy the area and get in your steps for the day.

77. Sustainable uses are always important. Additional outdoor seating and other amenities need not only be practical in terms of maintenance but fit in to a consistent design theme.
78. Tempe has a great opportunity to create a farmers market using the shade of the parking solar structures. Also, please buy Wal-Mart across the street and build a Childrens museum there.
79. Tempe is not a walking town. I think the plan is what someone would like Tempe to be but never will be. To remove the covered parking by the Pyle Center would make it very uncomfortable and/or not possible to take classes in the summer heat. To make an outdoor event for an occasional use rather than a place used 5 days a week. The tables had to be removed from the Pyle Center because the homeless would harass students going to classes. To add tables or leisure spaces will make a lovely place for homeless. I LOVE the Tempe sign on the corner of Southern and Rural. Do not fix something that is not broken.
80. Tempe needs to serve the needs of its homeless citizens, youth, adults and older adults - and improving human services is a good start. Services needed include housing, food, and social services to help isolation.
81. The addition of outdoor spaces that could be enjoyed by a wide range of the community would help unify the complex and make it seem more of a hub and showcase for Tempe. With the exception of the library, the other spaces feel like they're "by invitation only." Would love to see welcoming outdoor seating, play area, and venue for small musical groups or other arts groups to perform outdoors (nothing ultra fancy but with access to electricity, misting system and shade).
82. The buildings And amenities are very old.
83. The bus stops surrounding the area are filled with homeless people. The last time my daughter was dropped at the teen room in the basement a homeless man was sleeping next to the window so she had to leave. Until Tempe addresses homeless issues I'm not a fan of spending more money on upgrades for anything that might just increase the attraction of the facility for more homeless.
84. The Campus needs to be connected to the neighborhood behind it in some way, for improved pedestrian and bike access. If you want to ride your bikes (or walk) with your family to the library, you are required to either bike/walk on Southern or Rural for a period of time to get there.
85. The ceramic studio is outstanding! Just needs more shade on kiln yard( extension of existing shade cover ).
86. The children's programs are amazing and my child is ahead in school because of it!
87. The city of Tempe needs more exhibition spaces for the visual arts. I feel the community center campus would be a great location for a new municipal contemporary art gallery/museum, either by repurposing existing facilities or through a new build. Vision Gallery in Chandler and the Mesa Contemporary Arts Museum would serve as good models for this effort. <https://www.visiongallery.org/> <https://www.mesaartscenter.com/museum>
88. The current library was very poorly designed. We need lots and lots of permanent year-round shade. We need to be able to drive right up to the entrance to drop off and pickup patrons.

We need parking that is close to the library front door. Families have a very hard time getting in and out of the library and back and forth to their cars. Just watch the parents struggling with their children in strollers and carriers, also lugging books in and out. Elderly people also have a hard time using the library. The seating outside of the library entrance is ridiculous. Just sit on it in the summer. The whole library building needs to be just for the library. Everything else needs to be relocated. The teens need a much larger area for their activities. There needs to be a playground with a splash pad either in the library footprint or in another part of the campus. Families want to go to the library for materials and programs and then have a place to hang out and let the children play while the parents socialize with the other adults. I use the library multiple times a week. I rarely use the other buildings, so I am not sure what would improve them. Thanks for listening.

89. The landscaping makes the buildings look like they are not cared for. Dead or ailing plants are removed but seldom replaced.
90. The library has many doors but they are all locked. Opening the doors can make it much easier to get from the library to the other builds and back. Many people miss the museum since it is behind the library,
91. The library needs to be shaded - it is beastly HOT entering the library May-October
92. The location is not bike friendly. The surrounding area needs better access for people who are biking and walking. I know that is outside the scope for this project but it should be a high priority.
93. The outdoor space could be more functional for outdoor events with better seating and more grassy areas. Buildings should at the center should all receive equal updates to make them feel inviting, safe, and inspiring spaces. Currently the Museum and Library feel like pretty nice facilities while Pyle and Edna Arts feel very outdated, dark, difficult to access, uninviting, lacking color and excitement.
94. the parking for handicapped - please have shade at the handicapped library parking and a better and shaded walkway into the library
95. The pictures didn't look like they plan to incorporate much natural landscaping (xeriscaping). We live in a one-of-a-kind desert and have some beautiful plants here. I would love to see more xeriscaping and embracing our ecosystem. I understand grass is important in some places for recreation, but I'd like for other parts, like walkways, to have natural landscaping. It'd be wonderful to have a quiet meditation garden. Xeriscaping also reduces our water consumption and maintenance costs. Better bike parking is always appreciated, meaning that it uses Bollard or U-Rack designs, or ASU's style (<https://www.reliance-foundry.com/blog/bike-parking-guide> ). Please do not ever use Grid racks. Shade is also really nice with bike parking.
96. The plan suggests moving the Ceramics studio but doesn't say where. The studio is in a very convenient location. Communication about what the new plan for the studio should be included.
97. The property is unsafe. I should not have to push pass the passes out guy in the back of the library to find a book. I should not have to walk past homeless people just loitering in the lobby "reading" a magazine. My kids should not be screamed at by a obvious mental health



person while walking by. If it wasn't for the very well maintained and separated kids area downstairs we would never come to this place.

98. The public artwork in front of the library was intended to be a water feature. Consider a different location for it and replaces with an artwork that establishes a sense of place. Integrate public art throughout the redesign.
99. The Pyle center is run down and obsolete. The identified rooms are in poor condition and it is embarrassing to say this is the workout room ... this is where such/such class is held. There is a reason the recreation programs held there are so poorly attended and used.
100. The Tempe Community Center, especially the library and history museum and all the programs they offer, has been an amazing and wonderful resource that I have used at least 2-3 times a week for the past 10-20 years - one of the best things about living in Tempe. The whole Tempe Parks and Recreation program is terrific for a city this size. Keep up the good work!
101. There should be no smoking close to entryways
102. this area doesn't need to be elaborate; just really tasteful. Shade and well-tended vegetation always help -- set an example. Go for and sense of calm, gentle activity and curiosity, discovery and safety and well-being in a solid, not showy community. Please don't amp up for oodles of Excitement or have a big light show because people live next door and it isn't really a commercial place. be a contrast to nearby businesses! this are just my small suggestions.
103. Used to use Pyle Center weekly for metalsmithing classes, but that program has not been emphasized so my use of the entire complex has gone down dramatically.
104. Walking from front entrance of library to front entrance of Pyle is not a safe or accessible walk.
105. Walking to the Library from our neighborhood located east of Rural is hard with concerns about car traffic and safety. I would like to have more connectivity for safe pedestrian travel across Rural such as a pedestrian bridge or crosswalk.
106. We have a handicapped parking permit, but often found the library's limited handicap parking was completely full. We needed more handicap spaces, particularly when events are being scheduled. Also, when we had to park in the lot south of the library, the lack of a safe walkway was concerning & frustrating. The covered parking (with solar) is a wonderful thing!! Outdoor events in the grassy area between library/Vihel, & Library seems adequate, except for seating (particularly shaded seating!) We find that at Empty Bowls event especially awkward -- balancing soup bowls isn't easy with limited seating! The entire complex is so vital to us as we age, & we hope the Library & Museum will open VERY SOON
107. We have lived across the street from this campus for almost 30 years. When my children were young we attended library activities and classes regularly, but as adults we hardly ever go there. It's a wonderful area with a lot of parking, but besides the Tardeada and the fall craft festival at the Pyle Center, there are very activities at this campus that we are interested in attending. I would love to see the area used more often and have a better connection between all of the buildings to encourage wandering from one to the next. It does not seem cohesive at this point. I look forward to these improvements and I really like the ideas that have been presented.

108. What is the vision for this space? It seems like there is no longer a reason to go to the area!
109. When the orbit first started its stops at the library we stopped frequenting the location. We seemed to get hit up for Handouts and it was uncomfortable for me as a young mother of four children. My children are now in high school and I still have concerns sending them on their own to the library. My daughters love to read! My oldest two volunteered for 2-3 summers with the young actors theatre camp and all four of my children have taken classes at the library and Edna Viel Center. I have been impressed at the staff and how they handled the transient population, but Even during classes they still had their props and projects stolen. We love this area and part of Tempe. We have a huge amount of memories here. Tempe needs to find a better place where we can service our transient population with dignity away from places where we want to allow our children to hang out and enjoy
110. While the plans look attractive, I do not think any of the improvements listed would rate as a high priority. With all of the current budget shortfalls that the city is currently dealing with, I think enhancements to the community center campus should rank relatively low on the priority list.
111. Why could not the buildings be remodeled, to accomodate multiply needs and access?
112. You need to open up and offer more Sr Services.

## Tempe Community Center Campus Master Plan Survey

Please share your input on the Tempe Community Center Master Plan

# Summary Of Responses

<b>As of October 22, 2020, 7:45 AM, this forum had:</b>	<b>Topic Start</b>	<b>Topic End</b>
Attendees: 308	October 7, 2020, 5:10 PM	October 22, 2020, 7:26 AM
Responses: 220		
Hours of Public Comment: 11.0		

### QUESTION 1

**Before COVID-19, how often did you typically visit the Tempe Community Center Campus or use any of its services? (1=Never 2=Rarely 3=Monthly 4=Weekly 5=Daily)**

#### Library Services



#### History Museum



## Tempe Community Center Campus Master Plan Survey

Please share your input on the Tempe Community Center Master Plan

		<b>%</b>	<b>Count</b>
5 - Daily		0.5%	1

### Edna Vihel Arts

		<b>%</b>	<b>Count</b>
1 - Never		40.0%	88
2 - Rarely		40.5%	89
3 - Monthly		8.2%	18
4 - Weekly		9.1%	20
5 - Daily		0.5%	1

### Pyle Center

		<b>%</b>	<b>Count</b>
1 - Never		35.0%	77
2 - Rarely		40.9%	90
3 - Monthly		11.8%	26
4 - Weekly		9.5%	21
5 - Daily		2.3%	5

### Parks and Recreation

		<b>%</b>	<b>Count</b>
1 - Never		27.3%	60
2 - Rarely		34.1%	75
3 - Monthly		21.4%	47

## Tempe Community Center Campus Master Plan Survey

Please share your input on the Tempe Community Center Master Plan

		<b>%</b>	<b>Count</b>
4 - Weekly		10.9%	24
5 - Daily		4.1%	9

### Kid Zone

		<b>%</b>	<b>Count</b>
1 - Never		81.8%	180
2 - Rarely		9.5%	21
3 - Monthly		4.1%	9
4 - Weekly		0.5%	1
5 - Daily		1.8%	4

### Housing



		<b>%</b>	<b>Count</b>
1 - Never		88.6%	195
2 - Rarely		6.8%	15
3 - Monthly		1.8%	4
5 - Daily		0.5%	1

### Family & Community Support

		<b>%</b>	<b>Count</b>
1 - Never		85.9%	189
2 - Rarely		8.6%	19
3 - Monthly		3.2%	7

## Tempe Community Center Campus Master Plan Survey

Please share your input on the Tempe Community Center Master Plan

		<b>%</b>	<b>Count</b>
4 - Weekly		0.5%	1
5 - Daily		0.5%	1

### HOPE Homeless Outreach

		<b>%</b>	<b>Count</b>
1 - Never		92.3%	203
2 - Rarely		4.5%	10
3 - Monthly		0.9%	2
4 - Weekly		0.5%	1

### Community Supervision

		<b>%</b>	<b>Count</b>
1 - Never		90.5%	199
2 - Rarely		5.0%	11
3 - Monthly		1.8%	4

### Events/Classes/Workshops

		<b>%</b>	<b>Count</b>
1 - Never		22.3%	49
2 - Rarely		34.5%	76
3 - Monthly		24.5%	54
4 - Weekly		14.5%	32
5 - Daily		2.7%	6

## Tempe Community Center Campus Master Plan Survey

Please share your input on the Tempe Community Center Master Plan

### QUESTION 2


**Which mode of transportation do you most often use to get to the Tempe Community Center Campus?**



### QUESTION 3

**How satisfied are you with the existing services or conditions of the Tempe Community Center Campus (1=not satisfied, 5=very satisfied)?**

#### Wayfinding/Signage



#### Accessibility








## Tempe Community Center Campus Master Plan Survey






Please share your input on the Tempe Community Center Master Plan

		%	Count
3		30.9%	67
4		28.6%	62
5 - Very satisfied		24.0%	52

### Pedestrian Safety

		%	Count
1 - Not satisfied		9.2%	20
2		20.7%	45
3		27.6%	60
4		26.3%	57
5 - Very satisfied		14.7%	32

### Landscaping

		%	Count
1 - Not satisfied		16.1%	35
2		18.0%	39
3		29.5%	64
4		21.2%	46
5 - Very satisfied		14.3%	31


### Connection between buildings

		%	Count
1 - Not satisfied		15.2%	33

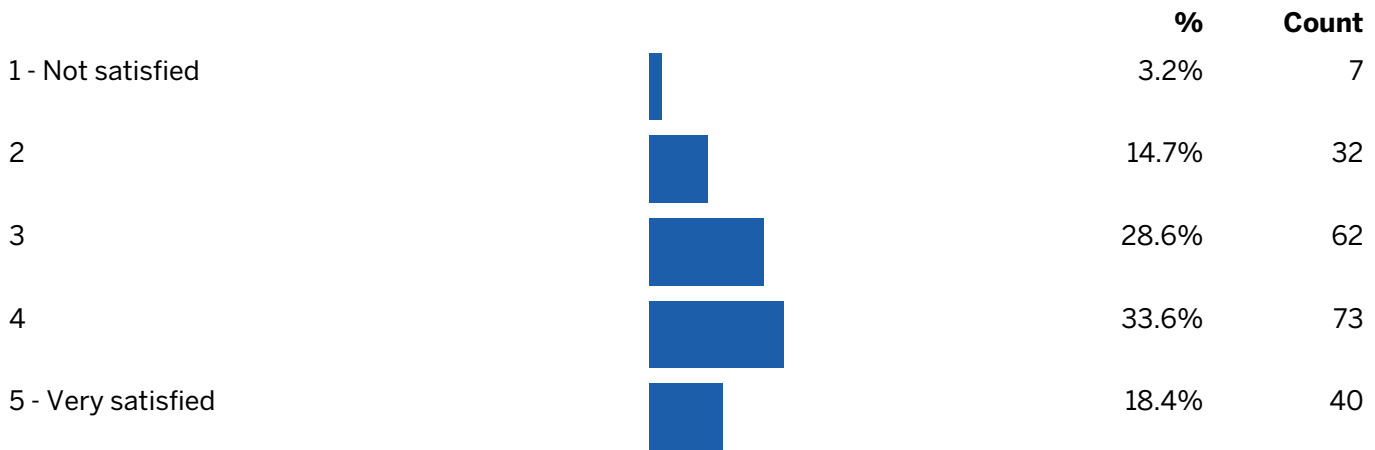


## Tempe Community Center Campus Master Plan Survey

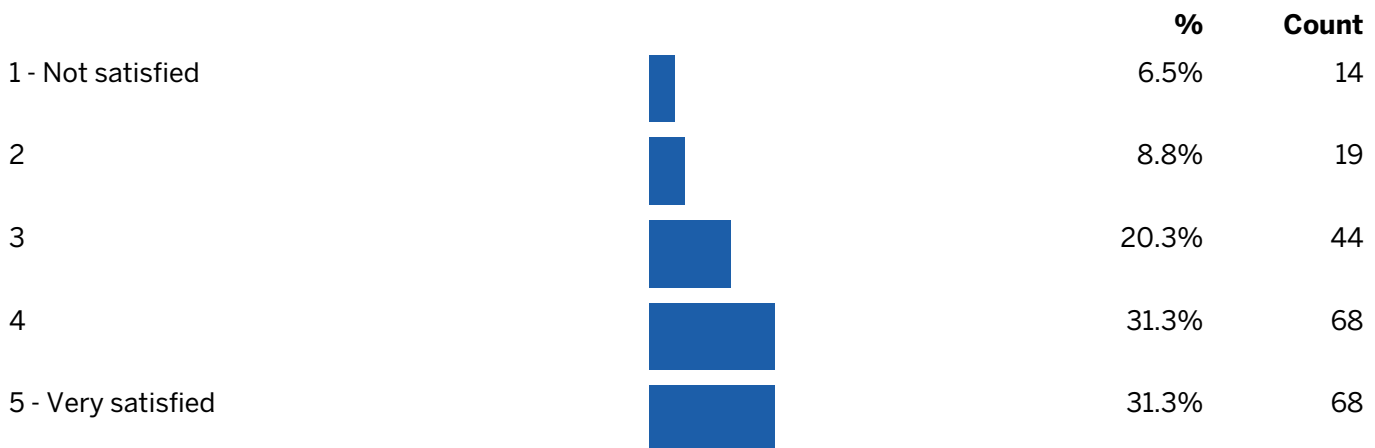
Please share your input on the Tempe Community Center Master Plan



### Buildings



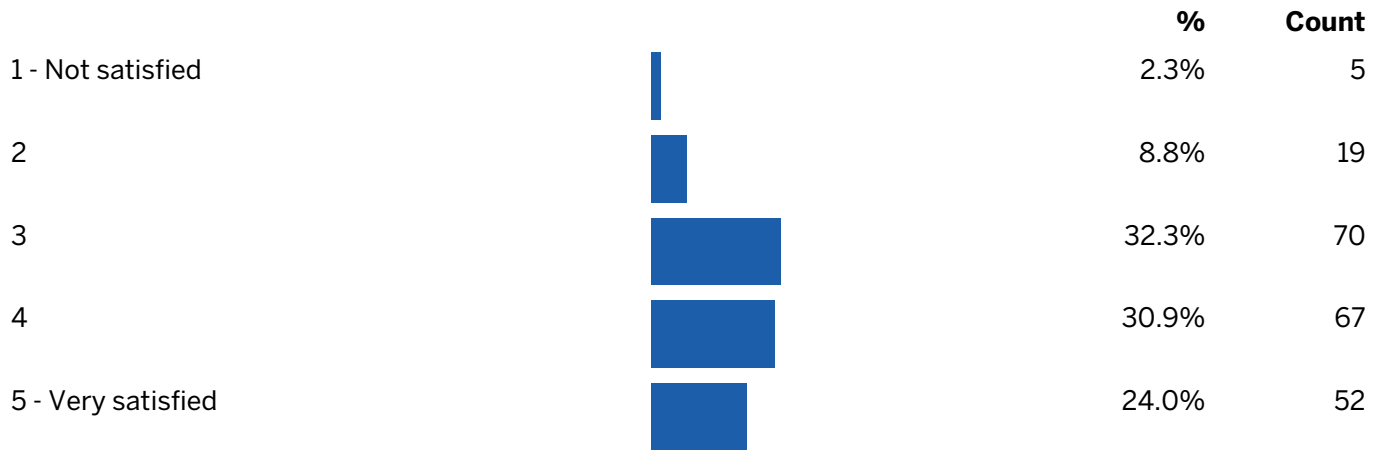
### Parking



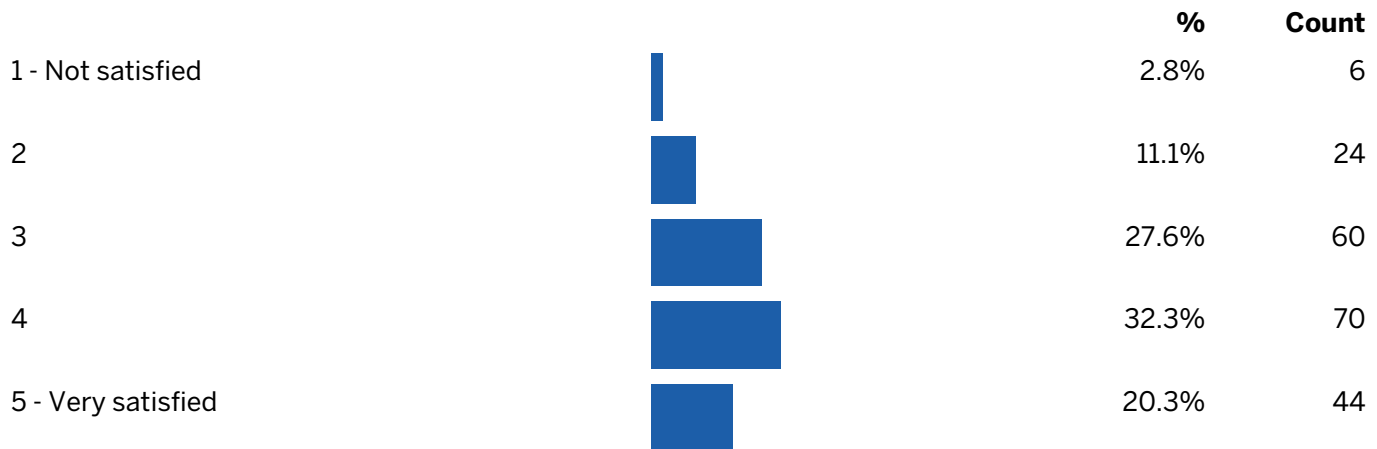
### Facilities where events are held

## Tempe Community Center Campus Master Plan Survey

Please share your input on the Tempe Community Center Master Plan




### Facilities where services are offered



### QUESTION 4

How important is it to have the following amenities on campus? (1=not important, 5=very important)?

#### Additional outdoor seating areas








## Tempe Community Center Campus Master Plan Survey






Please share your input on the Tempe Community Center Master Plan

		%	Count
4		27.6%	60
5 - Very important		27.6%	60



### Improved walkability of campus

		%	Count
1 - Not important		9.7%	21
2		9.2%	20
3		13.4%	29
4		30.9%	67
5 - Very important		36.9%	80

### Additional outdoor event spaces

		%	Count
1 - Not important		11.5%	25
2		8.3%	18
3		21.7%	47
4		26.7%	58
5 - Very important		30.4%	66

### Shaded walkways and paths






		%	Count
1 - Not important		4.1%	9
2		3.2%	7

## Tempe Community Center Campus Master Plan Survey






Please share your input on the Tempe Community Center Master Plan

		%	Count
3		6.5%	14
4		24.9%	54
5 - Very important		60.4%	131

### Additional covered parking

		%	Count
1 - Not important		15.7%	34
2		10.6%	23
3		21.2%	46
4		21.7%	47
5 - Very important		30.0%	65

### Closer accessible parking


		%	Count
1 - Not important		18.9%	41
2		12.9%	28
3		28.6%	62
4		15.7%	34
5 - Very important		23.0%	50

### Improved buildings


		%	Count
1 - Not important		8.8%	19

## Tempe Community Center Campus Master Plan Survey

Please share your input on the Tempe Community Center Master Plan



### Play areas for children



### QUESTION 5

**This plan could include a new Human Services building or re-purposing or expanding existing buildings to serve the department's needs. Do you have any preferred locations for a new Human Services building on campus? If so, please describe the location and explain your preference.**

Answered	92
Skipped	128

### QUESTION 6

**Please share any other comments or suggestions you have related to the Tempe Community Center Campus.**

Answered	112
Skipped	108

## Tempe Community Center Campus Master Plan Survey

Please share your input on the Tempe Community Center Master Plan

### QUESTION 7

#### Name

Answered	151
Skipped	69

---

### QUESTION 8

#### Address

Answered	140
Skipped	80

---

### QUESTION 9

#### Email address

Answered	149
Skipped	71

---