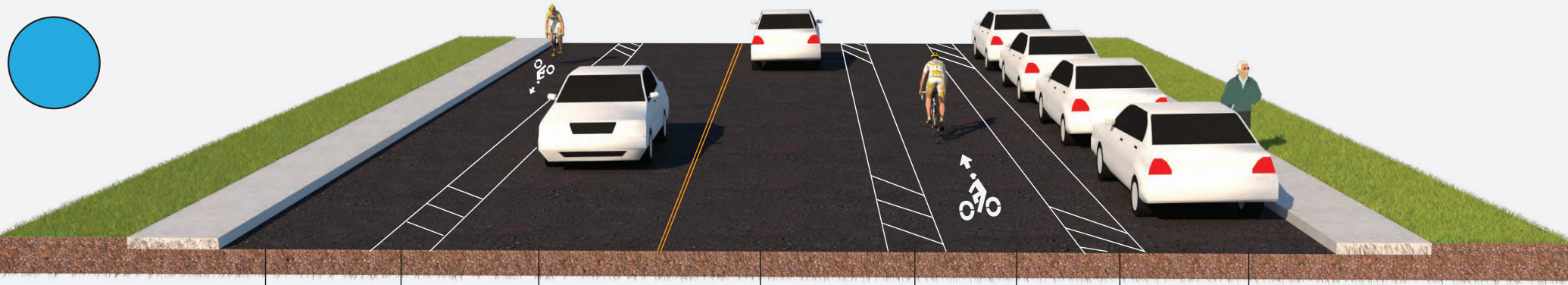




WESTERN CANAL TO GUADALUPE | PROPOSED ALTERNATIVES



BIKE LANE 6.5' BUFFER 2.5' TRAVEL LANE 10' TRAVEL LANE 10' BUFFER 2.5' BIKE LANE 6.5' BUFFER 2.5' PARKING 8.5'

OR



PARKING 8' BIKE LANE 6' TRAVEL LANE 10' TRAVEL LANE 10' BIKE LANE 6' PARKING 8'

WESTERN CANAL TO GUADALUPE | CONCEPTUAL PLAN VIEW ILLUSTRATION

ALTERNATIVE



WESTERN CANAL TO GUADALUPE | CONCEPTUAL PLAN VIEW ILLUSTRATION

ALTERNATIVE

