

# Kiwanis Park Management Plan

Findings Presentation  
September 9, 2019



# Kiwanis Park Management Plan

- Welcome
- Introductions
- Background
- Your Input Is Important



# Meeting Overview

- Plan: purpose/vision/guiding principles and process/timeline
- Information gathering: process and summary
- Needs and opportunities
- Input needed
- Next steps
- Comments and questions



# Purpose & Vision



Purpose: guide improvements, use, maintenance and identity of Kiwanis Park for the next 15 years.

Vision: create an assessment of each area within the park, with suggestions on how they can be managed efficiently.

# Guiding Principles



Guiding Principles	Definition
1. Public Ownership	Balance between special events and everyday experiences.
2. Connectivity	To, through and from the park.
3. Opportunity	Vibrant combination of active and passive activities for all walks of life.
4. Sustainability	Social equity, health/wellness, environmental stewardship, & economic value.
5. Identity	Balancing the park's single park identity with multiple, distinct activity zones.

# Process Timeline

- Strategic kick off/determination critical success factors
- Community and stakeholder engagement
- Analysis of the parks and recreation system
- Needs assessment
- Findings and visioning
- Funding/financing assessment
- Draft recommendations, draft plan and final presentation



# Information Gathering Summary



- 5 Days
- 16 Meetings
- 37 Stakeholders
- 24 Staff Members
- Kiwanis Park Tour
- Kiwanis Recreation Center Tour

## INPUT SOUGHT:

- Strengths
- Areas of Improvement  
Additional Activities  
Desired
- New Amenities Desired
- Underserved Portions of  
Community
- Financial Support
- Key Issues and Values

# Asset Inventory and Assessment



- Purpose is to inventory and assess primary assets such as:
  - Facilities (Kiwanis Recreation Center, restrooms, lake...)
  - Activity areas (fields, courts, picnic areas...)
  - Amenities (benches, grills, picnic tables...)
- Provides a database to allow staff to quickly assess the inventory and assessment to aid in park planning and replacement budgeting efforts

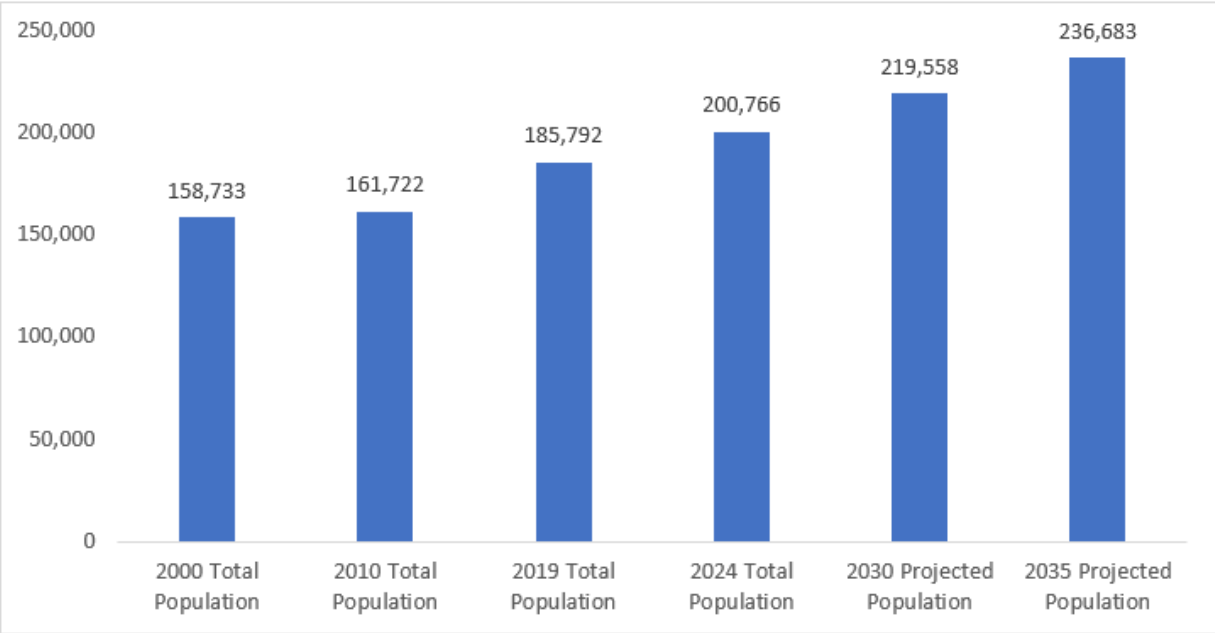


# Asset Inventory and Assessment



- Kiwanis Park dates to 1974 and includes 125 acres and features:
  - The Kiwanis Recreation Center and wave pool
  - 12.7-acre lake
  - Three playgrounds
  - Splash playground
  - Multiple active recreation fields and courts
  - Open space areas with 3 miles of internal walkways (non street edges)
  - Multiple ramadas
  - Large group areas
  - Additional amenities

# Tempe Population Projections



# Recreation Trends Studied



## Part I: Recreation Behavior and Expenditures of Tempe Households

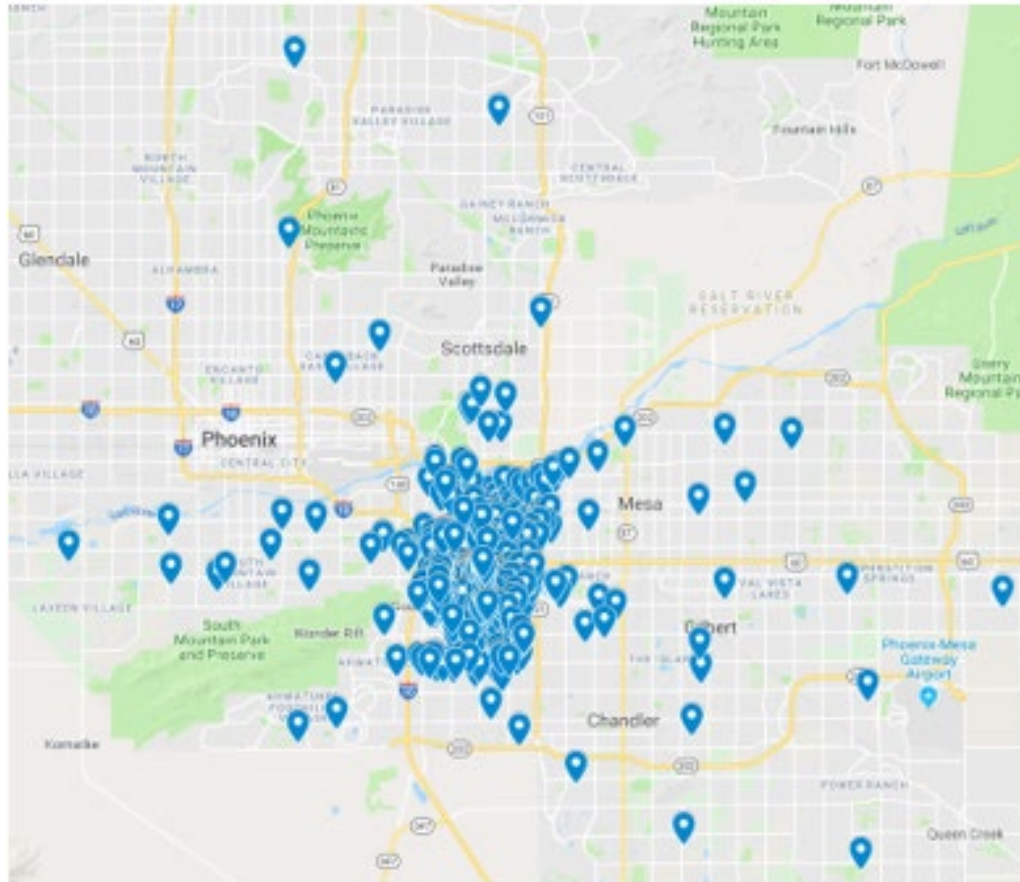
- Local Recreational Expenditures
- Outdoor Recreation Behavior
- Fitness and Health Behavior
- Team Sport Participation

## Part II: Parks and Recreation Trends Relevant to Tempe

- Active Transportation
- Administrative Trends
- Agency Accreditation
- Aquatics Trends
- Community Gardens
- Conservation
- Economic and Health Benefits of Parks
- Generational Fitness Trends
- Marketing and Social Media
- Multiculturalism
- National Healthy Lifestyle Trends
- Outdoor Recreation and Cycling
- Outdoor Recreation Preferences among Ethnic/Racial Groups
- Pickleball
- Preventative Health
- Splashpads
- Sports Trends
- Therapeutic Recreation
- Winter Recreation
- Youth Sports

# Kiwanis Park Management Survey

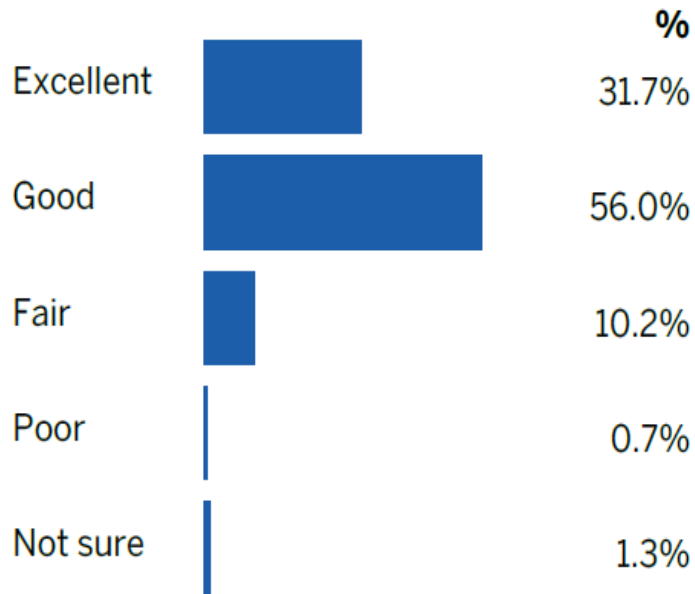
Available online  
July 1 – July 31  
543 responses



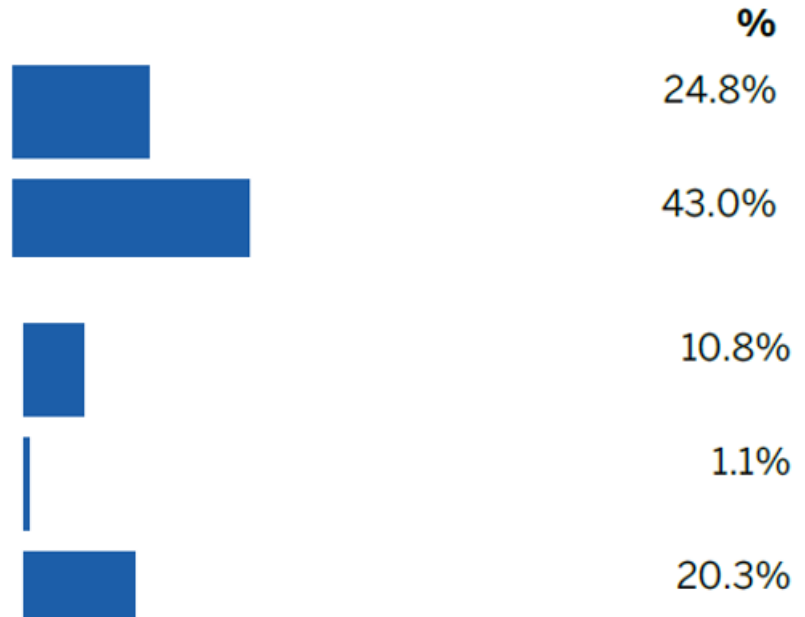
# Overall Quality Rating



## Kiwanis Park



## Kiwanis Recreation Center











# Household Participation Kiwanis Park



	%	Count
Use ramadas and picnic areas.	49.3%	258
Relax or play in the grass.	48.4%	253
Use playgrounds.	55.1%	288
Walk, run or bike on pathways or trails.	71.9%	376
Participate or watch people play baseball, softball, volleyball or soccer.	29.8%	156
Participate in water activities such as swimming or splash play.	45.7%	239
Participate or watch races, walks or runs.	22.0%	115
Participate in adaptive recreation programs.	6.1%	32
Attend concert, festival or event.	38.0%	199

# Household Participation Kiwanis Recreation Center



		%	Count
Fitness center.		18.7%	63
Youth programs.		42.4%	143
Teen programs.		9.2%	31
Adult or senior programs.		26.7%	90
Adaptive Recreation programs.		3.9%	13
Lap or open swim.		33.8%	114
Waves.		36.8%	124
Tennis.		17.8%	60

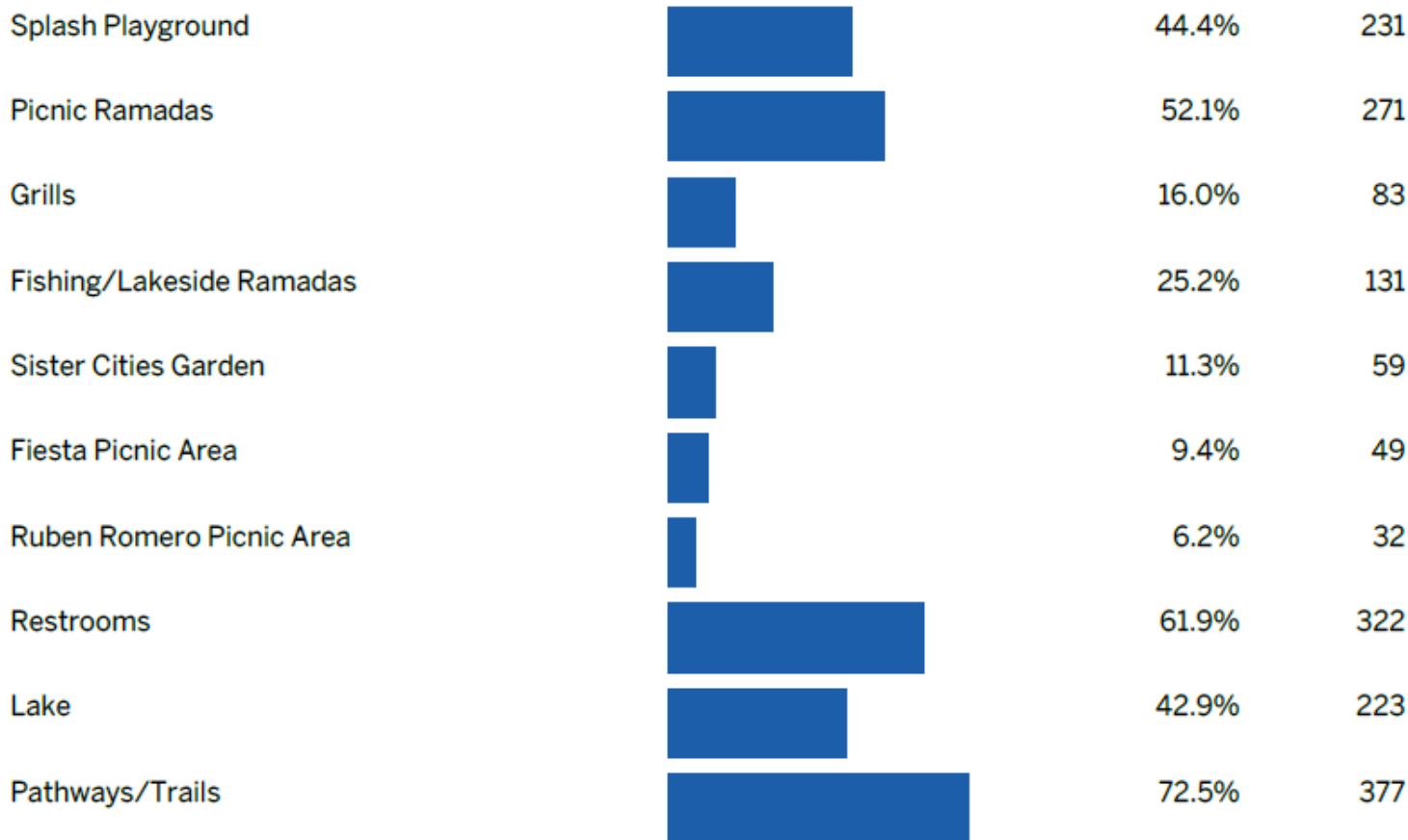
# Amenities Usage Kiwanis Park (1 of 2)



		%	Count
Soccer Fields		11.3%	59
Softball fields		14.8%	77
Volleyball Courts		9.8%	51
Basketball Courts		12.1%	63
Horseshoe Courts		1.9%	10
Playground		55.8%	290



# Amenities Usage Kiwanis Park (2 of 2)



# Household Participation Kiwanis Recreation Center



# Kiwanis Park Programs, Facilities, and Services Assessment (1 of 4)



- Kiwanis Park had an excellent/good (31.7%/56%) rating
- Programs meeting community need
  - Informal recreation
  - Passive recreation
- Programs to enhance
  - Special events

# Kiwanis Park Programs, Facilities, and Services Assessment (2 of 4)



- Amenities meeting community needs
  - Informal gathering locations
  - Walking trails
- Amenities needing improvement
  - Grills
  - Softball field complex
  - Soccer fields, volleyball courts, horseshoe courts
  - Dick and Jane Neuheisel Sister Cities Garden
  - Fiesta picnic area
  - Ruben Romero Corporate Area - picnic area

# Kiwanis Park Programs, Facilities, and Services Assessment (3 of 4)



- Additional activities/amenities desired
  - Allow organizations to fund raise using concession stands
  - Community garden and compost boxes
  - Better and more bathroom facilities, additional ramadas
  - Dog park
  - Food truck area in Ruben Romero Corporate Area
  - Kids train and interactive area
  - More modern amenities
  - Schedule of the races and celebrations
  - Skate park
  - Zip line

# Kiwanis Park Programs, Facilities, and Services Assessment (4 of 4)



- Additional activities/amenities desired
  - Better bike paths on major streets surrounding Kiwanis Park
  - Bike related activities
  - Continue movies in the park
  - More consistent hours for boat rentals like at Tempe Town Lake
  - Birdwatching during fall and spring migration - especially around the lake

# Kiwanis Recreation Center



## Programs, Facilities, and Services Assessment (1 of 3)

- Kiwanis Recreation Center had an excellent/good (24.8%/43%) rating
- Programs meeting community need
  - Aquatic programs
  - Tennis programs
  - Instructional sports programs
  - Health & Wellness Programs
- Programs to enhance
  - Special Events
  - Senior Programs

# Kiwanis Recreation Center



## Programs, Facilities, and Services Assessment (2 of 3)

- Amenities meeting community needs
  - Tennis center
  - Wave pool
- Amenities needing improvement
  - Gymnasium
  - Fitness center
  - Multipurpose rooms
  - Kiwanis Recreation Center Corporate Picnic Area



# Kiwanis Recreation Center

## Programs, Facilities, and Services Assessment (3 of 3)



- Additional activities/amenities desired
  - Adult fitness classes
  - More adult rec leagues
  - Summer daycare camps similar to what KIDZONE or Boys and Girls Club offers
  - Add splash pad at wave pool area
  - More modern amenities
  - Dance class for adults

# Support Assets Needing Attention



- Amphitheater, westside of lake
- Amphitheater, Dick and Jane Neuheisel Sister Cities Garden
- Benches with backs, precast concrete
- Boat dock, westside
- Bridge trellis, north and south sides
- Drinking fountain, masonry
- Flagpoles, Dick and Jane Neuheisel Sister Cities Garden
- Horseshoes, Ruben Romero Corporate Area
- Ramadas, lakeside fishing
- Restroom building/concession area (north side of lake)
- Sculpture garden
- Storage, mobile containers
- Trash/recycling receptacles, 55-gallon drum

# Kiwanis Park Opportunities



- Improve parking
- Add activities/opportunities on the lake
- Communication/signage
- Address aging facilities / infrastructure / trees
- Add shade for users and spectators
- Improve overall maintenance
- Coordination of events, rentals, park use
- Add a dog park
- Additional programs/special events
- Additional amenities
- Reconfigure/repurpose areas of the park

# Kiwanis Recreation Center Opportunities



- Improve parking
- Communication/signage
- Wave pool – consider replacement
- Address aging facilities / infrastructure / trees
- Coordination of events, rentals
- Additional programs/special events
- Additional amenities
- Reconfigure/repurpose areas of the center

# Input Needed

What are your top 3 priorities for Kiwanis Park?

What are your top 3 priorities for Kiwanis Recreation Center ?

Is there anything else you would like to tell us or anything we may have missed?



# Next Steps

- Develop schematic plan
- Funding/financing needs assessment
- Draft recommendations and plan
- Schedule final plan presentation



# Kiwanis Park Management Plan

Findings Presentation  
September 9, 2019

