




<i>Specifications</i>	<i>Original Orbit Bus (Light-duty)</i>	<i>2017 Orbit Bus (Heavy-duty)</i>	<i>Prototype Test Bus (Heavy-duty)</i>
			
Length	25' – 7"	31' – 10.5"	30'
Width	8' – 0"	8' – 5"	8' – 2"
Height	10' – 2.5"	11' – 4"	9' – 10"*
Seats	17	23	24
Standing Capacity	Maximum of 6	12-25	12-25
Wheelchair Accommodations	Two wheelchair positions/ vertical lift	Two wheelchair positions/ extending ramp	Two wheelchair positions/ extending ramp
Entry	Single door, high floor, step entry	Two doors, low floor with kneeling function	Two doors, low floor with kneeling function
Bike Racks	Two bike positions	Three bike positions	Two bike positions

**CNG version will be approximately 8" taller at the front*