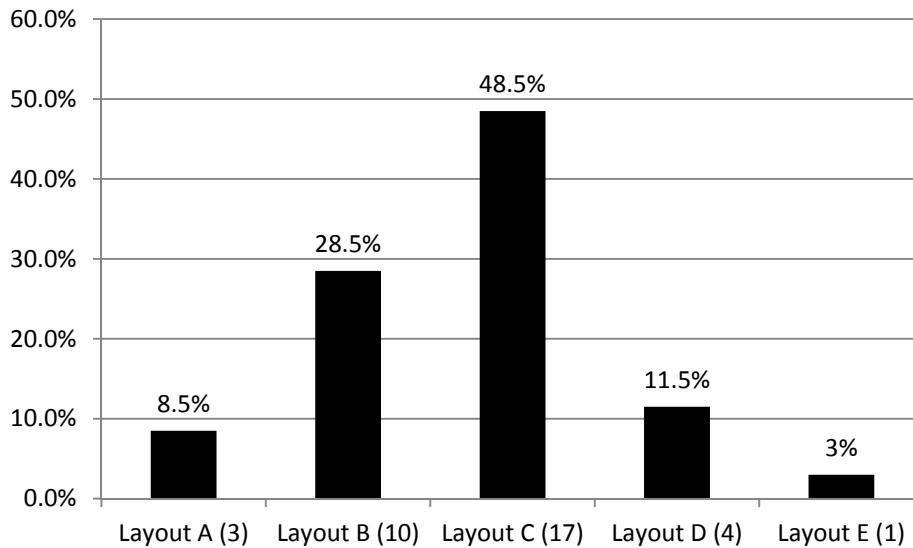




# Scudder Park Improvements 1<sup>st</sup> Meeting Survey Results

## 1. Of the five Scudder Park playground area layouts, which do you prefer (The budget is the same for all layouts)?



Total Submissions: 35

## 2. Why did you choose this option?

### Layout A:

1. Do not disturb existing trees.
2. Shade structures. Save as many trees as possible + more trees. Wheelchair accessible.
3. I picked A because it is most likely to save the tree.

### Layout B:

1. Looks to be a larger layout and more efficient use of the land.
2. Option B enlarges the playground area without a concrete division. Option D is a close second, with an appealing design.
3. Looks like the most play area
4. Looks like it would provide the largest amount of space for the actual play area
5. spreads out play area more and looks as if it is bigger square footage than current footprint
6. It adds the most space between the playground equipment for the different age groups. The accessibility path is best not cutting directly through the play area. Rather than this small neighborhood park, I think Kiwanis Park is best suited for something like a pickleball court.
7. Good design to increase the length of the playground.
8. I like that the area is larger than the old park. It will give more room for kids to run around and play in while providing a sitting area for the parents.
9. More play surface.
10. It allows for the most versatility, all ages to play without being cramped

**Layout C:**

1. Should be able to have a big kids and little kids play area, with easy access to both. But, if you can't shade both, then I would prefer Layout D.
2. This plan appears to save the tree. I like having two sides to the playground. This layout is most aesthetically appealing.
3. Best layout, saves the largest tree.
4. The layout of this one is pleasing to my eyes.
5. Not a boring rectangle. Middle walkway. It is a playground and not a pickleball court that no one will ever be on.
6. Able to separate toddler and youth playground structures, ease of access from neighborhood/school, increases seating, circle at end looks like sandbox for kids to be separate from playground equipment. If the equipment would be limited because of this shape then my second choice is B. Same with including the red current slide - if there are other slides in the equipment then not necessary but if not yet, and there is no additional equipment cost
7. Provides division between the two play areas.
8. It keeps the younger kids and older kids apart better. Good access via sidewalks to all areas.
9. I like having younger vs. older sides.
10. Splits younger and older children. Nice distribution of seating - picnic benches and seating benches. Add more trees.
11. Dividing age groups. Please add more trees.
12. Walkway splitting areas by age group.
13. Center concrete aisle for stroller moms and helps separate age groups.
14. They are more interesting and provide greater aesthetic appeal. Need to ensure more shade wherever possible, could eliminate grills and maximize trees.
15. Provides an option to have an area to split the children play area for older and younger kids.
16. Because it provides more opportunity for benches and it divides the big kids from the little kids.

**Layout D:**

1. It appears to be the best use of space. Also ensuring playground equipment for all ages is necessary to bring new families to the area.
2. It's more aesthetically pleasing. Also, a playground would be used morning, afternoon and evening. I'm sure pickle ball is fun, but the park would not be used as often as a playground would be.
3. I like the idea of the play area being round. I think it will allow parents and easier view of the playground.
4. It looks like it will have a lot of space for different activities and the circle layout looks very fun.

**Layout E:**

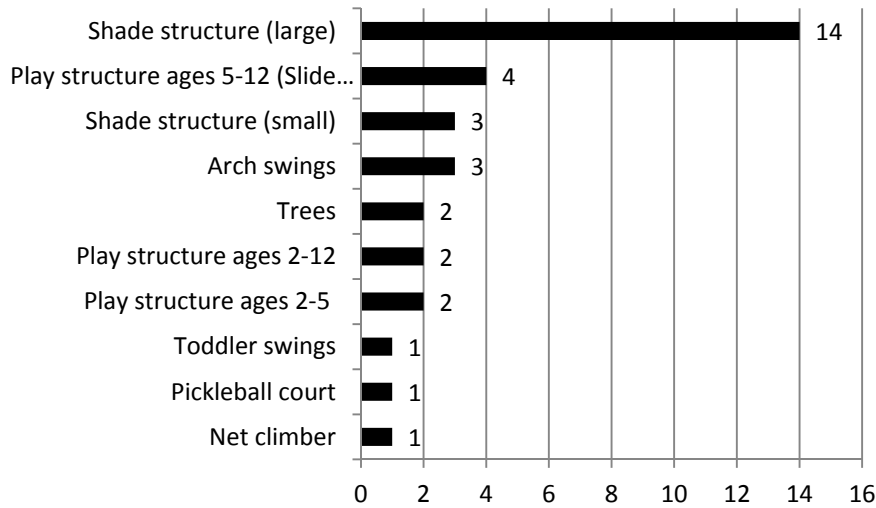
1. Something for adult and older kids.

**Other:**

1. No pickleball court but really does a-d really matter?

**3. Please list in order of importance your top 5 pieces of equipment you would like to see in Scudder Park**

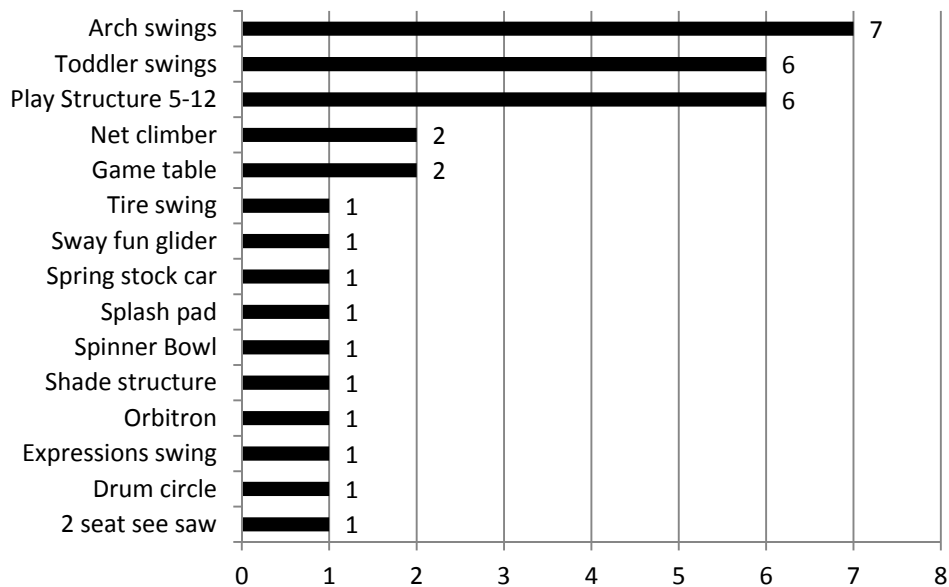
**1<sup>st</sup> choice:**



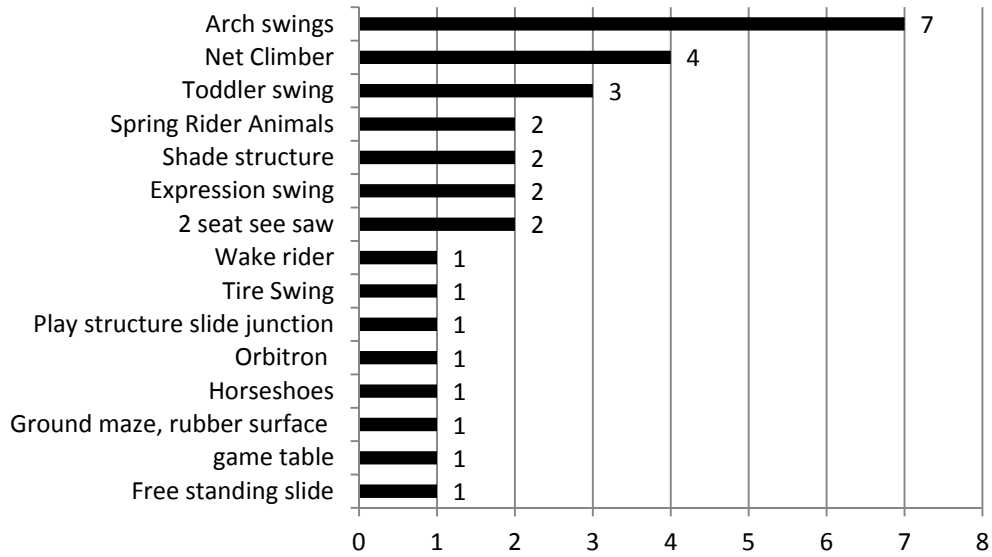
**2<sup>nd</sup> choice:**



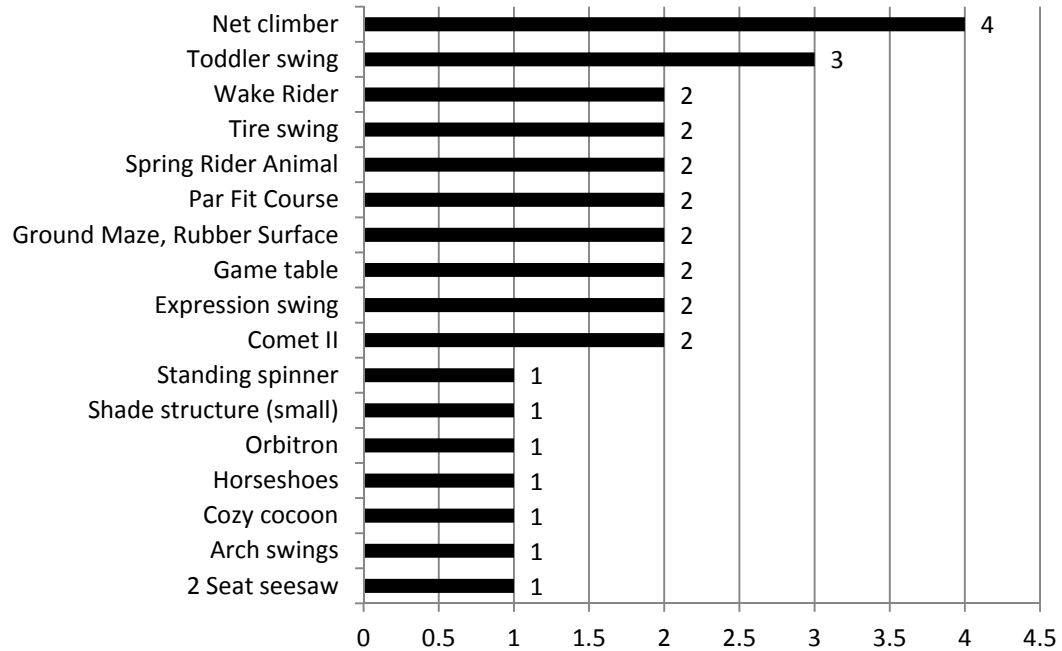
**3<sup>rd</sup> choice:**



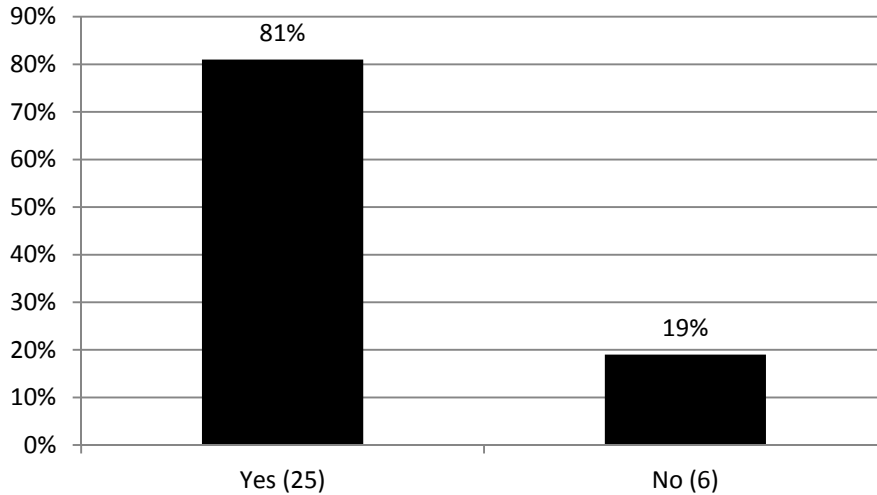
**4<sup>th</sup> choice:**



**5<sup>th</sup> choice:**

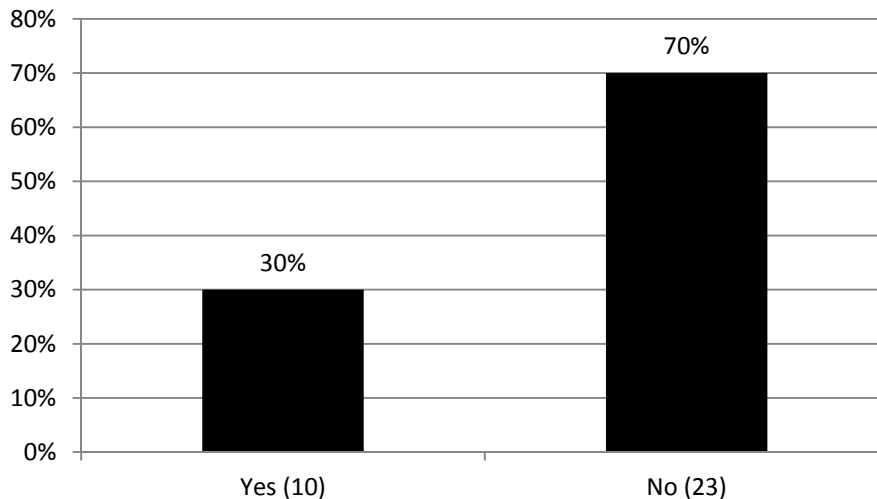


**4. A new red double slide was installed in 2012. Do you want to include the slide in the new playground design?**



Total submissions: 31

**5. When the park was master planned in 2007, area residents voted to have a butterfly theme throughout the park. Do you want that theme to be include in the new design**



Total submissions: 33

**6. Additional comments**

1. Please save the existing large trees.
2. Keep as many trees as possible. Please add more trees, if possible. Thank you.
3. A cluster of picnic tables is a priority for family gatherings, birthday parties, etc. Spring Rider Animal equipment should be installed side-by-side. Kids pretend to race. Shade is very important. Mature trees are preferred.
4. Many people also use the grass area for soccer and other games. Please leave an open area for this. Thanks. Looking forward to the changes!
5. It is important that the park is accessible for toddlers because.
6. Shade is very important and a major attraction for our kids and their safety. The Park should accommodate children from 2 and up, not just 5 and up.
7. Would love a splash pad or some kind of water feature. would like to know how the park will also be maintained as the current as lacked proper maintenance (i.e. low sand levels)

Additional comments (continued)

8. Make it vandal proof so Marcos de Niza students won't damage it. Keep no parking zone on Lakeshore
9. This is an important park renovation for our community. We have 3 kids and have lived in this neighborhood for 10 years. To continue the growth of young families in this neighborhood, we need to have amenities like this park renovation.
10. Don't get rid of the 2012 slide. Maybe move it, but it is still a good slide. I don't really care about the theme. I live just down the street from the park and my family (3 kids) use the current park quite a bit. Looking at other Tempe parks it is sorely in need of a re-do.
11. I think it is very important to have 2 separate areas for the toddlers/young children and the more active older children. Unfortunately it seems as though the ramadas are off the table, however it is important to have shaded tables/benches in which to hang out with the kids at the park, when planning placement of benches please keep that in mind - no need for anything too fancy just updated and new equipment - that is where the money should go for the kids play area. That is what started the neighborhood planning process. I would love to have a second round of comments with the short list of what the neighborhood wanted and then do a second round of "voting". We can write neighborhood grants for shade structures to be added later - please put the money into the equipment and layout and then we can cover later.
12. A couple of regular park benches placed under the shade trees around the north end of the park would be nice for neighbors to enjoy the park, especially for those who are not walking dogs, watching children play or having a picnic.
13. Red slide should remain. Add lighting to playground and @ each picnic table area. Add water fountain to playground. Create fire-pit on north side of park to encourage family and friends to come out in the evenings.
14. I think it would be nice to include multiple game tables instead of just one so that more than just one group of friend would be able to use them, this also applies to the shade structures.
15. It would be fun to have an original teeter totter that you sit on.
16. Please try to preserve as many trees as possible.
17. Eliminate picnic benches, tables and grills, never used. Plant a mix of many shade trees to create a woodlot appearance with shaded benches and paver trail around perimeter. Maintain flood irrigation to preserve healthy trees.
18. Save the trees.
19. I like the idea of making a theme by adding more trees.
20. Fenced area for dogs to run. More picnic tables with shade. Volleyball court.
21. More trees - lots for shade. Exercise course around the park for adults.
22. Trees, trees, more trees.
23. Revo too.
24. As much shade (trees) as possible, not artificial shade.
25. Can we have trees instead of a shade structure? With \$10,000 or \$20,000 we can have a lot of trees.
26. Not a fan of theme parks. Open ended I think has longer staying power. More trees (low allergen trees) lots of trees!!! Another issue is the garbage. The garbage in the school needs to move.
27. I believe the older people in the community would like the par fit. And there would be enough money for a cozy ball . Could we use the existing swings to save money because we use them all the time. If we are a bit short could we do some fund raisers? Also could we plant more trees around the play area and save the money on the shade or for phase 2? Lastly if we must have a shade could it be a neutral color because I live right across from the park and I would not like to ruin the natural view with an obnoxious bright color nor do I think the rest of my older neighbors would be happy with that. The people at the meeting do not live on the street they come over from other streets if you look at the addresses. Also we have several adult handicapped adults that live across from the park that were not at the meeting if a path around the park could be put in to meet in with the sidewalks I believe the wheelchair community as we'll as the elderly walkers and stroller moms would greatly benefit. So cement path from playground following the chain link fence north, then turning west until it gets to the sidewalk on lakeshore. Thank you so much for do this job!!