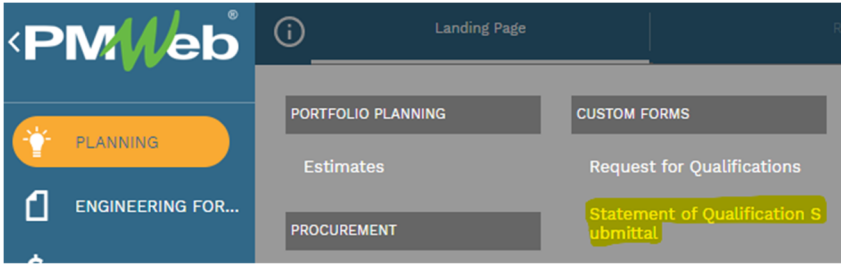
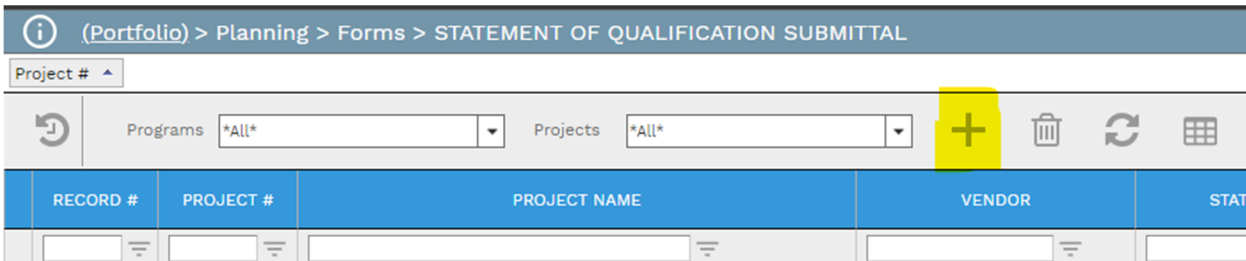


To access the City of Tempe's PMWeb System go to <https://tempe-az.pmweb.com/pmweb>

Once logged in, click on Planning in the left navigation panel, then click on Statement of Qualifications Submittal



Click on the +



Complete the form and click SAVE at the top

Statement of Qualification Submittal

3

PROJECT DETAIL

Project Name: 05-20-22 STATEMENT OF QUALIFICATION TESTING

Vendor: Ryan Companies, Inc.

Request for Qualification:

SOQ Submittal Date: 06-06-2022

PROJECT MANAGER

Name: me

Email Address: me@aol.com

Phone Number: 480-666-6666

PRINCIPAL IN CHARGE

Name: you

Email Address: you@aol.com

Phone Number: 555-555-5555

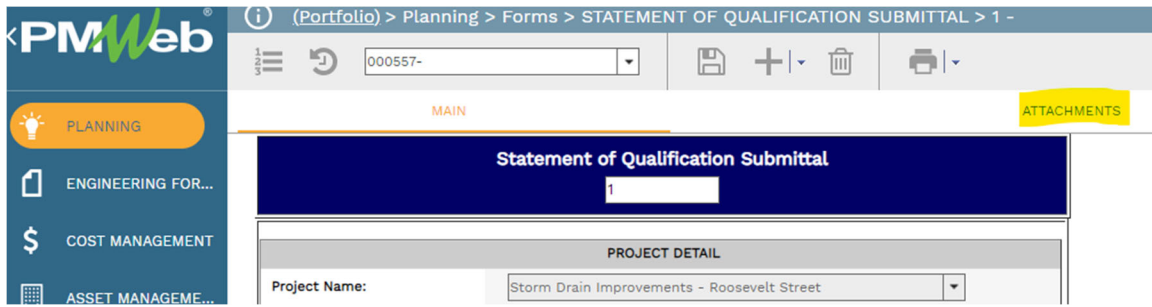
*Using the Attachments Tab, attach your Statement of Qualifications prior to submitting.
Only ONE attachment will be accepted*

ESM - Please place the Project Reference Score and Evaluation Due Date below - The score and due date will feed into the SOQ Evaluation Form

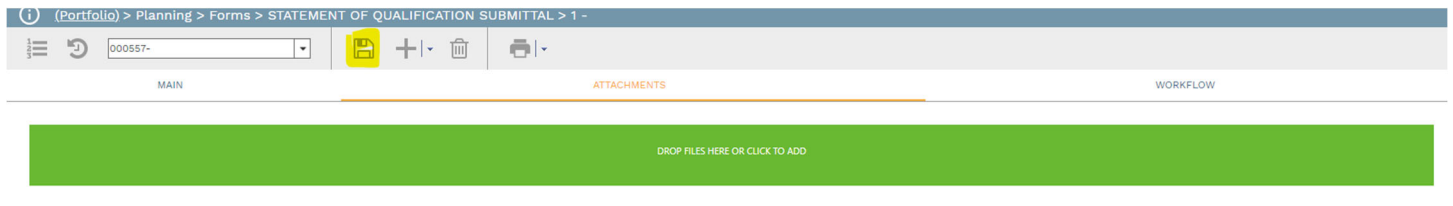
Project References Score: 0

Evaluations Due:

Next, click on the Attachments Tab



Drag and drop your pdf Submittal in the green bar, then click SAVE



Click on the Workflow tab and this screen will appear. Click on SUBMIT



Click SAVE and your SOQ has been submitted

